

Tender Addendum Notice

Tender Notice Published In Daily Navbharat Times Mumbai dated 10.02.2016 for the Following Tenders be read as under:

1. Tender Document for Supply & Installation of Office & Laboratory Furniture and
2. For Supply, Installation & Commissioning of 13 passenger Lift (capacity-884kgs) for Quality Evaluation Lab and Training Center Building of M/s. Spices Board Govt. of India, EL-184, TTC MIDC, Mahape, NaviMumbai.

The date for the sale of the Tender document has been extended upto **8th March 2016** from the office of the Spices Board or Downloading from the website of the Spices Board.

The Receipt of duly filled & Completed Tenders as called for must reach the office of the Spices Board Navi Mumbai office by **11th March 2016 up to 16.30 Hrs.**

The Pre-Bid Meeting for the above mentioned Tenders is arranged on **9th March 2016 , 12.00 PM** at Office of The Spices Board NaviMumbai.

SPICES BOARD, NAVI MUMBAI, MAHARASHTRA

**Tender Document For
Supply, Installation, “SUPPLY &
INSTALLATION OF Office & laboratory
Furniture, for Quality Evaluation Lab and Training
Centre Building of
M/s. Spices Board,
Govt. of India,
EL 184, TTC MIDC, Mahape,
Navi Mumbai**

**Tender No: Spices Board/QC/Lab Furniture/ 15-16/ 01
BID DOCUMENT**

Project Management Consultant (PMC)

IL&FS Cluster Development Initiative Limited

Spices Board, Ministry of Commerce & Industry, Govt of India invites Sealed Tender from reputed Indian manufacturers, their authorized dealers/sole selling agents/ stockist for Supply of “Various Laboratory & Office Furniture item as per attached annexure – I **Make: Standard approved make such as Godrej, Khira, Or Equivalent**” as per details shown in the Annexure-I on the following terms & conditions, so as to reach the undersigned on or before **26/02/2016** (16.30 hrs.):

A demand draft of Rs. 5000/- (Rupees Five thousand Only) towards non-refundable tender fee and EMD / Bid Security for Rs. 1,50,000/- is to be submitted with the tender otherwise your tender will be rejected. Please see clause no. 16, 17 & 18 of this tender notice.

The Tender Document will be available on all working days at the office of M/s. Spices Board, Ministry of Commerce and Industries, Govt. of India, Banking Complex II, 3rd floor, sector 19 A, Turbhe, Vashi, Navi Mumbai, - 400703. From 10.02.2016 to 18.02.2016

1. Please send your sealed tender(s)/quotation(s) preferably by Registered / Speed Post or submit in the office of the Spices Board, Navi Mumbai on any working day between 10.00 hrs. to 16.00 hrs. against receipt / acknowledgement on or before the last date. **26.02.2016** Tender(s) brought after the closing date and time will not be entertained Tender(s)/ Quotation(s) through fax /e-mail will not be entertained. The quoted rates should be valid up to 30.05.2016.

The Pre-bid meeting is scheduled on 19.02.2016 at 14.00 Hrs. At Office of The Spices Board, at Navimumbai.

2. The envelope containing the quotation/ tender should be properly sealed (preferably wax/ cello tape seal) and super scribed as “Sealed Tender against Tender Call Notice NO. **Spices Board/QC/Lab Furniture/ 15-16/ 01 dated 10/2/2016 FOR “SUPPLY & INSTALLATION OF Office & laboratory Furniture, due on 26.02.2016 (16.00 HRS.)**” If the envelope containing the quotation is not sealed and marked as above, the Purchaser will assume no responsibility for its misplacement or premature opening.

3. The above quotation(s) will be opened on **26.02.2016 (16.00 HRS)** in the office of Spices Board as mentioned below. The interested Vendor(s) or their authorized agents may remain present during opening of quotation, if they desire so, at their own expenses.

4. If the above stated opening or closing date(s) happens to be Govt. holiday(s)/ BANDH, the submission/opening of the tender will be on the next working day as per the time scheduled.

5. The number and quantities mentioned in the Tender Notice are tentative and Spices Board reserves the right to increase or decrease the quantities according to the requirement. The same may be increased / decreased according to the

requirement. The Dy Director, SPICES BOARD has the right to divide/split the supply / installation of items as deemed fit. Decision of the Dy. Director of Spices Board in deciding the contract will be final and binding on all Vendors/Bidders. Priority of selection will be given to those firms who have quoted for all items of this tender with required specification.

6. This is EPC contract and shall be including of all charges such as Supply/ Transfer/ Fixing and installation in position at Lab with all taxes and duties etc. complete. No Extra charge other than quoted will be admissible in any case.

7. Manufacturer's name, make, model, catalogue/part No./Code No. etc. of each item if any should be clearly mentioned. If imported, the name, address, phone, fax and e-mail (if any) of the Beneficiary/Manufacturer and authorized Indian agent (if you are a sub-agent) should be mentioned.

8. Document supporting both past and present status of both the Manufacturer and Supplier should be enclosed. Authorization Certificate of the concerned company in your favour (or in favour of your firm through your principal dealer if you are a sub-agent) to sell /service/giving Annual Maintenance Service for the above item(s) should be enclosed along with the tender. If you are a sub-agent of a principal dealer of the main company, then a letter from the principal dealer for giving direct service/AMC to Spices Board, by them should be enclosed otherwise your tender(s) / quotation(s) will be rejected. Valid proofs of any orders received from various Govt. /Semi-Govt. /P.S.U. etc. for the same furniture. The satisfactory supply and installation certificate duly issued by the competent authority of the said organizations should be enclosed with the tender. Other than the rates quoted by the firms, priority of selection will be given on basis of these credential certificates.

9. Payment will be made after successful fixing/installation and satisfactory performance. No advance payment can be made for supply of the above items. The security deposit shall be deducted @ 5% of the gross amount .
. The security deposit shall be released to the agency on satisfactory completion of the work i.e. after completion of free Maintenance Period of 1 year from the date of handing over..

However advance @20 % of the contract value can be made only against bank guarantee of 110% of advance value.

10. (Deleted)

11. Technical literatures, brochures etc. supporting the above specifications or facilities. The Bidders/Vendors are requested to highlight/underline the specifications in the Technical Brochure as per the specification wanted by SPICES BOARD. The company should submit all relevant drawings & sketches of each product separately in line with specifications along with the bid.

12. Please enclose your Valid up-to-date ITCC, STCC, PAN Card and Tax Index No. (TIN) allotment copy. Sales tax/ Service tax/ VAT returns/ ITR for last 3 years.

Enclose your Income tax and sales Tax clearance certificate. In case you are charging excise duty, please submit a copy of the excise license issued in your favour.

13. Any difference or variations for better specification from our specification should be clearly mentioned. Brochure/ Technical literature containing the detailed specification of the models quoted should be enclosed. Give detail specification of all parts and accessories to be supplied with merits and demerits.

14. Committee of Spices Board would inspect the premises wherein similar furniture's are offered and installed to confirm the suitability of the supplies to the purchaser (Spices Board).

15. Service facility beyond guarantee/warranty period i.e. after sales service condition/Annual Maintenance Contract may be indicated clearly including the cost of such service and name of the firm, their financial position and past performance. Any difference or variation in the brand name or specification from our specification should be clearly mentioned. Brochure/ Technical literature containing the detailed specification of the models quoted should be enclosed. Give detail specification of all parts and accessories to be supplied

16. **Non-refundable Tender Fee:** A demand draft of Rs. 5000/- (Rupees Five Thousand Only) towards non-refundable tender fee in the form of A/C payee Demand Draft/ Banker's Cheque of a commercial bank in favour of **"Spices Board" payable at Mumbai** must be deposited along with the tender.

17. **EARNEST MONEY DEPOSIT (EMD)/ BID SECURITY:** The EMD/ Bid Security are required to protect the Purchaser against the risk of Bidder's conduct, which would warrant the security's forfeiture. An earnest money of Rs. 1,50,000/- in shape of A/C payee Demand Draft/ Banker's Cheque of a commercial bank in favour of **"Spices Board" payable at Mumbai** must be deposited along with the tender. The EMD should normally remain up to **30.05.2016**. *Please mention the item name & no. of the tender, your company name and address in the back side of the EMD draft for our reference.* The EMD to the unsuccessful Bidder(s)/Vendor(s) will be returned to them at the earliest (within 30 days) after expiry of the final bid validity **(30.05.2016)** or latest on or before the 30th day of the award of the contract or order whichever is earlier without any interest. The earnest money of the successful Bidder/Vendor will be returned to them without any interest after completing the successful installation.

18. Tender(s) without appropriate Tender fee & EMD will be summarily rejected.

The EMD/ Bid Security may be forfeited:

- (a) If a Bidder withdraws, modifies, revises, deviates from its bid or any of the terms and conditions of this tender enquiry document during the period of bid validity specified by the Bidder on the Bid Form; or
- (b) In case of a successful Bidder, fails to furnish order acceptance within 10 days.

19. Modification and Withdrawal of Bids (Prior to deadline only): The Bidder may modify or withdraw its bid after the bid's submission; provided that written notice of the modification or withdrawal is received by the Purchaser prior to the deadline prescribed for submission of bids. The Bidder's modification or withdrawal notice shall be prepared, sealed, marked and dispatched. No bid may be modified subsequent to the deadline for submission of bids. No bid may be withdrawn in the interval between the deadline for submission of bids and the expiration of the period of bid validity specified by the Bidder on the bid form. Withdrawal of a bid during this interval may result in the Bidder's forfeiture of its bid security.

20. Opening and Evaluation of Bids:

(i) The Purchaser will open all Bids, in the presence of Bidders' representatives who choose to attend, on 26th feb .2016 at 16.30 hrs if possible.

(ii) During evaluation of bids, the Purchaser may, at its discretion, ask the Bidder for a clarification of its bid. The request for clarification and the response shall be in writing and no change in prices or substance of the bid shall be sought, offered or permitted.

(iii) Preliminary Examination: The Purchaser will examine the bids to determine whether they are complete, whether required sureties have been furnished, whether the documents have been properly signed, and whether the bids are generally in order. Bids from suppliers, without proper Authorization from the manufacturers shall be treated as nonresponsive and rejected.

(iv) Arithmetical errors in the financial bids will be rectified on the following basis. If there is a discrepancy between the unit price and the total price that is obtained by multiplying the unit price and quantity, the unit price shall prevail and the total price shall be corrected. If the supplier does not accept the correction of errors, its bid will be rejected. If there is a discrepancy between the price quoted in words and figures, the rate quoted in words will be taken as final and shall be binding on the agency.

(v) The Purchaser may waive any minor informality, non-conformity, or irregularity in a bid, which does not constitute a material deviation, provided such a waiver, does not prejudice or affect the relative ranking of any Bidder.

(vi) Prior to the detailed evaluation, the Purchaser will determine the substantial responsiveness of each bid to the bidding documents. For purposes of these Clauses, a substantially responsive bid is one, which conforms to all the terms and conditions of the bidding documents without material deviations. Deviations from or objections or reservations to critical provisions such as those concerning Bid Security/ Performance Security, Warranty, Force Majeure, Applicable law and Taxes & Duties, etc., will be deemed to be a material deviation.

(vii) If a bid is not substantially responsive, it will be rejected by the Purchaser and may not subsequently be made responsive by the Bidder by correction of the non-conformity.

21. Contacting the Purchaser: No Bidder shall contact the Purchaser on any matter relating to its bid, from the time of the bid opening to the time the Contract is awarded. If the bidder wishes to bring additional information to the notice of the purchaser, it should do so in writing. Any effort by a Bidder to influence the Purchaser in its decisions on bid evaluation, bid comparison or contract award may result in rejection of the Bidder's bid and forfeiture of the EMD without prejudice to any other action against such bidder as deemed fit by the Purchaser.

22. Liquidated damages/Penalty: The date of delivery mentioned in any order should be strictly adhered to otherwise, the Director, SPICES BOARD reserves the right not to accept the delivery in part or full and to claim the liquidated damages/Penalty at 1% per week or part thereof subject to a maximum of 10% of the total value of the supply order which may be deducted from the bill.

23. Partial shipment: Not permitted.

24. If supply is not completed within the stipulated period and no extension at the period of supply is applied for and granted, Dy. Director, Spices Board reserves the right to make purchase from any other sources without sending any intimation of cancellation of the order placed with the vendors. If the tender(s) fail to execute the order(s) within the time period, as indicated in the tender/order for supplies or as mutually agreed to, the order will be cancelled. They will also be liable for all damages sustained by the Institute for non supply including the liability to pay any difference between the prices accepted by him and those ultimately paid by the Spices Board for the articles purchases. The Dy. Director, Spices Board will assess such damages and his decision in the matter will be final.

25. The contract for supply cannot be sublet without the permission of the Dy. Director of Spices Board. The article supplied and installed should strictly confirm to the mentioned specification, grades etc. and accepted by SPICES BOARD. If any of the articles supplied by the tendered are found to be bad or unsound, unmerchantable, inferior in quality, or not in accordance with the description or otherwise faulty for unfit for use or unwholesome, the price or prices, of such article has already been made to the tender, shall be refundable. If the payment has not been made, the tender will not be entitled to any payment whatsoever for such articles. Incomplete tenders/ tenders without required documents will be rejected. Tenders submitted after the closing date and time will not be entertained.

26. Any cheating or forgery found at any moment, the Dy. Director, Spices Board resource the right to forfeit the EMD or Security money and empowered to take legal action as deemed fit.

27. Please note that the items should be supplied and installed within **65 days** from the date of order.

28. The Dy. Director, Spices Board reserves the right to accept/reject any/all the tenders in part or in full without assigning any reason thereof.

29. In the event of any dispute or difference(s) between the vendee SPICES BOARD and the vendor(s) arising out of non-supply of material or supplies not found according to the specifications or any other cause whatsoever relating to the supply or purchase order before or after the supply has been executed, shall be referred to the Dy. Director, SPICES BOARD who may decide the matter himself or may appoint arbitrator(s) under the arbitration and conciliation Act 1996. The decision of the arbitrator shall be final and binding on both the parties. The place of arbitration and the language to be used in arbitral proceedings shall be decided by the arbitrator. All disputes shall be subject to Navi Mumbai Jurisdiction only.

30. In incomparable situation, the committee may negotiate price with the qualified bidder before awarding the offer.

31. The court situated at Navi Mumbai shall have jurisdiction to decide any dispute or litigation if arises in future beyond the above mentioned rules and regulations. The resultant contract will be interpreted under Indian Laws.

Scope of Work (Basis of Work & Quality Assurance)

A. Supply and Installation of Office & laboratory furniture. This includes delivery to SPICES BOARD, loading & unloading the consignment and transporting it from the place of storage to the installation site, installation the same following best practices approved.

B. Removal of debris, dirt and rubbish accumulated as a result of installation/ commissioning of the office & laboratory furniture and accessories and leaving the premises clean and orderly.

C. Participants in the quotation process have to clarify any deviation to the specified design, construction or materials. Without such clarifications, sealed quotations to SPICES BOARD will not be construed as being in total conformance to the requirements of the specification.

D. The selected manufacturer must warrant for a minimum period of one-year starting (date of acceptance of the goods or occupancy, whichever comes first) that all products sold under the contract referenced above shall be free from defects in material and workmanship. The supplier should also replace the damaged parts either during transit / installation and warranty period.

E. Under standard laboratory working conditions, the furniture supplied and part thereof are expected to be corrosion free.

F. The Suppliers should submit copies of suitable documents in support of their reputation, credentials and past performance about the product (Various Furniture items as per attached annexure – I **Make: Standard approved make such as Godrej, Khira, Or Equivalent** which they have supplied to premier testing laboratories.

G. The tender documents should be completed in all respects giving full details of the furniture models being quoted against each parameter, as given in tender. Merely writing yes/no will not suffice. The manufacturer has to mention additional features/deviations if any from technical specifications in remarks column.

H. The tender document not providing desired details or not meeting technical specification in totality is liable to be rejected at sole discretion of SPICES BOARD.

I. The manufacturing date of furniture should not be older than six months from the date of purchase order. Old stocks must not be supplied.

J. The responsibility of any damage caused during transit/erection and warranty period will solely lie with vendor. Vendor has to replace damaged parts if any maximum within 15 days of notice given by SPICES BOARD.

K. Any deviation in the material and the specifications from the accepted terms may liable to be rejected and the suppliers need to supply all the goods in the specified

form to the satisfaction/ specifications specified in the Purchase order and demonstrate at the their own cost.

L. The prices quoted are final inclusive of supply, transpiration and installation, warranty etc. Complete and no other amount quoted would be admissible in any event.

I/ We hereby undertake to abide by all the rules and regulations formulated by SPICES BOARD and mentioned in the Sealed Tender Notice No. **Spices Board/QC/ Lab Furniture/ 15-16/01 dated 10.02.2016** of Spices Board, Navi Mumbai. I/ we also undertake to follow the final decision taken by the Director, SPICES BOARD in case of any dispute in future.

Name of the Vendor/Bidder: Name of the Manufacturer

Address:

Tel. No(s):

Fax No(s):

Mobile:

Email:

Signature
(Authorized signatory):

Seal of the Firm

In case the supplier requires any elucidation regarding the tender documents, they are requested to attend the pre Bid meeting scheduled on **19.02.2016** at 14.00 hr in the office of Spices Board at Banking Complex, 2nd Floor, Sector 19 A, Turbhe, Vashi-400703, Or submit the queries through e-mail at sbromumbai@gmail.com on or before 10:00 hrs, **19.02.2016**.

N.B: The Bidders must send offers only in the price format attached with this tender notice in their letter head duly accepting the term & conditions mentioned and should enclose this tender notice duly signed in each page along with their quotation as a token of their acceptance of the terms & conditions of SPICES BOARD failing which the offer will be summarily rejected.

TENDER FORM FORMAT (PRICE/ FINANCIAL BID - INDIGENOUS SUPPLIES)

(Sealed Tender No. **Spices Board/QC/Lab Furniture/ 15-16/01 dated 10.02.2016**)

Name & Address of the Manufacturer :

Tel. No(s): Fax No(s):
E-mail: Website:

Name & Address of the Dealer/ Bidder :

Tel. No(s): Fax No(s):
E-mail: Website:

Marketed by (if other than the Dealer/Manufacturer) :

Tel. No(s): Fax No(s):
E-mail: Website:

Communication details of the concerned contact person to whom all references shall be made regarding this tender enquiry. [NOTE: Any changes after submission of Tender documents, please update Spices Board, Navi Mumbai.]

- a.) Full Name :
- b.) Complete Postal Address:
- c.) Telephone No.:
- d.) Fax No.:
- e.) Mobile No.:
- f.) E-mail:
- g.) Website Address:

TAN/ PAN No. of the Bidder :

CST/ TIN No. of the Bidder :

Whether You are a Govt. Agency/NSIC : Yes/No
Central Public Sector Enterprises

(If the product be in quoted is actually manufactured by them and the product is registered with these agencies. Enclose valid proofs)

Cost of the Tender enclosed: Yes/No

a.) Name of the Bank & branch: _____

b.) Amount: .5000/-

c.) Demand Draft No./Date:

EMD details: 1, 50,000/-..... D.D. No..... Date.....

Issuing Bank & Branch: _____ Last validity date of the enclosed DD _____

FORM – I**Format for Submitting the Tender**

The Dy. Director (Mktg),
Spice Board,
Banking Complex II, I Floor,
Sector 19 A, Vashi,
Navi Mumbai – 400 703, Maharashtra

Sir,

Sub: Supply and Installation of the laboratory furniture for proposed Quality Evaluation Laboratory cum Training Centre

The undersigned, having read and examined in detail all the documents for **Supply and Installation of the laboratory furniture for proposed Quality Evaluation Laboratory cum Training Centre at plot no EL-184, TTC Industrial area, Mahape, Navi Mumbai, Dist. Thane**. The details of our firm along with the documents forming part of the EoI are given below.

1	Name of the Agency	
2	Address of the Agency	
3	Name & Designation of the contact person to whom all references shall be made regarding this tender.	
4	Address of the person to whom all references shall be made regarding this tender	
5	Telephone (with STD code)	
6	Mobile No. of the contact person	
7	E-mail of the contact person	
8	Fax No. (with STD code)	

We have enclosed the followings:

Statement of Applicant in Form –II

Details of similar projects done by the Applicant in Form-III

Details of Financial status of the applicant in Form –IV

Manufacturers Auhorization in Form –V

Declaration in General in Form - VI

Last 3 year's balance sheet / Audited Statements of Accounts

Other information sought in the scope of work.

Bid Processing fee & EMD

We hereby declare that our offer is made in good faith and the information contained is true and correct to the best of our knowledge and belief.

Yours faithfully,
(Signature of the Authorised Representative)
(Name)

Date

Form No. – II**STATEMENT OF APPLICANT**

1	Name of the Applicant	
2	Address of Head Office: Telephone No. : Fax No. : E-mail Address:	
3	Branch Office Address (if any) Telephone No. : Fax No. : E-mail Address:	
4	Place & date of establishment Place. Date.	
5	Branch of Specialization: Main line of business	a) Since b) Since c) Since
6	Name and Address of Lead Member	
7	Name and Address (s) of other Constituent Member(s)	a) b) c)
8	Total Number and Category of Permanent Employees	
8.1	Total Number of Employees	
8.2	Total number of Technical Persons	
8.3	Total number of specialists	

(Place and Date)

(Name & Signature of Authorised Representative)

FORM -III

DETAILS OF EXPERIENCE IN THE FIELD OF IMPLEMENTATION OF SIMILAR PROJECTS

Sl. No	Name of the Project With Project Location	Name & address of the Client	Date of Completion of the Project	Whether the Project is		Description of the project	Any other Information.
				In Progress	Commissioned		
1							
2							
3							
4							
5							

FORM-IV

FINANCIAL STATUS OF THE APPLICANT

Fill in the blanks for each of the last three fiscal years, duly certified by Chartered or Public Accountant

1. Turnovers during last 3 years:

Amount in Rs.	2013	2014	2015

(Signature of Applicant)

FORM-V

MANUFACTURERS' AUTHORIZATION FORM
(To be submitted in Manufacturer's Letter Head)

No. _____
Date _____

To

The Dy. Director (Mktg),
Spice Board,
Banking Complex II, I Floor,
Sector 19 A, Vashi,
Navi Mumbai – 400 703,
Maharashtra

Dear Sir:

We

_____ who are established and
reputable manufacturers of _____ having factories
at _____

(address of factory) do hereby authorize M/s

(Name and address with contact details like Tel. No(s)/Fax/E--mail etc.

Of Agent) to submit a bid, negotiate and receive the order from you against
your Sealed Limited Tender No

We hereby extend our full guarantee and warranty as per the condition of
the above tender for the goods and services offered by the above firm. We
would facilitate the bidder on a regular basis with technology/product updates.

Yours faithfully,

Authorized Signatory

(Having the power of Attorney on behalf of the
Manufacturer)

FORM-VI

DECLARATION-GENERAL

(To be submitted in Manufacturers / Bidders Letter Head)

Sealed Tender No

To

The Dy. Director (Mktg),
Spice Board,
Banking Complex II, I Floor,
Sector 19 A, Vashi,
Navi Mumbai – 400 703,
Maharashtra

WE HEREBY DECLARE THAT WE HAVE READ & UNDERSTOOD ALL THE GENERAL TERMS & CONDITIONS TECHNICAL SPECIFICATIONS ETC. MENTIONED IN THE ABOVE TENDER AND THE SAME IS ACCEPTABLE TO US AND WE WILL ABIDE BY THE SAME.

Signature with Seal of the Bidder

NAME OF BIDDER: _____

Place:

Date

TERMS AND CONDITIONS

1. Name & Address of the Manufacturer/Dealer:

(To whom purchase order will be addressed)

Telephone No(s):

Fax

No(s):

E---mail:

Website:

2. Payment Condition:

Only through A/C. Payee Cheque/Demand draft /RTGS on supply and installations.

3. (A) Guarantee/ Warranty

(At least 3 year guarantee/ warranty should be given from the date of successful installation / fixing at SPICES BOARD, Navi Mumbai.)

4. Validity of the Tender : ```````````````````` (Minimum up to 30.05.2016)

5. Delivery & Installation Period : Days / Months (65 days)

6. (Rupees_____)

The following documents in original (Self-attested with rubber seal, in case of Xerox copies) should be enclosed along with the bid. In case of Xerox copy, original documents for the following should be produced whenever required; otherwise tender submitted will be rejected at any moment

1. Technical literatures, brochures etc. Supporting the above specifications or facilities. The Bidders / Vendors are requested to highlight / underline the specifications in the Technical Brochure as per the specification of Spices Board.. The company should submit all relevant drawings & sketches of each product separately in line with specifications along with the bid.

2. Authorization Certificate of the concerned company in your or in favour of your firm through your principal dealer if you are a sub-agent to sale / service / giving Annual Maintenance Service for the above item(s) should be enclosed along with the tender; otherwise the same will be rejected. If you are a sub-agent of a principal dealer of the main company, then a letter from the principal dealer for giving direct service/AMC to Dy. Director, Spices Board by them should be enclosed otherwise your offer will be rejected.


3. Document supporting both past and present status of both the Manufacturer and Supplier.

4. Valid up---to---date ITCC, STCC, PAN Card and Tax Index No.(TIN) allotment copy. Sales tax/Service tax/ VAT returns/ITR for last 3 years.

5. Valid proofs of any orders received from various Govt./Semi-- Govt./P.S.U. etc. for the similar furniture. The satisfactory supply and installation certificate duly issued by the competent authority of the said organizations should be enclosed with the tender. Other than the rates quoted by the firms, priority of selection will be given on basis of these credential certificates. The committee may visit the similar installations/manufacturing units to access the suitability to SB.

6. Service facility beyond guarantee/warranty period i.e. after sales service condition/Annual Maintenance Contract may be indicated clearly including the cost of such service and name of the firm, their financial position and past performance who will give the same service. Any difference or variation in the brand name or specification from our specification should be clearly mentioned. Brochure/ Technical literature containing the detailed specification of the mode Is quoted should be enclosed. Give detail specification of all parts and accessories to be supplied

Supply and Installation of the laboratory furniture for proposed Quality Evaluation Laboratory cum Training Centre at Plot No EL-184, TTC Industrial area, Mahape, Navi Mumbai, Dist. Thane

Sr No	Location	Item		Item Description	Unit/Nos	Qty.	Rate.	Amount	Remarks.
		Head	Sub Head						
1	Basement.								
1.01		Emergency Shower & Eye Wash		Emergency Shower and Eye wash with two angled heads, hand-held. In Polyarylamide, reinforced with glass fibers. Trigger operated with BALLOFIX® included for regulation of water. Min. inlet pressure, dynamic: 1.5 bar / 22 psi flow. Including installation.	No	1			
2	First Floor								
2.01	Wet Lab / 1	Shower & Eye Wash		Emergency Shower and Eye wash with two angled heads, hand-held. In Polyarylamide, reinforced with glass fibers. Trigger operated with BALLOFIX® included for regulation of water. Min. inlet pressure, dynamic: 1.5 bar / 22 psi flow. Including installation.	Nos	1			
2.02		Anti Vibration table		Features: 5Hz natural frequency built-in air isolators. Active self leveling and passive pump up versions. Highly rigid laminated construction with damping core. Low cost, easy to install and free from maintenance. Ideal for laboratories and clean rooms, will meet Class 10	Nos	3			
2.03		Fume Hood	Without Duct	Support base having provision to evacuate tapped chemical vapor inside. Base dimensions: 1500 mm W X 700 mm D X 900 mm H Inside Fume Hood working volume: 1400 mm W X 600 mm D X 1000 mm H Bed size: 1400 mm W X 600 mm D Design Basis: - American Design Standard: ASHRAE11- 1995 All tests including "Tracer gas containment test" passed. European Design Standard: EN-14175- 2003 „Inner Plane Containment test" passed. Design Structure:- Aerodynamic, Floor mounted Powder coating: - Pre-treated with 7 tank chemical processes and powder coated with highly chemical resistant epoxy Colors having dry film thickness of 70 to 80 microns. Passes all conformity performance tests as per IS standards. Superstructure: - Galvanized Iron (GI) as per IS 277: 2003 standard of 1.0 mm thickness for all sheet metal paneling , 1.5 mm for corner post, 1.2 mm for back pillars Front Top Panel:- Easily openable hinged Top Toughened Glass Panel (5.5. mm) for easy access to Flow Control Valve and Electrical Lighting fixtures for maintenance.	Nos	2			As per Drawing
2.04		Chemical Cup Board		Floor Mounted Size:- 1000mmL x 700mm W x 1800 mm, Full Height Chemical Storage: Having provision for air vent connection to evacuate tapped chemical vapor inside. Superstructure: - Galvanized Iron (GI) as per IS 277: 2003 standard of 1.0 mm thickness for all sheet metal paneling , 1.5 mm for corner post, 1.2 mm for back pillars. Ht Adjustable Inner Shelves & Fume Chamber as detailed out in drawing. Size:- 1000mmL x 700mm W x 1800 mmH.	Nos	1			As per Drawing
2.05		Exhaust Hood	Flexible	Alsident Spot Extract/ Flexible Exhaust: Exhaust Arm , P.P.Hood 385mm Dia , Ceiling Columns , Centrifugal Blower (1HP Or As suitable) , PP Ducting Charges (Running Mtr)(6") Ceiling Mounted 3 Joints, Reach:2550mm. Quote wrt location indicated in Layout.	Nos	3			


Supply and Installation of the laboratory furniture for proposed Quality Evaluation Laboratory cum Training Centre at Plot No EL-184, TTC Industrial area, Mahape, Navi Mumbai, Dist. Thane

Sr No	Location	Item		Item Description	Unit/Nos	Qty.	Rate.	Amount	Remarks.
		Head	Sub Head						
2.06		LT-1	Sink Unit	<p>Size: 17000(L) X 750 (D) x 800 (H) in L Shape matching with Layout dimentions.</p> <p>a.) Table top formed out of 20mm thk prepolished granite stone. All Granite joints will be filled in with Silicon sealent. The exposed edges of top to be rounded and mirror polished of approved profile.</p> <p>b.)Entire structure should be MS (TATA-Steelium) / Essarbox frame of 35 x 35 mm is used for main frame structure as detailed out in drawing. CO2 welded & finished with highly chemical resistant epoxy powder coating.</p> <p>c)The storage Cabinets are made of CRCA 18 Gauge (TATA-Steelium) / Essar. Standared Cabinet size of 750 (D) , 680 H (Excluding Wheels) 1000 L Steel in panel construction. Cabinets will have sandwiched doors & drawers filled with profile. The hinges will be Godrej / MAPLA make or equivlent. Drawer Glides: The drawer should have Telescopic Glides for smooth movment. Handles: Furniture should have rust proof Non-metallic PP handles . Cabinets shall be detachable mounted on lockable wheels and all interior arrangements of shelves and drawers as specified in drawings. Provision of Storage cabinets (4+4 Nos) , suitable to position indicated.</p> <p>d.)Stainless steel sinks with drain boards:Sinks of SS 304 (18% chrome and 8% nickel) make which have large and extra deep bowls for bulky utensils to be used in required areas. They have non – rusting, easy to maintain, hygienic and satin/matte finish and can be fitted with the worktops made of graite. They also have sloping drain board for easy drainage and special coupling to stop hot or soapy water. Sink location as detailed out in drawings. (4 Sinks to be provided.)</p> <p>e.) Eye wash with two angled heads, hand-held.In Polyarylamide, reinforced with glassfi bres.Trigger operated with BALLOFIX® included for regulation of water.Min. inlet pressure, dynamic: 1.5 bar / 22 psi flow.</p>	RM	17.00			As per drawing.
2.07		LT-3		<p>Size: 3000 (W) x 1200 (D) x 800 (H)</p> <p>a.) Table top formed out of 20mm thk prepolished granite stone. All Granite joints will be filled in with Silicon sealent. The exposed edges of top to be rounded and mirror polished of approved profile.</p> <p>b.)Entire structure should be MS box frame of 35 x 35 mm is used for main frame structure as detailed out in drawing. CO2 welded & finished with highly chemical resistant epoxy powder coating.</p> <p>c)The storage Cabinets are made of CRCA 18 Gauge (TATA-Steelium) / Essar. Steel in panel construction. Cabinets will have sandwiched doors & drawers filled with profile. The cabinets are inter-connected with spacer which strenghtenes the Capsal sheet lining on the edges of doors and drawers for sound over all structure of the table / bench. The hinges will be Godrej / MAPLA make or equivlent. Drawer Glides: The drawer should have Telescopic Glides for smooth movment. Handles: Furniture should have rust proof Non-metallic PP handles . Cabinets shall be detachable mounted on lockable wheels and all interior arrangements of shelves and drawers as specified in drawings.</p>	Nos	3.00			As per drawing.


Supply and Installation of the laboratory furniture for proposed Quality Evaluation Laboratory cum Training Centre at Plot No EL-184, TTC Industrial area, Mahape, Navi Mumbai, Dist. Thane

Sr No	Location	Item		Item Description	Unit/Nos	Qty.	Rate.	Amount	Remarks.
		Head	Sub Head						
2.08	Sample Preparation / 3	Fume Hoode	With Duct	Support base having provision for air vent connection to evacuate tapped chemical vapor inside. Base Cabinet dimensions: 1500 mm W X 700 mm D X 900 mm H Inside Fume Hood working volume: 1400 mm W X 600 mm D X 1000 mm H Bed size: 1400 mm W X 600 mm D Design Basis: - American Design Standard: ASHRAE11- 1995 All tests including "Tracer gas containment test" passed. European Design Standard: EN-14175- 2003 „Inner Plane Containment test" passed. Design Structure:- Aerodynamic, Floor mounted Powder coating: - Pre-treated with 8 tank chemical processes and powder coated with highly chemical resistant epoxy Colors having dry film thickness of 70 to 80 microns. Passes all conformity performance tests as per IS standards. Superstructure: - Galvanized Iron (GI) as per IS 277: 2003 standard of 1.0 mm thickness for all sheet metal paneling , 1.5 mm for corner post, 1.2 mm for back pillars Front Top Panel:- Easily openable hinged Top Toughened Glass Panel (5.5. mm) for easy access to Flow Control Valve and Electrical Lighting fixtures for maintenance.	Nos	2.00			As per Drawing
2.09		LT-1		Size –W-6100 mm, D-750 mm, H-800 a.) Table top formed out of 20mm thk prepolished granite stone. All Granite joints will be filled in with Silicon sealent. The exposed edges of top to be rounded and mirror polished of approved profile. b.)Entire structure should be MS box frame of 35 x 35 mm is used for main frame structure as detailed out in drawing. CO2 welded & finished with highly chemical resistant epoxy powder coating. c)The storage Cabinets are made of CRCA 18 Gauge (TATA-Steelium) / Essar. Standard Cabinet size of 750 (D) , 680 H (Excluding Wheels) 1000 L Steel in panel construction. Cabinets will have sandwiched doors & drawers filled with profile. The hinges will be Godrej / MAPLA make or equivalent. Drawer Glides: The drawer should have Telescopic Glides for smooth movement. Handles: Furniture should have rust proof Non-metallic PP handles . Cabinets shall be detachable mounted on lockable wheels and all interior arrangements of shelves and drawers as specified in drawings. Provision of Storage cabinets (4 Nos) , suitable to position indicated.	RM	6.10			As per Drawing.
2.10	UV-VIS / 6	Anti Vibration table		Features: 5Hz natural frequency built-in air isolators. Active self leveling and passive pump up versions. Highly rigid laminated construction with damping core. Low cost, easy to install and free from maintenance. Ideal for laboratories and clean rooms, will meet Class 10	Nos	3			
2.11		LT-2		Size- 2500 (W) X1000 (D) X 800 (H) mm . a.) Table top formed out of 20mm thk prepolished granite stone. All Granite joints will be filled in with Silicon sealent. The exposed edges of top to be rounded and mirror polished of approved profile. b.)Entire structure should be MS(TATA-Steelium) / Essar- box frame of 35 x 35 mm is used for main frame structure as detailed out in drawing. CO2 welded & finished with highly chemical resistant epoxy powder coating. c)The storage Cabinets are made of CRCA 20 Gauge (TATA-Steelium) / Essar. Steel in panel construction. Cabinets will have sandwiched doors & drawers filled with profile. The hinges will be Godrej / MAPLA make. Drawer Glides: The drawer should have Telescopic Glides for smooth movement. Handles: Furniture should have rust proof Non-metallic PP handles . Cabinets shall be detachable mounted on lockable wheels and all interior arrangements of shelves and drawers as specified in drawings.	Nos	2			As per drawing.

Supply and Installation of the laboratory furniture for proposed Quality Evaluation Laboratory cum Training Centre at Plot No EL-184, TTC Industrial area, Mahape, Navi Mumbai, Dist. Thane

Sr No	Location	Item		Item Description	Unit/Nos	Qty.	Rate.	Amount	Remarks.
		Head	Sub Head						
2.12	AAS- ICP MS room / 7	Exhaust Hood	Fixed	Alsident Spot Extract/ Fixed Exhaust: Exhaust Arm , SS .Hood 385mm Dia , Ceiling Columns , Centrifugal Blower (1HP/ As suitable) , SS Ducting Charges (Running Mtr)(6"), Reach: 1500mm Or suitable as per layout.	Nos	2			
2.13		LT -7		<p>Size - 3000 (W) X 1200 (D) X 800 (H) mm.</p> <p>a.) Table top formed out of 20mm thk prepolished granite stone. All Granite joints will be filled in with Silicon sealent. The exposed edges of top to be rounded and mirror polished of approved profile.</p> <p>b.)Entire structure should be MS (TATA-Steelium) / Essar- box frame of 35 x 35 mm is used for main frame structure as detailed out in drawing. CO2 welded & finished with highly chemical resistant epoxy powder coating.</p> <p>c)The storage Cabinets are made of CRCA 20 Gauge (TATA-Steelium) / Essar. Steel in panel construction. Cabinets will have sandwiched doors & drawers filled with profile. Door Hinges: The hinges will be Godrej / MAPLA make or equivilent unless specified. Drawer Glides: The drawer should have Telescopic Glides for smooth movment. Handles: Furniture should have rust proof Non-metallic PP handles . Cabinets shall be detachable mounted on lockable wheels and all interior arrangements of shelves and drawers as specified in drawings.</p> <p>d.)Polypropylene Cup Sinks of size 300mm X 300mm : Moulded polypropylene cup drains shall be moulded in one-piece of acid-resistant polyethylene. They shall have an integral mounting flange and an integral tailpiece with an 1-1/2" I.P.S. male straight thread outlet.</p>	Nos	2			As per Drawing
2.14	LCMS ROOM / 9	Exhaust Hood	Flexible	Alsident Spot Extract/ Flexible Exhaust: Exhaust Arm , P.P.Hood 385mm Dia , Celing Colums , Centrifugal Blower (1HP Or As suitable) , PP Ducting Charges (Running Mtr)(6") Ceiling Mounted 3 Joints, Reach:2550mm	Nos	5			

Supply and Installation of the laboratory furniture for proposed Quality Evaluation Laboratory cum Training Centre at Plot No EL-184, TTC Industrial area, Mahape, Navi Mumbai, Dist. Thane

Sr No	Location	Item		Item Description	Unit/Nos	Qty.	Rate.	Amount	Remarks.
		Head	Sub Head						
2.15		LT -4		<p>Size- 2500 (W) X 1200 (D) X 800 (H) mm.</p> <p>a.) Table top formed out of 20mm thk prepolished granite stone. All Granite joints will be filled in with Silicon sealent. The exposed edges of top to be rounded and mirror polished of approved profile.</p> <p>b.)Entire structure should be MS (TATA-Steelium) / Essar- box frame of 35 x 35 mm is used for main frame structure as detailed out in drawing. CO2 welded & finished with highly chemical resistant epoxy powder coating.</p> <p>c)The storage Cabinets are made of CRCA 20 Gauge (TATA-Steelium) / Essar. Steel in panel construction. Cabinets will have sandwiched doors & drawers filled with profile. The hinges will be Godrej / MAPLA make. Drawer Glides: The drawer should have Telescopic Glides for smooth movment. Handles: Furniture should have rust proof Non-metallic PP handles . Cabinets shall be detachable mounted on lockable wheels and all interior arrangements of shelves and drawers as specified in drawings.</p>	Nos	5			As per drawing.
2.16		LT -5		<p>Size- 2000 (W) X 1000 (D) X 800(H) mm.</p> <p>a.) Table top formed out of 20mm thk prepolished granite stone. All Granite joints will be filled in with Silicon sealent. The exposed edges of top to be rounded and mirror polished of approved profile.</p> <p>b.)Entire structure should be MS (TATA-Steelium) / Essar- box frame of 35 x 35 mm is used for main frame structure as detailed out in drawing. CO2 welded & finished with highly chemical resistant epoxy powder coating.</p> <p>c)The storage Cabinets are made of CRCA 20 Gauge (TATA-Steelium) / Essar. Steel in panel construction. Cabinets will have sandwiched doors & drawers filled with profile. Door Hinges: The hinges will be Godrej / MAPLA make or equivalent unless specified. Drawer Glides: The drawer should have Telescopic Glides for smooth movment. Handles: Furniture should have rust proof Non-metallic PP handles . Cabinets shall be detachable mounted on lockable wheels and all interior arrangements of shelves and drawers as specified in drawings.</p>	Nos	6			As per drawing.
2.17	GCMS / 11	Exhaust Hood	Flexible	<p>Alsident Spot Extract/ Flexible Exhaust: Exhaust Arm , P.P.Hood 385mm Dia , Celing Columns , Centrifugal Blower (1HP Or As suitable) , PP Ducting Charges (Running Mtr)(6") Ceiling Mounted 3 Joints, Reach:2550mm. Quote wrt location indicated in Layout.</p>	Nos	1			

Supply and Installation of the laboratory furniture for proposed Quality Evaluation Laboratory cum Training Centre at Plot No EL-184, TTC Industrial area, Mahape, Navi Mumbai, Dist. Thane

Sr No	Location	Item		Item Description	Unit/Nos	Qty.	Rate.	Amount	Remarks.
		Head	Sub Head						
2.18		LT -5		<p>Size- 2000 (W) X 1000 (D) X 800(H) mm.</p> <p>a.) Table top formed out of 20mm thk prepolished granite stone. The exposed edges of top to be rounded and mirror polished of approved profile.</p> <p>b.)Entire structure should be MS (TATA-Steelium) / Essar.- box frame of 35 x 35 mm is used for main frame structure as detailed out in drawing. CO2 welded & finished with highly chemical resistant epoxy powder coating.</p> <p>c)The storage Cabinets are made of CRCA 20 Gauge (TATA-Steelium) / Essar. Steel in panel construction. Cabinets will have sandwiched doors & drawers filled with profile. The hinges will be Godrej / MAPLA make or equivalent unless specified. Drawer Glides: The drawer should have Telescopic Glides for smooth movement. Handles: Furniture should have rust proof Non-metallic PP handles. Cabinets shall be detachable mounted on lockable wheels and all interior arrangements of shelves and drawers as specified in drawings.</p>	Nos	4			As per Drawing
2.19	Wash room / 12	Shower & Eye Wash		Emergency Shower and Eye wash with two angled heads, hand-held.In Polyarylamide, reinforced with glassfibre.Trigger operated with BALLOFIX® included for regulation of water.Min. inlet pressure, dynamic: 1.5 bar / 22 psi flow. Including installation.	Nos	1			
3	Second Floor								
3.01	Sample Room / 2	Antivibration Table		<p>Features: 5Hz natural frequency built-in air isolators.</p> <p>Active self leveling and passive pump up versions.</p> <p>Highly rigid laminated construction with damping core.</p> <p>Low cost, easy to install and free from maintenance.</p> <p>Ideal for laboratories and clean rooms, will meet Class 10</p>	Nos	1			

Supply and Installation of the laboratory furniture for proposed Quality Evaluation Laboratory cum Training Centre at Plot No EL-184, TTC Industrial area, Mahape, Navi Mumbai, Dist. Thane

Sr No	Location	Item		Item Description	Unit/Nos	Qty.	Rate.	Amount	Remarks.
		Head	Sub Head						
3.02		LT-1	Sink Unit	<p>Size: 11000(L) X 750 (D) x 800 (H) in L Shape matching with Layout dimentions.</p> <p>a.) Table top formed out of 20mm thk prepolished granite stone. All Granite joints will be filled in with Silicon sealent.The exposed edges of top to be rounded and mirror polished of approved profile.</p> <p>b.)Entire structure should be MS (TATA-Steelium) / Essar. box frame of 35 x 35 mm is used for main frame structure as detailed out in drawing. CO2 welded & finished with highly chemical resistant epoxy powder coating.</p> <p>c)The storage Cabinets are made of CRCA 20/18 Gauge (TATA-Steelium) / Essar. Standared Cabinet size of 750 (D) , 680 H (Excluding Wheels) 1000 L Steel in panel construction. Cabinets will have sandwitched doors & drawers filled with profile. The hinges will be Godrej / MAPLA make or equivalent unless specified. Drawer Glides: The drawer should have Telescopic Glides for smooth movment. Handles: Furniture should have rust proof Non-metallic PP handles . Cabinets shall be detachable mounted on lockable wheels and all interior arrangements of shelves and drawers as specified in drawings. Provision of Storage cabinets (3+3 Nos) , suitable to position indicated.</p> <p>d.)Stainless steel sinks with drain boards:Sinks of SS 304 (18% chrome and 8% nickel) make which have large and extra deep bowls for bulky utensils to be used in required areas. They have non – rusting, easy to maintain, hygienic and satin/matte finish and can be fitted with the worktops made of graite. They also have sloping drain board for easy drainage and special coupling to stop hot or soapy water. Sink location as detailed out in drawings. (2 Sinks to be provided.)</p>	RM	11.00			As per Drawing.
3.03		LT-6		<p>Size- 2.5X1.2X0.8 Mtr.</p> <p>a.) Table top formed out of 20mm thk prepolished granite stone. All Granite joints will be filled in with Silicon sealent. The exposed edges of top to be rounded and mirror polished of approved profile.</p> <p>b.)Entire structure should be MS (TATA-Steelium) / Essar box frame of 35 x 35 mm is used for main frame structure as detailed out in drawing. CO2 welded & finished with highly chemical resistant epoxy powder coating.</p> <p>c)The storage Cabinets are made of CRCA 20 Gauge (TATA-Steelium) / Essar. Steel in panel construction. Cabinets will have sandwitched doors & drawers filled with profile. The hinges will be Godrej / MAPLA make or equivalent unless specified. Drawer Glides: The drawer should have Telescopic Glides for smooth movment. Handles: Furniture should have rust proof Non-metallic PP handles . Cabinets shall be detachable mounted on lockable wheels and all interior arrangements of shelves and drawers as specified in drawings.</p>	Nos	2			As per Drawings.
3.04	Media Preparation /3	Anti Vibration table		<p>Features: 5Hz natural frequency built-in air isolators. Active self leveling and passive pump up versions. Highly rigid laminated construction with damping core. Low cost, easy to install and free from maintenance. Ideal for laboratories and clean rooms, will meet Class 10</p>	Nos	1			

Supply and Installation of the laboratory furniture for proposed Quality Evaluation Laboratory cum Training Centre at Plot No EL-184, TTC Industrial area, Mahape, Navi Mumbai, Dist. Thane

Sr No	Location	Item		Item Description	Unit/Nos	Qty.	Rate.	Amount	Remarks.
		Head	Sub Head						
3.05		LT-1	Sink Unit	<p>Size: 5500(L) X 750 (D) x 800 (H) in L Shape matching with Layout dimentions.</p> <p>a.) Table top formed out of 20mm thk prepolished granite stone. All Granite joints will be filled in with Silicon sealent.The exposed edges of top to be rounded and mirror polished of approved profile.</p> <p>b.)Entire structure should be MS box frame of 35 x 35 mm is used for main frame structure as detailed out in drawing. CO2 welded & finished with highly chemical resistant epoxy powder coating.</p> <p>c)The storage Cabinets are made of CRCA 20/18 Gauge (TATA-Steelium) / Essar. Standared Cabinet size of 750 (D) , 680 H (Excluding Wheels) 1000 L Steel in panel construction. Cabinets will have sandwiched doors & drawers filled with profile. The hinges will be Godrej / MAPLA make or equivilent unless specified. Drawer Glides: The drawer should have Telescopic Glides for smooth movment. Handles: Furniture should have rust proof Non-metallic PP handles . Cabinets shall be detachable mounted on lockable wheels and all interior arrangements of shelves and drawers as specified in drawings. Provision of Storage cabinets (3 Nos) , suitable to position indicated.</p> <p>d.)Stainless steel sinks with drain boards:Sinks of SS 304 (18% chrome and 8% nickel) make which have large and extra deep bowls for bulky utensils to be used in required areas. They have non – rusting, easy to maintain, hygienic and satin/matte finish and can be fitted with the worktops made of graite. They also have sloping drain board for easy drainage and special coupling to stop hot or soapy water. Sink location as detailed out in drawings. (1 Sinks to be provided.)</p>	RM	5.5			As per Drawing.
3.06	Sterilization / 5	LT-1	Sink Unit	<p>Size: 5500(L) X 750 (D) x 800 (H) in L Shape matching with Layout dimentions.</p> <p>a.) Table top formed out of 20mm thk prepolished granite stone. All Granite joints will be filled in with Silicon sealent.The exposed edges of top to be rounded and mirror polished of approved profile.</p> <p>b.)Entire structure should be MS box frame of 35 x 35 mm is used for main frame structure as detailed out in drawing. CO2 welded & finished with highly chemical resistant epoxy powder coating.</p> <p>c)The storage Cabinets are made of CRCA 20/18 Gauge (TATA-Steelium) / Essar. Standared Cabinet size of 750 (D) , 680 H (Excluding Wheels) 1000 L Steel in panel construction. Cabinets will have sandwiched doors & drawers filled with profile. The hinges will be Godrej / MAPLA make or equivilent unless specified. Drawer Glides: The drawer should have Telescopic Glides for smooth movment. Handles: Furniture should have rust proof Non-metallic PP handles . Cabinets shall be detachable mounted on lockable wheels and all interior arrangements of shelves and drawers as specified in drawings. Provision of Storage cabinets (3 Nos) , suitable to position indicated.</p> <p>d.)Stainless steel sinks with drain boards:Sinks of SS 304 (18% chrome and 8% nickel) make which have large and extra deep bowls for bulky utensils to be used in required areas. They have non – rusting, easy to maintain, hygienic and satin/matte finish and can be fitted with the worktops made of graite. They also have sloping drain board for easy drainage and special coupling to stop hot or soapy water. Sink location as detailed out in drawings. (2 Sinks to be provided.)</p>	RM	5.5			As per Drawing.

Supply and Installation of the laboratory furniture for proposed Quality Evaluation Laboratory cum Training Centre at Plot No EL-184, TTC Industrial area, Mahape, Navi Mumbai, Dist. Thane

Sr No	Location	Item		Item Description	Unit/Nos	Qty.	Rate.	Amount	Remarks.
		Head	Sub Head						
3.07	Bacterial Culture / 6	LT-1	Sink Unit	<p>Size: 3900(L) X 750 (D) x 800 (H) in L Shape matching with Layout dimentions.</p> <p>a.) Table top formed out of 20mm thk prepolished granite stone. All Granite joints will be filled in with Silicon sealent.The exposed edges of top to be rounded and mirror polished of approved profile.</p> <p>b.)Entire structure should be MS(TATA-Steelium) / Essar. box frame of 35 x 35 mm is used for main frame structure as detailed out in drawing. CO2 welded & finished with highly chemical resistant epoxy powder coating.</p> <p>c)The storage Cabinets are made of CRCA 20/18 Gauge (TATA-Steelium) / Essar. Standared Cabinet size of 750 (D) , 680 H (Excluding Wheels) 1000 L Steel in panel construction. Cabinets will have sandwitched doors & drawers filled with profile. The hinges will be Godrej / MAPLA make or equvilent unless specified. Drawer Glides: The drawer should have Telescopic Glides for smooth movment. Handles: Furniture should have rust proof Non-metallic PP handles . Cabinets shall be detachable mounted on lockable wheels and all interior arrangements of shelves and drawers as specified in drawings. Provision of Storage cabinets (2 Nos) , suitable to position indicated.</p> <p>d.)Stainless steel sinks with drain boards:Sinks of SS 304 (18% chrome and 8% nickel) make which have large and extra deep bowls for bulky utensils to be used in required areas. They have non – rusting, easy to maintain, hygienic and satin/matte finish and can be fitted with the worktops made of graite. They also have sloping drain board for easy drainage and special coupling to stop hot or soapy water. Sink location as detailed out in drawings. (1 Sinks to be provided.)</p>	RM	3.90			As per Drawing.
3.08	Biosafety / 7	LT -5		<p>Size- 2000 (W) X 1000 (D) x 800 (H) mm.</p> <p>a.) Table top formed out of 20mm thk prepolished granite stone. The exposed edges of top to be rounded and mirror polished of approved profile.</p> <p>b.)Entire structure should be MS(TATA-Steelium) / Essar. box frame of 35 x 35 mm is used for main frame structure as detailed out in drawing. CO2 welded & finished with highly chemical resistant epoxy powder coating.</p> <p>c)The storage Cabinets are made of CRCA 20 Gauge (TATA-Steelium) / Essar. Steel in panel construction. Cabinets will have sandwitched doors & drawers filled with profile. The hinges will be Godrej / MAPLA make or equvilent unless specified. Drawer Glides: The drawer should have Telescopic Glides for smooth movment. Handles: Furniture should have rust proof Non-metallic PP handles . Cabinets shall be detachable mounted on lockable wheels and all interior arrangements of shelves and drawers as specified in drawings.</p>	Nos	4			As per Drawing



Supply and Installation of the laboratory furniture for proposed Quality Evaluation Laboratory cum Training Centre at Plot No EL-184, TTC Industrial area, Mahape, Navi Mumbai, Dist. Thane


Sr No	Location	Item		Item Description	Unit/Nos	Qty.	Rate.	Amount	Remarks.
		Head	Sub Head						
3.09	Incubators room / 8	LT-1	Sink Unit	<p>Size-Size: (2.650 + 5.500) W X 0.750 (D) x 0.800 (H) in L Shape matching with Layout dimentions.</p> <p>a.) Table top formed out of 20mm thk prepolished granite stone. All Granite joints will be filled in with Silicon sealent.The exposed edges of top to be rounded and mirror polished of approved profile.</p> <p>b.)Entire structure should be MS (TATA-Steelium) / Essar. box frame of 35 x 35 mm is used for main frame structure as detailed out in drawing. CO2 welded & finished with highly chemical resistant epoxy powder coating.</p> <p>c)The storage Cabinets are made of CRCA 20/18 Gauge (TATA-Steelium) / Essar. Standared Cabinet size of 750 (D) , 680 H (Excluding Wheels) 1000 L Steel in panel construction. Cabinets will have sandwitched doors & drawers filled with profile. The hinges will be Godrej / MAPLA make or equivlent unless specified. Drawer Glides: The drawer should have Telescopic Glides for smooth movment. Handles: Furniture should have rust proof Non-metallic PP handles . Cabinets shall be detachable mounted on lockable wheels and all interior arrangements of shelves and drawers as specified in drawings. Provision of Storage cabinets (1 + 3 Nos) , suitable to position indicated.</p> <p>d.)Stainless steel sinks with drain boards:Sinks of SS 304 (18% chrome and 8% nickel) make which have large and extra deep bowls for bulky utensils to be used in required areas. They have non – rusting, easy to maintain, hygienic and satin/matte finish and can be fitted with the worktops made of graite. They also have sloping drain board for easy drainage and special coupling to stop hot or soapy water. Sink location as detailed out in drawings. (1 + 1 Sinks Provision.)</p>	RM	2.65 + 5.5 RM Each			As per Drawing
3.10	Incubators room / 9	LT-2	Sink Unit	<p>Size-Size: (2.650 + 5.500) W X 0.750 (D) x 0.800 (H) in L Shape matching with Layout dimentions.</p> <p>a.) Table top formed out of 20mm thk prepolished granite stone. All Granite joints will be filled in with Silicon sealent.The exposed edges of top to be rounded and mirror polished of approved profile.</p> <p>b.)Entire structure should be MS (TATA-Steelium) / Essar. box frame of 35 x 35 mm is used for main frame structure as detailed out in drawing. CO2 welded & finished with highly chemical resistant epoxy powder coating.</p> <p>c)The storage Cabinets are made of CRCA 20/18 Gauge (TATA-Steelium) / Essar. Standared Cabinet size of 750 (D) , 680 H (Excluding Wheels) 1000 L Steel in panel construction. Cabinets will have sandwitched doors & drawers filled with profile. The hinges will be Godrej / MAPLA make or equivlent unless specified. Drawer Glides: The drawer should have Telescopic Glides for smooth movment. Handles: Furniture should have rust proof Non-metallic PP handles . Cabinets shall be detachable mounted on lockable wheels and all interior arrangements of shelves and drawers as specified in drawings. Provision of Storage cabinets (1 + 3 Nos) , suitable to position indicated.</p> <p>d.)Stainless steel sinks with drain boards:Sinks of SS 304 (18% chrome and 8% nickel) make which have large and extra deep bowls for bulky utensils to be used in required areas. They have non – rusting, easy to maintain, hygienic and satin/matte finish and can be fitted with the worktops made of graite. They also have sloping drain board for easy drainage and special coupling to stop hot or soapy water. Sink location as detailed out in drawings. (1 + 1 Sinks Provision.)</p>	RM	2.65 + 5.5 RM Each			As per Drawing

Supply and Installation of the laboratory furniture for proposed Quality Evaluation Laboratory cum Training Centre at Plot No EL-184, TTC Industrial area, Mahape, Navi Mumbai, Dist. Thane





Sr No	Location	Item		Item Description	Unit/Nos	Qty.	Rate.	Amount	Remarks.
		Head	Sub Head						
3.11	Washing Room / 10	Sink Unit		Single bowl SS sink having self holding frame/stand of height 0.80 mtr of approved material including installation as per location shown in the drawing.. The sink unit shall be with drain board, Swivel tap, bottle trap etc complete of indian range of reputed company (Jayna, Jaguar, Nirali). Stainless steel sinks with drain boards:Sinks of SS 304 (18% chrome and 8% nickel) make which have large and extra deep bowls for bulky utensils to be used in required areas. They have non – rusting, easy to maintain, hygienic and satin/matte finish and can be fitted with the worktops made of graite. They also have sloping drain board for easy drainage and special coupling to stop hot or soapy water. Sink Unit to be covered and closed at bottom side with front side door openable for maintenance	Nos	2			
3.12	Instrumentation / 11	LT -5		<p>Size- 2.0X1.0x0.8 mtr.</p> <p>a.) Table top formed out of 20mm thk prepolished granite stone. All Granite joints will be filled in with Silicon sealent. The exposed edges of top to be rounded and mirror polished of approved profile.</p> <p>b.)Entire structure should be MS(TATA-Steelium) / Essar box frame of 35 x 35 mm is used for main frame structure as detailed out in drawing. CO2 welded & finished with highly chemical resistant epoxy powder coating.</p> <p>c)The storage Cabinets are made of CRCA 20 Gauge (TATA-Steelium) / Essar. Steel in panel construction. Cabinets will have sandwitched doors & drawers filled with profile. The hinges will be Godrej / MAPLA make or equvilent unless specified. Drawer Glides: The drawer should have Telescopic Glides for smooth movment. Handles: Furniture should have rust proof Non-metaliiic PP handles . Cabinets shall be detachable mounted on lockable wheels and all interior arrangements of shelves and drawers as specified in drawings.</p>	Nos	6			As per Drawing
3.13	Wash room / 13	Shower & Eye Wash		Emergency Shower and Eye wash with two angled heads, hand-held.In Polyarylamide, reinforced with glassfi bres. Trigger operated with BALLOFIX® included for regulation of water.Min. inlet pressure, dynamic: 1.5 bar / 22 psi flow. Including installation.	Nos	1			

Supply and Installation of the laboratory furniture for proposed Quality Evaluation Laboratory cum Training Centre at Plot No EL-184, TTC Industrial area, Mahape, Navi Mumbai, Dist. Thane




Sr No	Location	Item		Item Description	Unit/Nos.	Qty.	Rate.	Amount	Remarks.
		Head	Sub Head						
1	Basement.								
1.02		Slotted Angle Racks		Slotted angle (of size 50X50x6 mm) adjustable steel rack - Size 4'x 6'x 1.5', with MS sheet (18 gauge) with adjustable shelves of required length and width of ht. (+/-) 15" size each. The steel rack will be painted with 2 coats of approved shade Oil Paint (spray painting) after one coat of anticorrosive primer paint.	No	1			
2	Ground Floor.								
2.01	Reception / SRD	Computer Table		Computer table Size –W-1200 mm, D-600 mm, H-750mm to be made up of one drawer and one keyboard with self arrangement for printer and storage unit made up of CRCA TATA Steelium / Essar Steel medium weight (Box Material- vertical (35 mm X 35mm) and Horizontal (20 mm X 20 mm) or equivalent circular section) with epoxy powder coating ,100 microons by phosphating and 7 tank proess. Storage Cabinet with door Provision is made of 18 SWG MS sheet. The top of MDF of 20mm thk plywood with both side lamination. CPU trolley to be furnished with computer Table.	Nos	7			
2.02			Gap	Table Top with required structure as above(without storage cabinet) to fit the Gap. As per drawing layout.	Nos	1			
2.03		Office Table		Godrej Model T 101 Or Equivalent: Office table approx. Size –W-1200 mm, D-600 mm, H-750. to be made up of CRCA TATA Steelium / Essar Steel medium weight (Box Material- vertical (35 mm X 35mm) and Horizontal (20 mm X 20 mm) or equivalent circular section) with epoxy powder coating ,100 microons by phosphating and 7 tank proess. Storage Cabinet with provision for3 drawers of 6" high each on right side included. The Table/ storage Frame is made of 18 SWG. Table Top: The top could be of MDF of 20mm thk. with both side laminated.	Nos	1			
2.04		Computer Chair / lab Chair		Godrej Kubix Model of Mid back Or Equivalent. Revolving type with Hydraulic setting for height adjustment - (Approx. Width 65 cm, Depth 65 cm, Height 100 - 109 cm) Seat Height (S H) 45-52 cm ,Moulded seat with Back, with five legs on wheel support with locking arrangement.	Nos	6			
2.05		Stationery Chair		Godrej Halo Series of visitor type Or Equivalent. CUSHIONED CHAIRS WITH ARMREST. CRCA steel structure with epoxy powder coating ,100 microns by phosphating and 7 tank process.	Nos	4			
2.06		Cup boards-	Full Ht	Size –W-900 mm, D-450 mm, H-1800 Cup Boards made of CRCA 18 Gauge (TATA-Steelium) / Essar Steel in panel construction with epoxy powder coating ,100 microns by phosphating and 7 tank proess.. Cup Board will have sandwich doors filled with profile and having 8 mm plain glass (Saint Gobain make). Hinges of Godrej / MAPLA make. Shall be of rust proof Non-metalic/SS handles with locking arrangement and have adjustable shelves of same material as mentioned above of ht. 350mm.	Nos	1			

Supply and Installation of the laboratory furniture for proposed Quality Evaluation Laboratory cum Training Centre at Plot No EL-184, TTC Industrial area, Mahape, Navi Mumbai, Dist. Thane									
Sr No	Location	Item		Item Description	Unit/Nos.	Qty.	Rate.	Amount	Remarks.
		Head	Sub Head						
3.14		Cup Boards-	Full Ht	<p>Size –W-900 mm, D-450 mm, H-1800 Cup Boards made of CRCA 18 Gauge (TATA-Steelium) / Essar Steel in panel construction with epoxy powder coating ,100 microns by phosphating and 7 tank proess.. Cup Board will have sandwich doors filled with profile and having 8 mm plain glass (Saint Gobain make). Hinges of Godrej / MAPLA make. Shall be of rust proof Non-metalic/SS handles with locking arrangement and have adjustable shelves of same material as mentioned above of ht. 350mm.</p>	Nos	1			
3.15			Stools	<p>Size – 15" H 18.25 a stainless steel diameter 12" over a using cassing ring (Ht. Adjustable). The casting ring is supported by 100 x 100 , 4mm square pipe. The Pitch of the 12.5 m which is the 4 rings made up stainless stell pipe with diameter and manufactured by thickness 1.2 mm. The Nylone bush will be for the legs. Backrest of approved shape and material of ht. min. 200mm to be provided.</p>	Nos	4			
3.18	lab Staff room	Computer Table		<p>Computer table Size –W-1200 mm, D-600 mm, H-750mm to be made up of one drawer and one keyboard with self arrangement for printer and storage unit made up of CRCA TATA Steelium / Essar Steel medium weight (Box Material- vertical (35 mm X 35mm) and Horizontal (20 mm X 20 mm) or equivalent circular section) with epoxy powder coating ,100 microons by phosphating and 7 tank proess. Storage Cabinet with door Provision is made of 18 SWG MS sheet. The top of MDF of 20mm thk plywood with both side lamination. CPU trolley to be furnished with computer Table.</p>	Nos	5			
3.19		Office Table		<p>Godrej Model T 101 Or Equivalent: Office table approx. Size –W-1200 mm, D-600 mm, H-750. to be made up of CRCA TATA Steelium / Essar Steel medium weight (Box Material- vertical (35 mm X 35mm) and Horizontal (20 mm X 20 mm) or equivalent circular section) with epoxy powder coating ,100 microons by phosphating and 7 tank proess. Storage Cabinet with provision for3 drawers of 6" high each on right side included. The Table/ storage Frame is made of 18 SWG. Table Top: The top could be of MDF of 20mm thk. with both side laminated.</p>	Nos	5			
3.2		Cup boards-	Full Ht	<p>Size –W-900 mm, D-450 mm, H-1800 Cup Boards made of CRCA 18 Gauge (TATA-Steelium) / Essar Steel in panel construction with epoxy powder coating ,100 microns by phosphating and 7 tank proess.. Cup Board will have sandwich doors filled with profile and having 8 mm plain glass (Saint Gobain make). Hinges of Godrej / MAPLA make. Shall be of rust proof Non-metalic/SS handles with locking arrangement and have adjustable shelves of same material as mentioned above of ht. 350mm.</p>	Nos	2			
3.21		Almirah		<p>Storewel Godrej make Or Equivalent with locker full Width (w) 915 mm, Depth (D) 485 mm, Height (H) 1980 mm. structure with epoxy powder coating ,100 microns by phosphating and 7 tank process .</p>	Nos	2			





Supply and Installation of the laboratory furniture for proposed Quality Evaluation Laboratory cum Training Centre at Plot No EL-184, TTC Industrial area, Mahape, Navi Mumbai, Dist. Thane




Sr No	Location	Item		Item Description	Unit/Nos.	Qty.	Rate.	Amount	Remarks.
		Head	Sub Head						
3.22		Semi Executive Chair		Godrej Kubix Model of High back Series Or Equivalent. Revolving type with Hydraulic setting for ht adjustment - (approx. Width 72.5 cm, Depth 72.5 cm, Height 100 - 109 cm) Seat Height (S H) 46-52 cm, Moulded seat with Back, with five legs on wheel support.	Nos	5			
3.23		Stationery Chair		Godrej Halo Series of visitor type Or Equivalent. CUSHIONED CHAIRS WITH ARMREST. CRCA steel structure with epoxy powder coating ,100 microns by phosphating and 7 tank process.	Nos	5			
3.24	Lab Incharge Room	Executive Table		Executive Table Size –W-1500 mm, D-600 mm, H-750, made of CRCA TATA Steelium / Essar Steel medium weight (Box Material- vertical (35 mm X 35mm) and Horizontal (20 mm X 20 mm) or equivalent circular section) with epoxy powder coating ,100 microns by phosphating and 7 tank process having one side 3 drawer other 2 drawer with storage cabinet below, Storage Cabinet with door of 18 SWG. Table top of laminated MDF or Teakwood. Polished rounded edge Glass of 10 mm thk saint-gobain make table top.	Nos	1			
3.25		Executive Chair		Godrej Monarch Series of High Back Or Equivalent. Revolving type with Hydraulic setting - aaporx. Width 72.5 cm, Depth 72.5 cm, Height 100 - 109 cm Seat Height (S H) 46-52 cm, Moulded seat with Back, with five legs on wheel support.	Nos	1			
3.26		Cup boards-	L Shape	Size –W-(2300 +900) mm, D-450 mm, H-600 The Cup Boards with partitions made of CRCA 18 Gauge (TATA-Steelium) / Essar. Steel in panel construction for cabinet body and doors with Epoxy powder coating 100 microns by phosphating and 7 tank proess chemical tratment. Sliding / doors with hinges / handles / locking arrangement.	Nos	1			
3.27		Stationery Chair		Godrej Halo Series of visitor type Or Equivalent. CUSHIONED CHAIRS WITH ARMREST. CRCA steel structure with epoxy powder coating ,100 microns by phosphating and 7 tank process.	Nos	3			
3.28	UV-VIS / 6	Computer Table		Computer table Size –W-1200 mm, D-600 mm, H-750mm to be made up of one drawer and one keyboard with self arrangement for printer and storage unit made up of CRCA TATA Steelium / Essar Steel medium weight (Box Material- vertical (35 mm X 35mm) and Horizontal (20 mm X 20 mm) or equivalent circular section) with epoxy powder coating ,100 microons by phosphating and 7 tank proess. Storage Cabinet with door Provision is made of 18 SWG MS sheet. The top of MDF of 20mm thk plywood with both side lamination. CPU trolley to be furnished with computer Table.	Nos	1			
3.29		Office Table		Godrej Model T 101 Or Equivalent: Office table approx. Size –W-1200 mm, D-600 mm, H-750. to be made up of CRCA TATA Steelium / Essar Steel medium weight (Box Material- vertical (35 mm X 35mm) and Horizontal (20 mm X 20 mm) or equivalent circular section) with epoxy powder coating ,100 microons by phosphating and 7 tank proess. Storage Cabinet with provision for3 drawers of 6" high each on right side included. The Table/ storage Frame is made of 18 SWG. Table Top: The top could be of MDF of 20mm thk. with both side laminated.	Nos	1			

Supply and Installation of the laboratory furniture for proposed Quality Evaluation Laboratory cum Training Centre at Plot No EL-184, TTC Industrial area, Mahape, Navi Mumbai, Dist. Thane




Sr No	Location	Item		Item Description	Unit/Nos.	Qty.	Rate.	Amount	Remarks.
		Head	Sub Head						
3.3		Computer Chair / lab Chair		Godrej Kubix Model of Mid back Or Equivalent. Revolving type with Hydraulic setting for height adjustment - (Approx. Width 65 cm, Depth 65 cm, Height 100 - 109 cm) Seat Height (S H) 45-52 cm ,Moulded seat with Back, with five legs on wheel support with locking arrangement.	Nos	3			 Kubix Mid Back
3.31		Cup boards-	Full Ht	Size –W-900 mm, D-450 mm, H-1800 Cup Boards made of CRCA 18 Gauge (TATA-Steelium) / Essar Steel in panel construction with epoxy powder coating ,100 microns by phosphating and 7 tank proess.. Cup Board will have sandwich doors filled with profile and having 8 mm plain glass (Saint Gobain make). Hinges of Godrej / MAPLA make. Shall be of rust proof Non-metalic/SS handles with locking arrangement and have adjustable shelves of same material as mentioned above of ht. 350mm.	Nos	1			
3.32		Semi Executive Chair		Godrej Kubix Model of High back Series Or Equivalent. Revolving type with Hydraulic setting for ht adjustment - (approx. Width 72.5 cm, Depth 72.5 cm, Height 100 - 109 cm) Seat Height (S H) 46-52 cm, Moulded seat with Back, with five legs on wheel support.	Nos	1			 Kubix High Back
3.34			Stools	Size – 15" H 18.25 a stainless steel diameter 12" over a using cassing ring (Ht. Adjustable). The casting ring is supported by 100 x 100 , 4mm square pipe. The Pitch of the 12.5 m which is the 4 rings made up stainless stell pipe with diameter and manufactured by thickness 1.2 mm. The Nylone bush will be for the legs. Backrest of approved shape and material of ht. min. 200mm to be provided.	Nos	4			
3.36	AAS- ICP MS room / 7	Comuter table		Computer table Size –W-1200 mm, D-600 mm, H-750mm to be made up of one drawer and one keyboard with self arrangement for printer and storage unit made up of CRCA TATA Steelium / Essar Steel medium weight (Box Material- vertical (35 mm X 35mm) and Horizontal (20 mm X 20 mm) or equivalent circular section) with epoxy powder coating ,100 microons by phosphating and 7 tank proess. Storage Cabinet with door Provision is made of 18 SWG MS sheet. The top of MDF of 20mm thk plywood with both side lamination. CPU trolley to be furnished with computer Table.	Nos	1			
3.37		Computer Chair / lab Chair		Godrej Kubix Model of Mid back Or Equivalent. Revolving type with Hydraulic setting for height adjustment - (Approx. Width 65 cm, Depth 65 cm, Height 100 - 109 cm) Seat Height (S H) 45-52 cm ,Moulded seat with Back, with five legs on wheel support with locking arrangement.	Nos	3			 Kubix Mid Back
3.4	Server Room / 8	Computer Table		Computer table Size –W-1200 mm, D-600 mm, H-750mm to be made up of one drawer and one keyboard with self arrangement for printer and storage unit made up of CRCA TATA Steelium / Essar Steel medium weight (Box Material- vertical (35 mm X 35mm) and Horizontal (20 mm X 20 mm) or equivalent circular section) with epoxy powder coating ,100 microons by phosphating and 7 tank process. Storage Cabinet with door Provision is made of 18 SWG MS sheet. The top of MDF of 20mm thk plywood with both side lamination. CPU trolley to be furnished with computer Table.	Nos	2			

Supply and Installation of the laboratory furniture for proposed Quality Evaluation Laboratory cum Training Centre at Plot No EL-184, TTC Industrial area, Mahape, Navi Mumbai, Dist. Thane




Sr No	Location	Item		Item Description	Unit/Nos.	Qty.	Rate.	Amount	Remarks.
		Head	Sub Head						
3.41		Computer Chair / lab Chair		Godrej Kubix Model of Mid back Or Equivalent. Revolving type with Hydraulic setting for height adjustment - (Approx. Width 65 cm, Depth 65 cm, Height 100 - 109 cm) Seat Height (S H) 45-52 cm ,Moulded seat with Back, with five legs on wheel support with locking arrangement.	Nos	2			 Kubix Mid Back
3.42	LCMS ROOM / 9	Computer Table		Computer table Size –W-1200 mm, D-600 mm, H-750mm to be made up of one drawer and one keyboard with self arrangement for printer and storage unit made up of CRCA TATA Steelium / Essar Steel medium weight (Box Material- vertical (35 mm X 35mm) and Horizontal (20 mm X 20 mm) or equivalent circular section) with epoxy powder coating ,100 microons by phosphating and 7 tank process. Storage Cabinet with door Provision is made of 18 SWG MS sheet. The top of MDF of 20mm thk plywood with both side lamination. CPU trolley to be furnished with computer Table.	Nos	2			
3.43		Office Table		Godrej Model T 101 Or Equivalent: Office table approx. Size –W-1200 mm, D-600 mm, H-750. to be made up of CRCA TATA Steelium / Essar Steel medium weight (Box Material- vertical (35 mm X 35mm) and Horizontal (20 mm X 20 mm) or equivalent circular section) with epoxy powder coating ,100 microons by phosphating and 7 tank proess. Storage Cabinet with provision for3 drawers of 6" high each on right side included. The Table/ storage Frame is made of 18 SWG. Table Top: The top could be of MDF of 20mm thk. with both side laminated.	Nos	1			
3.44		Computer Chair / lab Chair		Godrej Kubix Model of Mid back Or Equivalent. Revolving type with Hydraulic setting for height adjustment - (Approx. Width 65 cm, Depth 65 cm, Height 100 - 109 cm) Seat Height (S H) 45-52 cm ,Moulded seat with Back, with five legs on wheel support with locking arrangement.	Nos	12			 Kubix Mid Back
3.45		Cup boards-	Full Ht.	Size –W-900 mm, D-450 mm, H-1800 Cup Boards made of CRCA 18 Gauge (TATA-Steelium) / Essar Steel in panel construction with epoxy powder coating ,100 microns by phosphating and 7 tank proess.. Cup Board will have sandwich doors filled with profile and having 8 mm plain glass (Saint Gobain make). Hinges of Godrej / MAPLA make. Shall be of rust proof Non-metalic/SS handles with locking arrangement and have adjustable shelves of same material as mentioned above of ht. 350mm.	Nos	4			
3.46		Semi Executive Chair		Godrej Kubix Model of High back Series Or Equivalent. Revolving type with Hydraulic setting for ht adjustment - (approx. Width 72.5 cm, Depth 72.5 cm, Height 100 - 109 cm) Seat Height (S H) 46-52 cm, Moulded seat with Back, with five legs on wheel support.	Nos	1			 Kubix High Back
3.5	GCMS / 11	SL Angle Racks		Slotted angle (of size 50X50x6 mm) adjustable steel rack - Size 4'x 6'x 1.5',with MS sheet (18 gauge) adjustable shelves of required length and width of ht. (+/-) 15" size each. The steel rack will be painted with 2 coats of approved shed oil paint (spray painting) after one coat of anticorrosive primar paint.	Nos	3			

Supply and Installation of the laboratory furniture for proposed Quality Evaluation Laboratory cum Training Centre at Plot No EL-184, TTC Industrial area, Mahape, Navi Mumbai, Dist. Thane									
Sr No	Location	Item		Item Description	Unit/Nos.	Qty.	Rate.	Amount	Remarks.
		Head	Sub Head						
3.51		Computer Table		Computer table Size –W-1200 mm, D-600 mm, H-750mm to be made up of one drawer and one keyboard with self arrangement for printer and storage unit made up of CRCA TATA Steelium / Essar Steel medium weight (Box Material- vertical (35 mm X 35mm) and Horizontal (20 mm X 20 mm) or equivalent circular section) with epoxy powder coating ,100 microons by phosphating and 7 tank process. Storage Cabinet with door Provision is made of 18 SWG MS sheet. The top of MDF of 20mm thk plywood with both side lamination. CPU trolley to be furnished with computer Table.	Nos	1			
3.52		Office Table		Godrej Model T 101 Or Equivalent: Office table approx. Size –W-1200 mm, D-600 mm, H-750. to be made up of CRCA TATA Steelium / Essar Steel medium weight (Box Material- vertical (35 mm X 35mm) and Horizontal (20 mm X 20 mm) or equivalent circular section) with epoxy powder coating ,100 microons by phosphating and 7 tank proess. Storage Cabinet with provision for3 drawers of 6" high each on right side included. The Table/ storage Frame is made of 18 SWG. Table Top: The top could be of MDF of 20mm thk. with both side laminated.	Nos	1			
3.53		Computer Chair / lab Chair		Godrej Kubix Model of Mid back Or Equivalent. Revolving type with Hydraulic setting for height adjustment - (Approx. Width 65 cm, Depth 65 cm, Height 100 - 109 cm) Seat Height (S H) 45-52 cm ,Moulded seat with Back, with five legs on wheel support with locking arrangement.	Nos	4			 Kubix Mid Back
3.54		Cup boards-	Full Ht	Size –W-900 mm, D-450 mm, H-1800 Cup Boards made of CRCA 18 Gauge (TATA-Steelium) / Essar Steel in panel construction with epoxy powder coating ,100 microns by phosphating and 7 tank proess.. Cup Board will have sandwich doors filled with profile and having 8 mm plain glass (Saint Gobain make). Hinges of Godrej / MAPLA make. Shall be of rust proof Non-metalic/SS handles with locking arrangement and have adjustable shelves of same material as mentioned above of ht. 350mm.	Nos	2			
3.55		Semi Executive Chair		Godrej Kubix Model of High back Series Or Equivalent. Revolving type with Hydraulic setting for ht adjustment - (approx. Width 72.5 cm, Depth 72.5 cm, Height 100 - 109 cm) Seat Height (S H) 46-52 cm, Moulded seat with Back, with five legs on wheel support.	Nos	1			 Kubix High Back
4	Second Floor								
4.01	Coat Change	Cup boards-	Full Ht	Size –W-900 mm, D-450 mm, H-1800 Cup Boards made of CRCA 18 Gauge (TATA-Steelium) / Essar Steel in panel construction with epoxy powder coating ,100 microns by phosphating and 7 tank proess.. Cup Board will have sandwich doors filled with profile and having 8 mm plain glass (Saint Gobain make). Hinges of Godrej / MAPLA make. Shall be of rust proof Non-metalic/SS handles with locking arrangement and have adjustable shelves of same material as mentioned above of ht. 350mm.	Nos	2			



Supply and Installation of the laboratory furniture for proposed Quality Evaluation Laboratory cum Training Centre at Plot No EL-184, TTC Industrial area, Mahape, Navi Mumbai, Dist. Thane									
Sr No	Location	Item		Item Description	Unit/Nos.	Qty.	Rate.	Amount	Remarks.
		Head	Sub Head						
4.02	Room /1	Cup boards	Full Ht Hanger	Size –W-900 mm, D-450 mm, H-1800 Cup Boards made of CRCA 18 Gauge (TATA-Steelium) / Essar Steel in panel construction with epoxy powder coating ,100 microns by phosphating and 7 tank proess.. Cup Board will have sandwich doors filled with profile and having 8 mm plain glass (Saint Gobain make). Hinges of Godrej / MAPLA make. Shall be of rust proof Non-metalic/SS handles with locking arrangement and have adjustable shelves of same material as mentioned above of ht. 350mm. Provision for Hanger to be made within.	Nos	2			
4.03	Sample Room / 2	Cup boards-	Full Ht	Size –W-900 mm, D-450 mm, H-1800 Cup Boards made of CRCA 18 Gauge (TATA-Steelium) / Essar Steel in panel construction with epoxy powder coating ,100 microns by phosphating and 7 tank proess.. Cup Board will have sandwich doors filled with profile and having 8 mm plain glass (Saint Gobain make). Hinges of Godrej / MAPLA make. Shall be of rust proof Non-metalic/SS handles with locking arrangement and have adjustable shelves of same material as mentioned above of ht. 350mm.	Nos	3			
4.04		Stools		Size – 15" H 18.25 a stainless steel diameter 12" over a using cassing ring (Ht. Adjustable). The casting ring is supported by 100 x 100 , 4mm square pipe. The Pitch of the 12.5 m which is the 4 rings made up stainless stell pipe with diameter and manufactured by thickness 1.2 mm. The Nylone bush will be for the legs. Backrest of approved shape and material of ht. min. 200mm to be provided.	Nos	8			
4.08	Media Preparation /3	Cup boards-	Full Ht	The Cup Boards are made of CRCA 18 Gauge (TATA-Steelium) / Essar. Steel in panel construction. Cup Board will have sandwitched doors filled with profile and having 6/8 mm plain glass (Saint Gobain make). Door Hinges: The hinges will be Godrej / MAPLA make or equivalent unless specified. Handles: Furniture should have rust proof Non-metalic PP handles and locking arrangement. Provision for Ht adjustable shelves to be made.	Nos	1			
4.09		Stools		Size – 15" H 18.25 a stainless steel diameter 12" over a using cassing ring (Ht. Adjustable). The casting ring is supported by 100 x 100 , 4mm square pipe. The Pitch of the 12.5 m which is the 4 rings made up stainless stell pipe with diameter and manufactured by thickness 1.2 mm. The Nylone bush will be for the legs. Backrest of approved shape and material of ht. min. 200mm to be provided.	Nos	2			
4.12	Media Preparation "B" /4	Cup boards-	Full Ht	The Cup Boards of Size –W-900 mm, D-450 mm, H-1800 are made of CRCA 18 Gauge (TATA-Steelium) / Essar. Steel in panel construction. Cup Board will have sandwitched doors filled with profile and having 8 mm plain glass (Saint Gobain make). Door Hinges: The hinges will be Godrej / MAPLA make or equivalent unless specified. Handles: Furniture should have rust proof Non-metalic PP handles and locking arrangement. Provision for interanl shelves Height adjustable to be made.	Nos	1			
4.13		Stools		Size – 15" H 18.25 a stainless steel diameter 12" over a using cassing ring (Ht. Adjustable). The casting ring is supported by 100 x 100 , 4mm square pipe. The Pitch of the 12.5 m which is the 4 rings made up stainless stell pipe with diameter and manufactured by thickness 1.2 mm. The Nylone bush will be for the legs. Backrest of approved shape and material of ht. min. 200mm to be provided.	Nos	2			

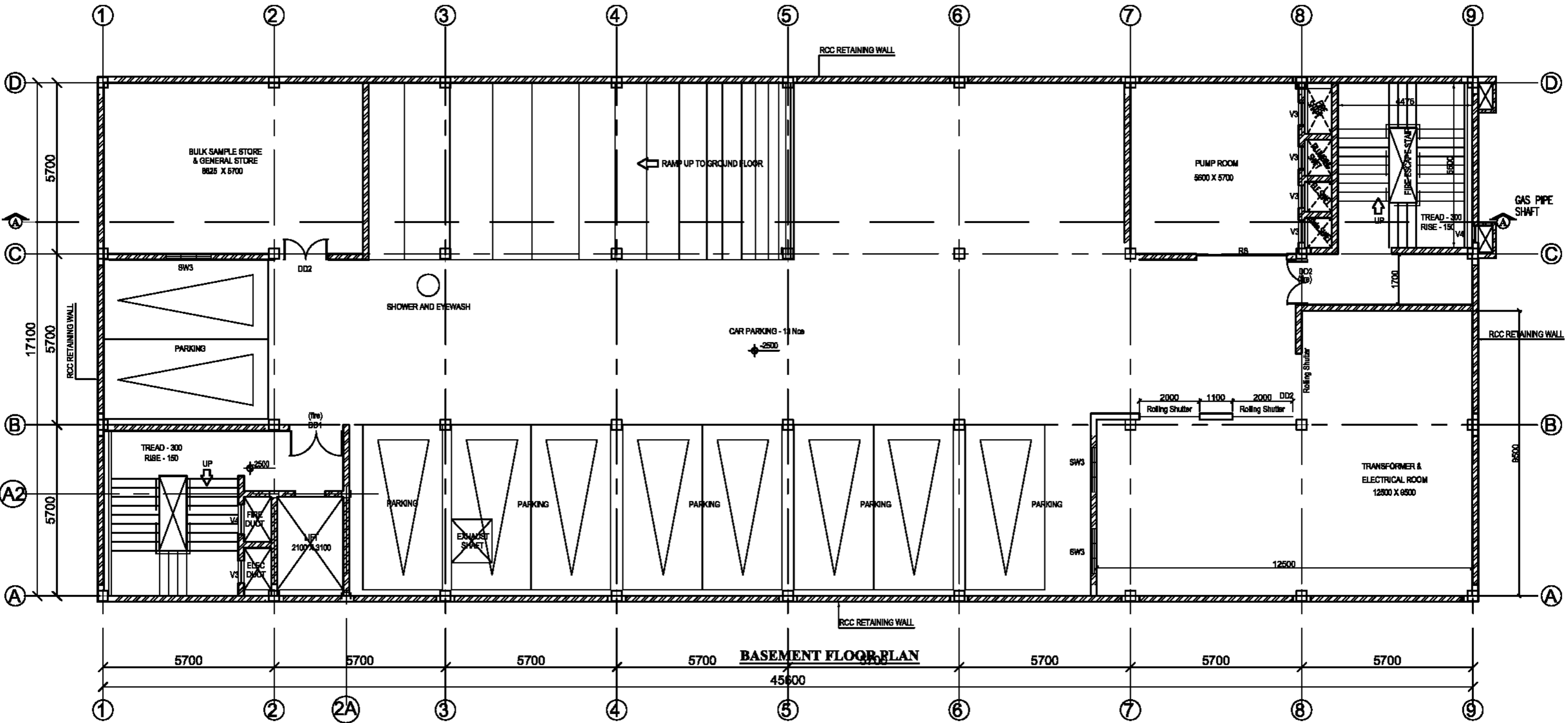
Supply and Installation of the laboratory furniture for proposed Quality Evaluation Laboratory cum Training Centre at Plot No EL-184, TTC Industrial area, Mahape, Navi Mumbai, Dist. Thane									
Sr No	Location	Item		Item Description	Unit/Nos.	Qty.	Rate.	Amount	Remarks.
		Head	Sub Head						
4.14		Sample Storage		Size –W (400) mm, D-450 mm, H-2200 (7 storage of 300 mm Ht Each) MS body (18 gauge) with epoxy powder coated, 100 microns by phosphating and 7 tank process. Size 400 mm x 450 mm x 2100mm. 1 Unit of 7 storage cabinets of 300 mm ht each with individual locking arrangement.	Nos	11+11 =22			
4.17	Biosafety / 7	Stools		Size – 15" H 18.25 a stainless steel diameter 12" over a using casing ring (Ht. Adjustable). The costing ring is supported by 100 x 100 4mm square pipe. The Pitch of the 12.5 m which is the 4 rings made up stainless steel pipe with diameter and manufactured by thickness 1.2 mm. The Nylone bush will be legs. Backrest of min. 200mm to be provided.	Nos	4			
4.22	Instrumentation / 11	Office Table		Godrej Model T 101 Or Equivalent: Office table approx. Size –W-1200 mm, D-600 mm, H-750. to be made up of CRCA TATA Steelium / Essar Steel medium weight (Box Material- vertical (35 mm X 35mm) and Horizontal (20 mm X 20 mm) or equivalent circular section) with epoxy powder coating ,100 microons by phosphating and 7 tank proess. Storage Cabinet with provision for3 drawers of 6" high each on right side included. The Table/ storage Frame is made of 18 SWG. Table Top: The top could be of MDF of 20mm thk. with both side laminated.	Nos	1			
4.23		Computer Chair / lab Chair		Godrej Kubix Model of Mid back Or Equivalent. Revolving type with Hydraulic setting for height adjustment - (Approx. Width 65 cm, Depth 65 cm, Height 100 - 109 cm) Seat Height (S H) 45-52 cm ,Moulded seat with Back, with five legs on wheel support with locking arrangement.	Nos	5			 Kubix Mid Back
4.24		Cup boards-	Full Ht	Size –W 900 mm, D-450 mm, H-1800 Cup Boards made of CRCA 18 Gauge (TATA-Steelium) / Essar Steel in panel construction with epoxy powder coating ,100 microns by phosphating and 7 tank proess.. Cup Board will have sandwich doors filled with profile and having 8 mm plain glass (Saint Gobain make). Hinges of Godrej / MAPLA make. Shall be of rust proof Non-metalic/SS handles with locking arrangement and have adjustable shelves of same material as mentioned above of ht. 350mm.	Nos	2			
4.25		Semi Executive Chair		Godrej Kubix Model of High back Series Or Equivalent. Revolving type with Hydraulic setting for ht adjustment - (approx. Width 72.5 cm, Depth 72.5 cm, Height 100 - 109 cm) Seat Height (S H) 46-52 cm, Moulded seat with Back, with five legs on wheel support.	Nos	1			 Kubix High Back
4.27	Work Sheet Preparation Room/ 12	Computer Table		Computer table Size –W-1200 mm, D-600 mm, H-750mm to be made up of one drawer and one keyboard with self arrangement for printer and storage unit made up of CRCA TATA Steelium / Essar Steel medium weight (Box Material- vertical (35 mm X 35mm) and Horizontal (20 mm X 20 mm) or equivalent circular section) with epoxy powder coating ,100 microons by phosphating and 7 tank process. Storage Cabinet with door Provision is made of 18 SWG MS sheet. The top of MDF of 20mm thk plywood with both side lamination. CPU trolley to be furnished with computer Table.	Nos	10			

Supply and Installation of the laboratory furniture for proposed Quality Evaluation Laboratory cum Training Centre at Plot No EL-184, TTC Industrial area, Mahape, Navi Mumbai, Dist. Thane

Sr No	Location	Item		Item Description	Unit/Nos.	Qty.	Rate.	Amount	Remarks.
		Head	Sub Head						
4.28		Computer Chair / lab Chair		Godrej Kubix Model of Mid back Or Equivalent. Revolving type with Hydraulic setting for height adjustment - (Approx. Width 65 cm, Depth 65 cm, Height 100 - 109 cm) Seat Height (S H) 45-52 cm ,Moulded seat with Back, with five legs on wheel support with locking arrangement.	Nos	10			 Kubix Mid Back
5	Third Floor								
5.01	Training Room	Training Chairs		Godrej Training Chair Series of Model No 7004 with Desklet Or Equivalent: Made of CRCA steel of approved make with cushion for seating and back and provision to access writing notes.	Nos	66			
5.02		Semi Executive Chair		Godrej Kubix Model of High back Series Or Equivalent. Revolving type with Hydraulic setting for ht adjustment - (approx. Width 72.5 cm, Depth 72.5 cm, Height 100 - 109 cm) Seat Height (S H) 46-52 cm, Moulded seat with Back, with five legs on wheel support.	Nos	4			 Kubix High Back
5.03		Platform with podium		Training Table to be mounted on Platform assepmby of size 4000 X 2500 to raise the ht up to 200mm for seating arrangement of Trainer/ Guest. Platform to be of wooden / processed wood or equivalent sufficient to cater the strength. Platform to include podium of size 400 mm X 400 mm x 1500 mm with self arrangement for mike and supporting accessories etc.	No	1			
5.04		Training Table		Training Table Size –W-3000 mm, D-600 mm, H-750, made of CRCA TATA Steelium / Essar Steel medium weight (Box Material- vertical (35 mm X 35mm) and Horizontal (20 mm X 20 mm) or equivalent circular section) with epoxy powder coating, 100 microns by phosphating and 7 tank proess. Table top to be made up of MDF or Teakwood with self arrangement for Microphone. Table Top to cover Glass of 10 mm thk Saint-Gobain make with polished round edge.	Nos	1			
5.05	Conference Room	Conference Table		Godrej Encarta Series Or equivalent : Conference Table of seating capacity 20 or More of all wood Modular Design, Closed Interaction Module of MDF Top with Membrane foil coated with layer of polyurethane for better scratch and wear resistanc. Optional wire management facility. Easy to install and detachable assembly for optimisation of space.	Nos	1			
5.06		Conference Chairs		Godrej Halo Series of Revolving Visitor Type (19 Nos) + Very High Back (1 No) Or Equivalent. Revolving type with Hydraulic setting for Ht adjustment - Approx. Width 70 cm, Depth 70 cm, Height 90 - 102 cm Seat Height (S H) 46-52 cm, cushioned chair with five legs of steel on twin wheel castors for ease of Movement.	Nos	19+1			
5.07	Dining Room	Dining Table		Godrej make of Cantina / Café Pod Series or Equivalent. Top provision of MDF / Rubber wood/ SS Steel with foldable option. Size 800 x 800 x 745 (H)	Nos	10			

Supply and Installation of the laboratory furniture for proposed Quality Evaluation Laboratory cum Training Centre at Plot No EL-184, TTC Industrial area, Mahape, Navi Mumbai, Dist. Thane

Sr No	Location	Item		Item Description	Unit/Nos.	Qty.	Rate.	Amount	Remarks.
		Head	Sub Head						
5.08		Dining Chairs		Godrej STAQ Series of Model No 4012 XW Or Equivalent: Made of CRCA steel of approved make with Seating arrangement in range of natural veneers of Rubber Wood, Teak wood / Mahogany.	Nos	40			
5.09	Staff Accomodation room	Single Bed		Godrej Opal Series Or Equivalent: Size 1800 (L) x 900 (W) x 450 (H). Bed Stead is made of a combination of MS steel Tubes and Pre-laminated Particle board. Bed accessories to include the Pillow, Bed Sheet, Mattress and Soft Bed, quantity 1 each of required size to cater single person.	Nos	8			
5.10		Cup Board for Dreser		The Cup Boards of Size –W-900 mm, D-450 mm, H-1800 are made of CRCA 18 Gauge (TATA-Steelium) / Essar. Steel in panel construction. Cup Board will have sandwiched doors filled with profile and having 8 mm plain glass (Saint Gobain make). Door Hinges: The hinges will be Godrej / MAPLA make or equivalent unless specified. Handles: Furniture should have rust proof Non-metalic PP handles and locking arrangement. Provision for Hanger to be made within..	Nos	8			
	Miscellaneous								
6.01		Ground/ floor.		Supply and fixing of standard quality/branded White Notice Board of Size 1200 mm X 600 mm.	Nos	1			
6.02		Ground/First/Second & Third floor.		Supply and fixing of standard quality/branded White Notice Board of Size 900 mm X 600 mm.	Nos	4			
6.03		Ground/First/Second & Third floor.		Supply and fixing of standard quality/branded paper pin up Board of Size 600mm X 600 mm.	Nos	8			
6.05		Training Room		Supply and fixing of standard quality/branded White Notice Board of Size 1500 mm X1200 mm.	Nos	1			



BASEMENT FLOOR PLAN

NOTES:

- All specifications given in the tender document shall be followed.
- Contractor shall submit fabrication shop drawings for approval before execution of works.
- Contractor shall submit as-built final drawings after completion of work.

PROJECT CONSULTANT

IL&FS CLUSTER DEVELOPMENT INITIATIVE LIMITED
 1ST FLOOR, NTBCL BUILDING, TOLL PLAZA, DND FLYWAY, NOIDA - 201301, INDIA

CLIENT
SPICES BOARD
 Ministry of Commerce and Industries, Govt of India

ASSOCIATE ARCHITECT & PLANNER

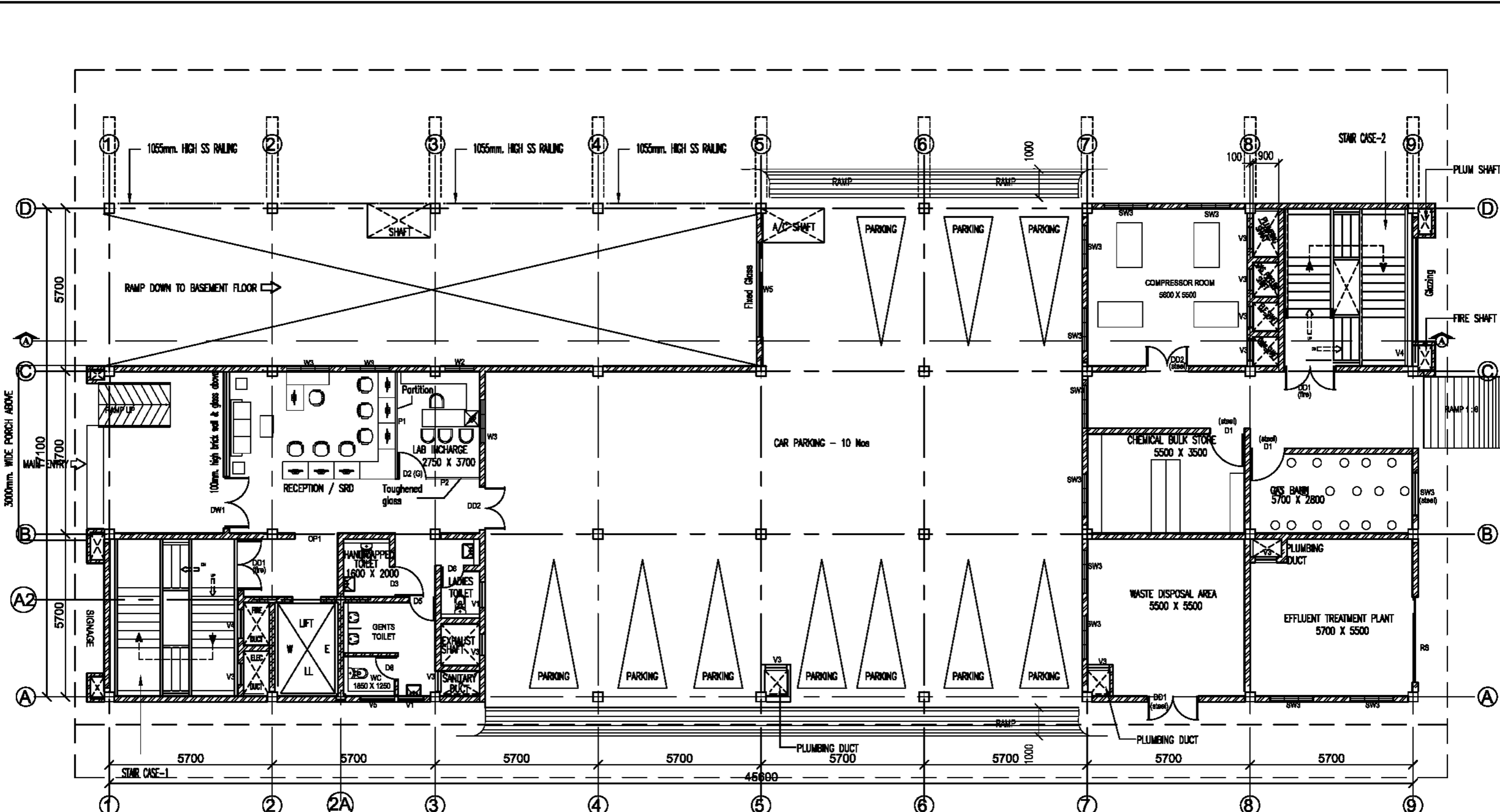
THE NOVARCH
 Architects & Engineers
 www.novarcharchitects.com
 E-870, Basement, C R Park, New Delhi-110019
 Ph:+91-11-41328282

REV A	HT	NG	25-11-15
FIRST ISSUE	AF	NG	02-06-15
REVISION	DRAWN	CHECKED	DATE

PROJECT TITLE
QUALITY EVALUATION LABORATORY CUM TRAINING CENTER AT PLOT NO. EL - 184, MIDC TTC INDUSTRIAL AREA, VILLAGE NAVI MUMBAI

DRAWING TITLE BASEMENT PLAN		SCALE @ A3 N.T.S.
PURPOSE GOOD FOR CONSTRUCTION		DATE 25-11-15
PROJECT No. AD/IND/156-2	DRAWING No. AD/156-2:02	REVISION A

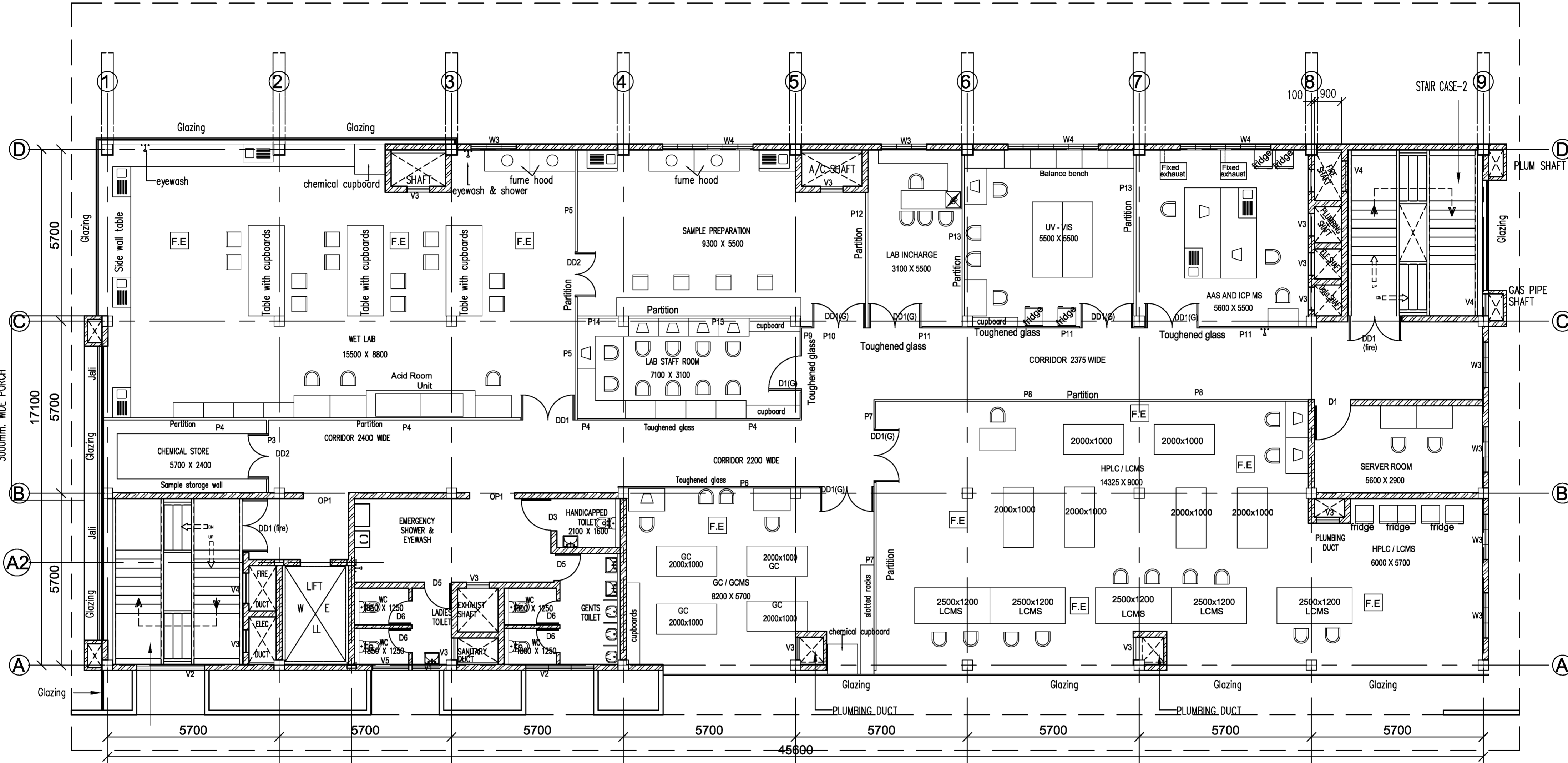




GROUND FLOOR PLAN

- NOTES:**
1. All specifications given in the tender document shall be followed.
 2. Contractor shall submit fabrication shop drawings for approval before execution of works.
 3. Contractor shall submit as-built final drawings after completion of work.

PROJECT CONSULTANT IL&FS CLUSTER DEVELOPMENT INITIATIVE LIMITED 1ST FLOOR, NTBCL BUILDING, TOLL PLAZA, DND FLYWAY, NOIDA - 201301, INDIA	CLIENT SPICES BOARD Ministry of Commerce and Industries, Govt of India	ASSOCIATE ARCHITECT & PLANNER THE NOVARCH Architects & Engineers www.novarcharchitects.com E-870, Basement, C R Park New Delhi-110019 Ph:+91-11-41328282	REV A HT NG 25-11-15	PROJECT TITLE QUALITY EVALUATION LABORATORY CUM TRAINING CENTER AT PLOT NO. EL - 184, MIDC TTC INDUSTRIAL AREA, VILLAGE NAVI MUMBAI	DRAWING TITLE GROUND FLOOR PLAN	SCALE @ A3 N.T.S.
			FIRST ISSUE AF NG 02-06-15		PURPOSE GOOD FOR CONSTRUCTION	DATE 25-11-15
			REVISION DRAWN CHECKED DATE		PROJECT No. AD/IND/156-2 DRAWING No. AD/156-2:03	REVISION A



FIRST FLOOR PLAN
CHEMISTRY LAB AND INSTRUMENTATION LAB

- NOTES:**
1. All specifications given in the tender document shall be followed.
 2. Contractor shall submit fabrication shop drawings for approval before execution of works.
 3. Contractor shall submit as-built final drawings after completion of work.

PROJECT CONSULTANT
 IL&FS CLUSTER DEVELOPMENT INITIATIVE LIMITED
 1ST FLOOR, NTBCL BUILDING, TOLL PLAZA, DND FLYWAY, NOIDA - 201301, INDIA

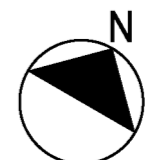
CLIENT
SPICES BOARD
 Ministry of Commerce and Industries, Govt of India

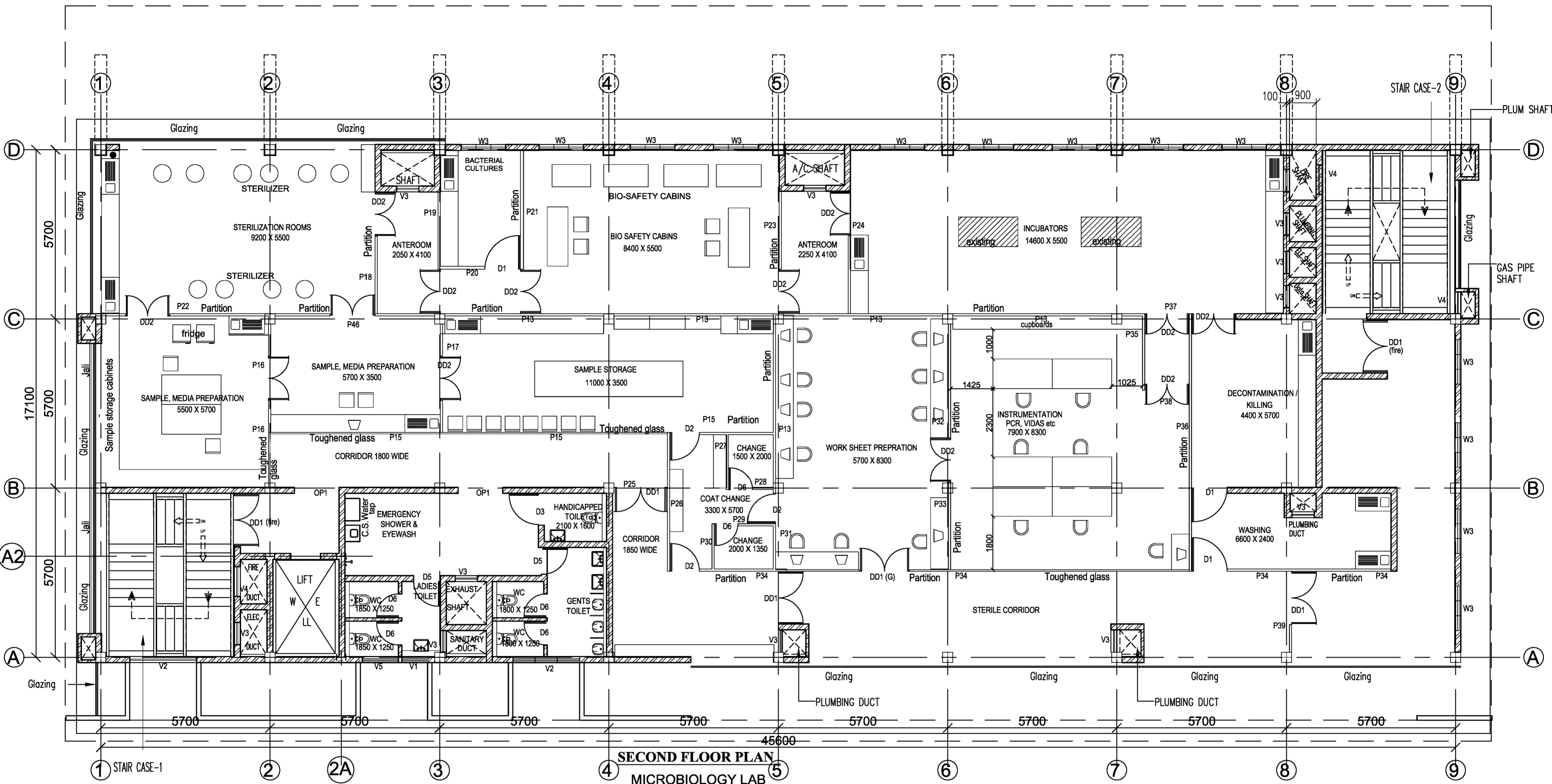
ASSOCIATE ARCHITECT & PLANNER
 **THE NOVARCH**
 Architects & Engineers
 www.novarchitects.com
 E-870, Basement, C R Park New Delhi-110019
 Ph:+91-11-41329292

REV B	HT	NG	07-01-16
REV A	HT	NG	25-11-15
FIRST ISSUE	AF	NG	02-06-15
REVISION	DRAWN	CHECKED	DATE

PROJECT TITLE
QUALITY EVALUATION LABORATORY CUM TRAINING CENTER AT PLOT NO. EL - 184, MIDC TTC INDUSTRIAL AREA, VILLAGE NAVI MUMBAI

DRAWING TITLE		SCALE @ A3
FIRST FLOOR PLAN		N.T.S.
PURPOSE		DATE
GOOD FOR CONSTRUCTION		7-01-16
PROJECT No.	DRAWING No.	REVISION
AD//ND/156-2	AD/156-2:04	B





**SECOND FLOOR PLAN
MICROBIOLOGY LAB**

- NOTES:**
- All specifications given in the tender document shall be followed.
 - Contractor shall submit fabrication shop drawings for approval before execution of works.
 - Contractor shall submit as-built final drawings after completion of work.

PROJECT CONSULTANT

IL&FS CLUSTER DEVELOPMENT INITIATIVE LIMITED
 1ST FLOOR, NTBCL BUILDING,
 TOLL PLAZA, DND FLYWAY,
 NOIDA - 201301, INDIA

CLIENT
SPICES BOARD
 Ministry of Commerce and Industries,
 Govt of India

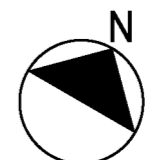
ASSOCIATE ARCHITECT & PLANNER

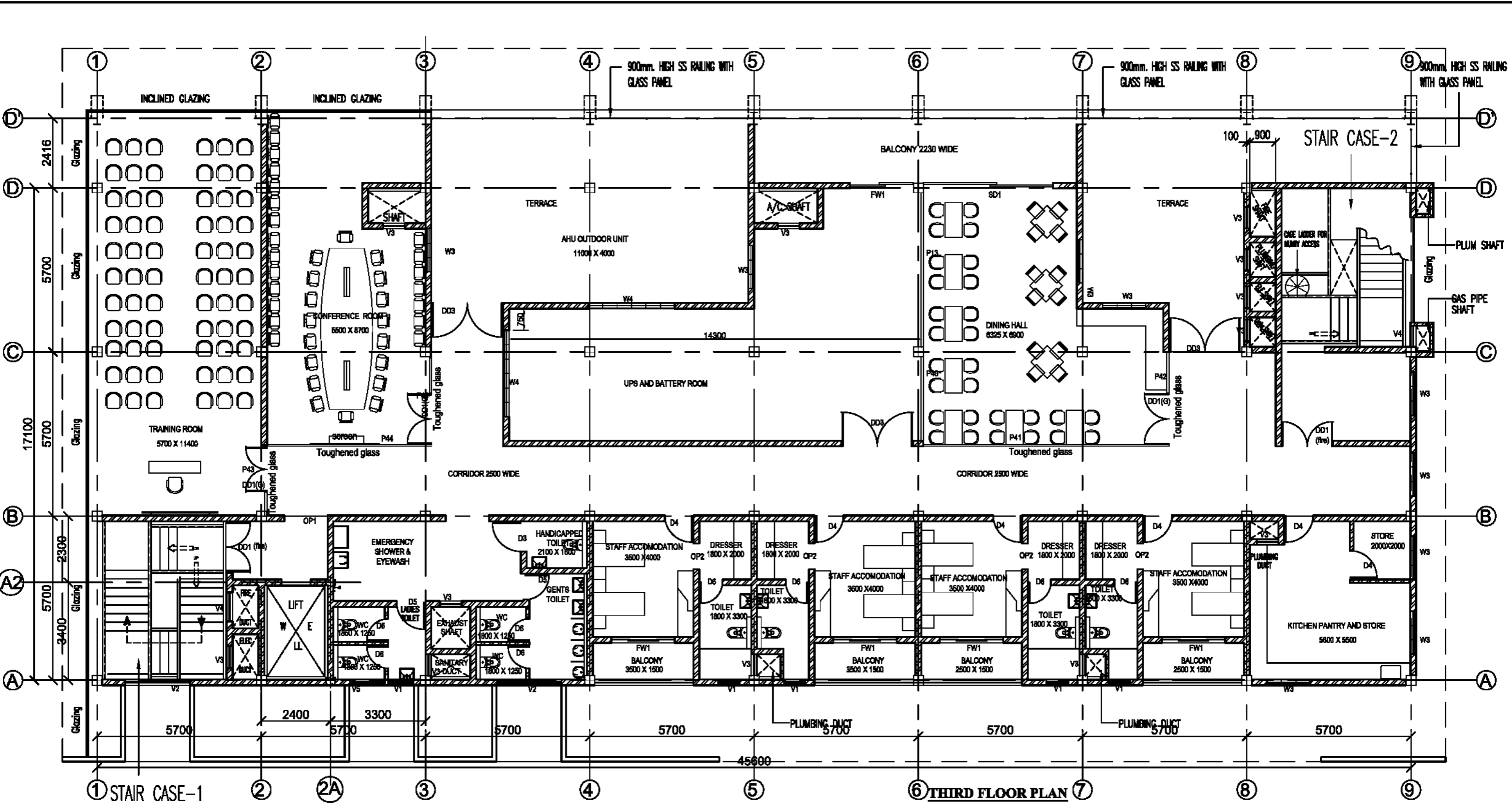
THE NOVARCH
 Architects & Engineers
 www.novarchitects.com
 E-870, Basement, C R Park
 New Delhi-110019
 Ph:+91-11-41329292

REV B	HT	NG	7-01-16
REV A	HT	NG	25-11-15
FIRST ISSUE	AF	NG	02-06-15
REVISION	DRAWN	CHECKED	DATE

PROJECT TITLE
**QUALITY EVALUATION LABORATORY
 CUM TRAINING CENTER AT
 PLOT NO. EL - 184, MIDC
 TTC INDUSTRIAL AREA, VILLAGE
 NAVI MUMBAI**

DRAWING TITLE		SCALE @ A3
SECOND FLOOR PLAN		N.T.S.
PURPOSE		DATE
GOOD FOR CONSTRUCTION		07-01-16
PROJECT No.	DRAWING No.	REVISION
AD//ND/156-2	AD/156-2:05	B





6 THIRD FLOOR PLAN 7

- NOTES:**
1. All specifications given in the tender document shall be followed.
 2. Contractor shall submit fabrication shop drawings for approval before execution of works.
 3. Contractor shall submit as-built final drawings after completion of work.

PROJECT CONSULTANT

IL&FS CLUSTER DEVELOPMENT INITIATIVE LIMITED
 1ST FLOOR, NTBCL BUILDING, TOLL PLAZA, DND FLYWAY, NOIDA - 201301, INDIA

CLIENT
SPICES BOARD
 Ministry of Commerce and Industries, Govt of India

ASSOCIATE ARCHITECT & PLANNER

THE NOVARCH
 Architects & Engineers
 www.novarchitects.com
 E-870, Basement, C R Park New Delhi-110019
 Ph:+91-11-41328282

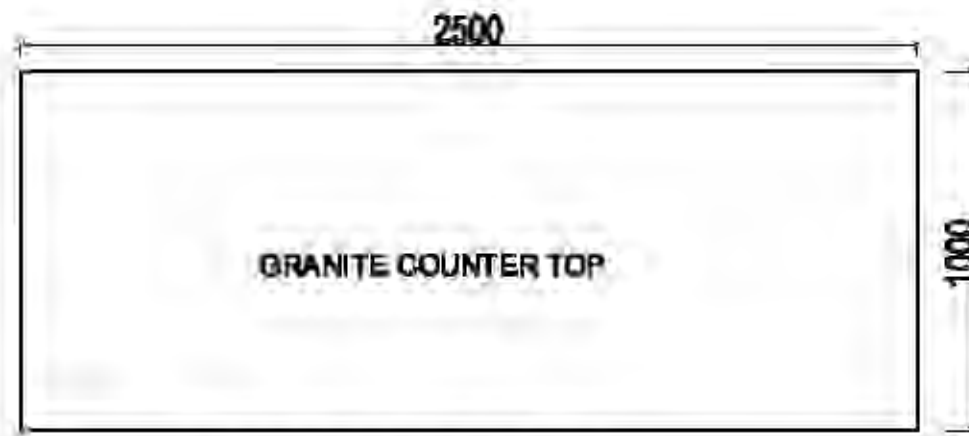
REV A	HT	NG	25-11-15
FIRST ISSUE	AF	NG	02-06-15
REVISION	DRAWN	CHECKED	DATE

PROJECT TITLE
QUALITY EVALUATION LABORATORY CUM TRAINING CENTER AT PLOT NO. EL - 184, MIDC TTC INDUSTRIAL AREA, VILLAGE NAVI MUMBAI

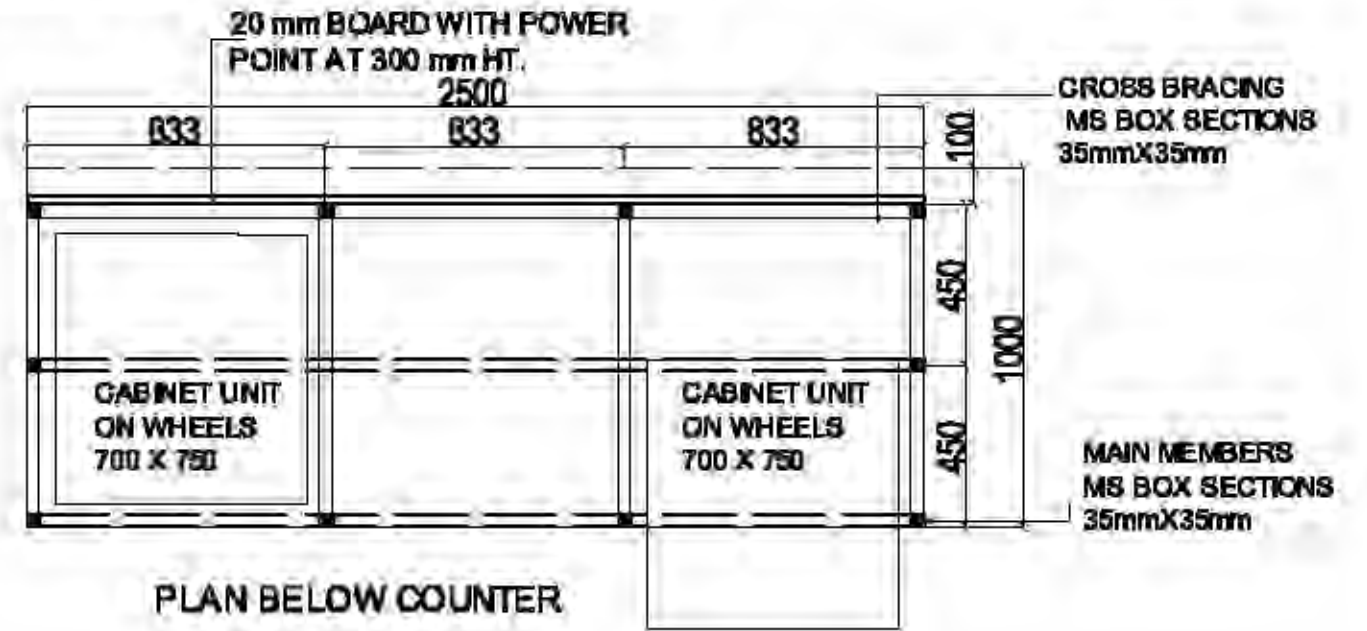
DRAWING TITLE		SCALE @ A3
THIRD FLOOR PLAN		N.T.S.
PURPOSE		DATE
GOOD FOR CONSTRUCTION		25-11-15
PROJECT No.	DRAWING No.	REVISION
AD/IND/156-2	AD/156-2:06	A



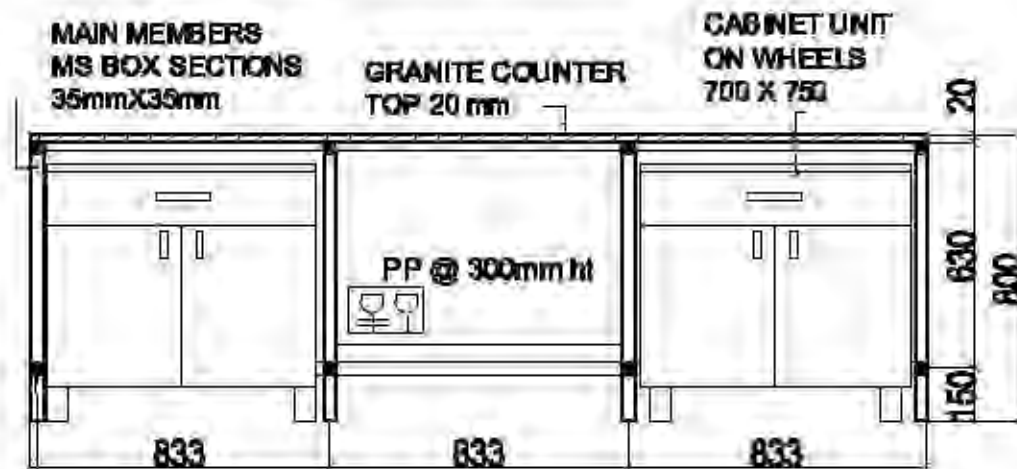
LT-2 Single side Island table with Granite top & detachable Cabinet (2.5 x 1 x 0.8)



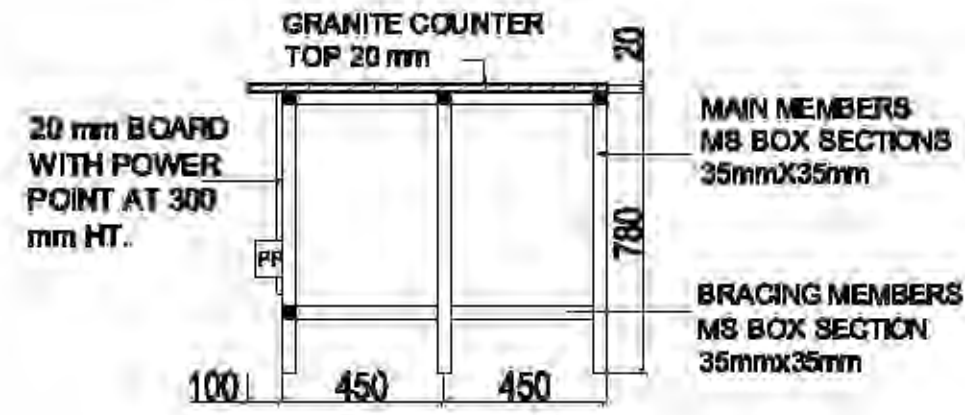
PLAN ABOVE COUNTER



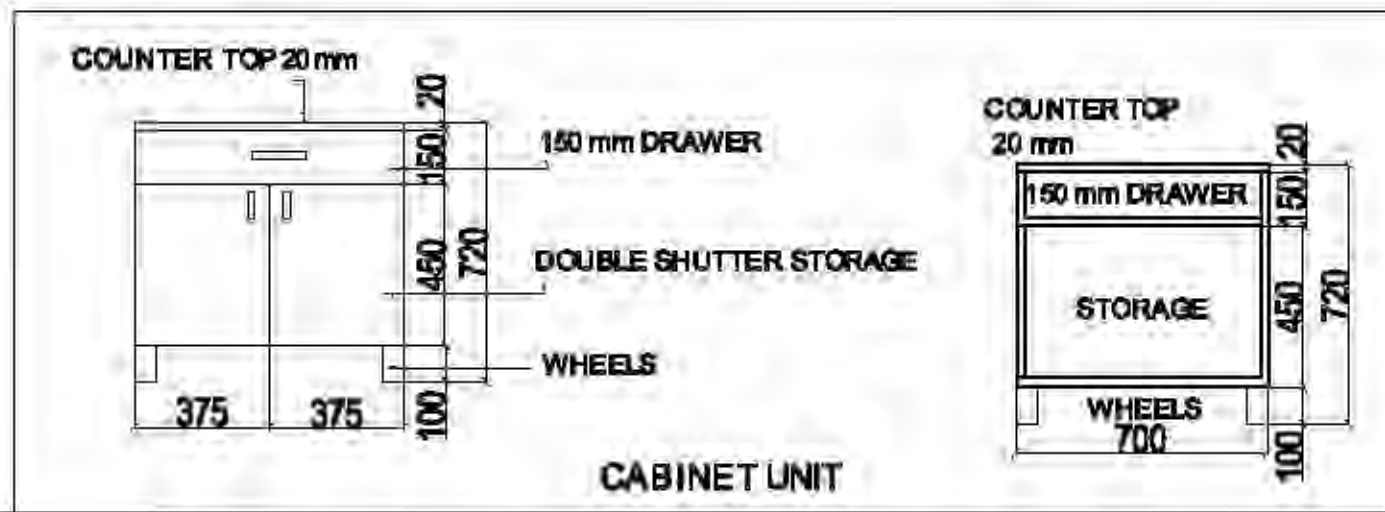
PLAN BELOW COUNTER



SECTIONAL FRONT ELEVATION



SECTIONAL SIDE ELEVATION

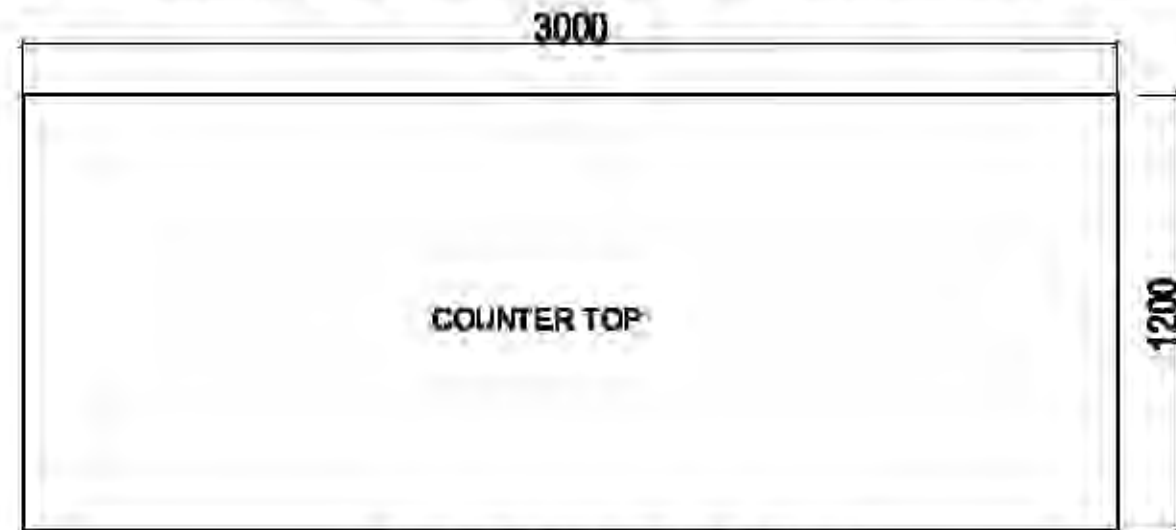


CABINET UNIT

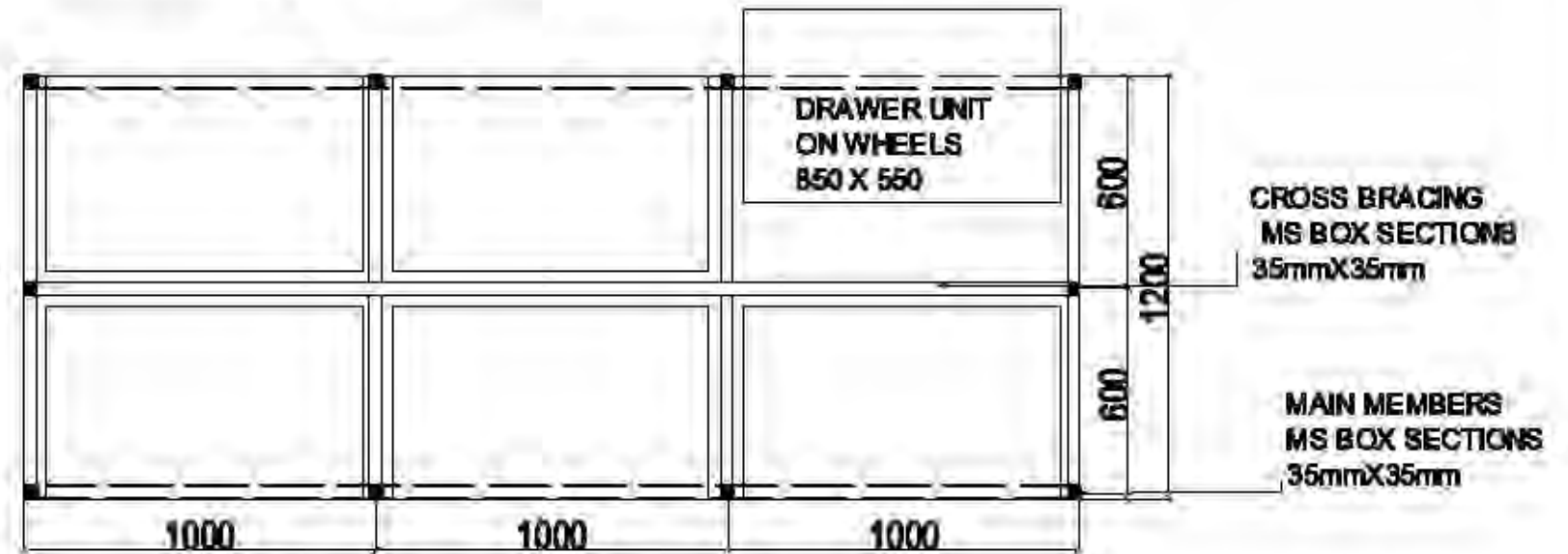
- NOTES:**
- All specifications given in the tender document shall be followed.
 - Contractor shall submit fabrication shop drawings for approval before execution of work.
 - Contractor shall submit as-built final drawings after completion of work.

PROJECT CONSULTANT IL&FS CLUSTER DEVELOPMENT INITIATIVE LIMITED 1ST FLOOR, NTCCL BUILDING, TOLL PLAZA, DND FLYWAY, NOIDA - 201301, INDIA	CLIENT SPICES BOARD Ministry of Commerce and Industries, Govt of India	ASSOCIATE ARCHITECT & PLANNER THE NOVARCH Architects & Engineers www.novarch.in E-470, Sector 44, CR Park, New Delhi 110018 Ph: 011-41922292	PROJECT TITLE QUALITY EVALUATION LABORATORY CUM TRAINING CENTER AT PLOT NO. EL - 194, MIDC TTC INDUSTRIAL AREA VILLAGE NAVI MUMBAI		DRAWING TITLE FURNITURE DETAILS-LT2	SCALE @ A3 N.T.S.
			FIRST ISSUE HT NG 08-12-16		PURPOSE GOOD FOR CONSTRUCTION	DATE 08-12-16
		REVISION DRAWN CHECKED DATE	PROJECT No. AD/ND/158-2		DRAWING No. AD/158-2/30	REVISION -

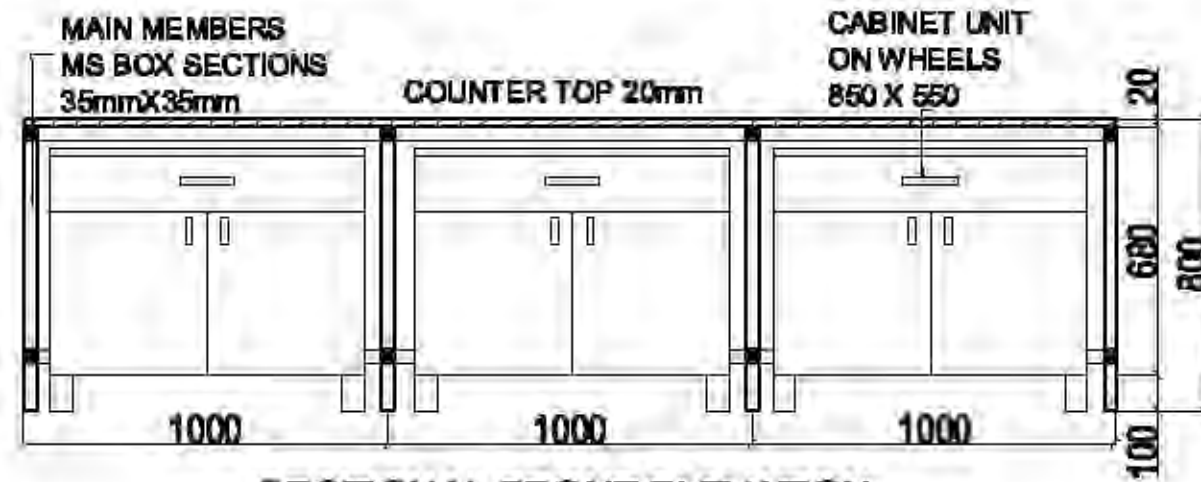
LT-3 Double side Island table with detachable Cabinet (Without gap) on both sides



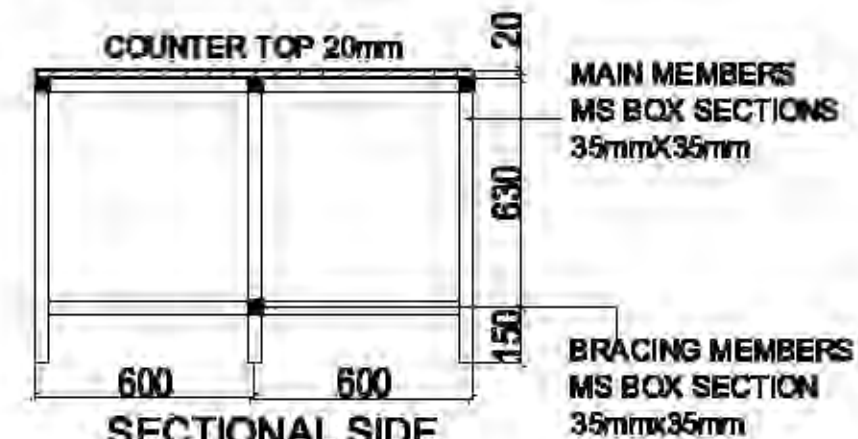
PLAN ABOVE COUNTER



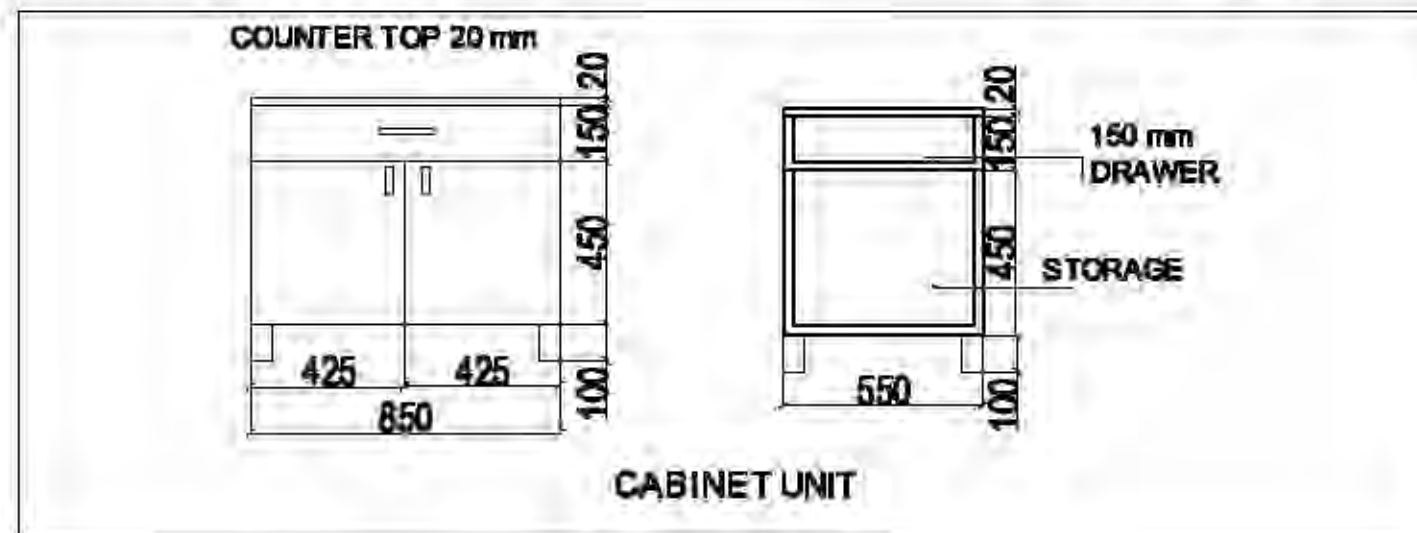
PLAN BELOW COUNTER



SECTIONAL FRONT ELEVATION





SECTIONAL SIDE ELEVATION



CABINET UNIT

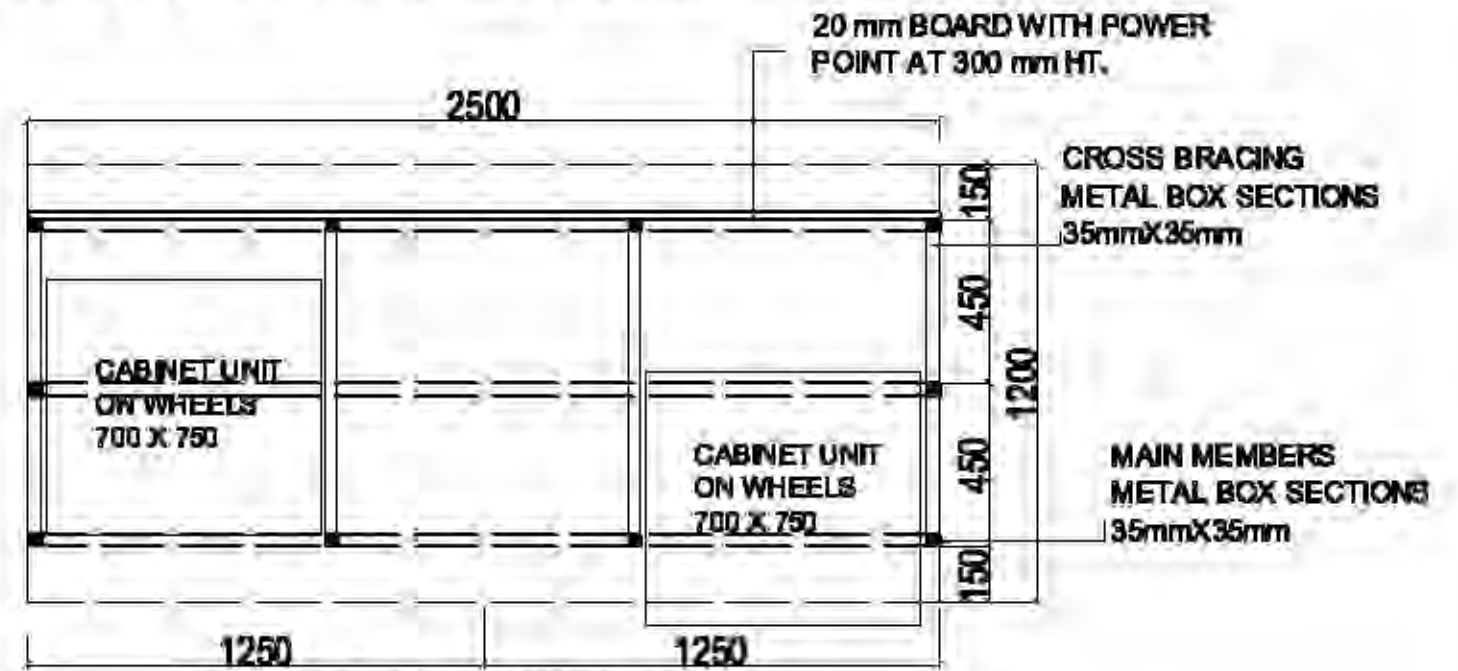
- NOTES:**
1. All specifications given in the tender document shall be followed.
 2. Contractor shall submit fabrication shop drawings for approval before execution of work.
 3. Contractor shall submit as-built final drawings after completion of work.

PROJECT CONSULTANT  IL&FS CLUSTER DEVELOPMENT INITIATIVE LIMITED 1ST FLOOR, NTBCL BUILDING, TOLL PLAZA, DND FLYWAY, NOIDA - 201301, INDIA	CLIENT SPICES BOARD Ministry of Commerce and Industries, Govt of India	ASSOCIATE ARCHITECT & PLANNER  THE NOVARCH Architects & Engineers www.novarch.in E-470, Sector-11, CR Park, New Delhi-110018 Ph: 011-41928292	PROJECT TITLE QUALITY EVALUATION LABORATORY CUM TRAINING CENTER AT PLOT NO. EL - 194, MIDC TTC INDUSTRIAL AREA VILLAGE NAVI MUMBAI		DRAWING TITLE FURNITURE DETAILS-LT-3	SCALE @ A3 N.T.S.
			FIRST ISSUE HT NG 6-12-16		PURPOSE GOOD FOR CONSTRUCTION	DATE 6-12-16
		REVISION DRAWN CHECKED DATE	PROJECT No. AD/ND/158-2	DRAWING No. AD/158-2/31	REVISION -	

LT-4 Single side Island table with granite top (2.5 x 1.2 x 0.8)- backside partly closed with 100mm board for provision of Power Point



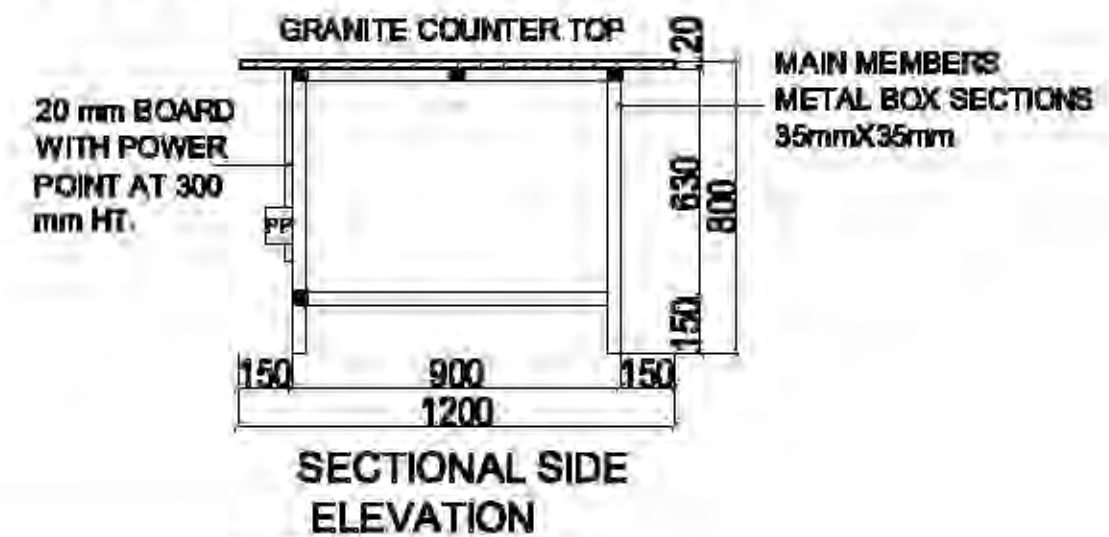
PLAN ABOVE COUNTER



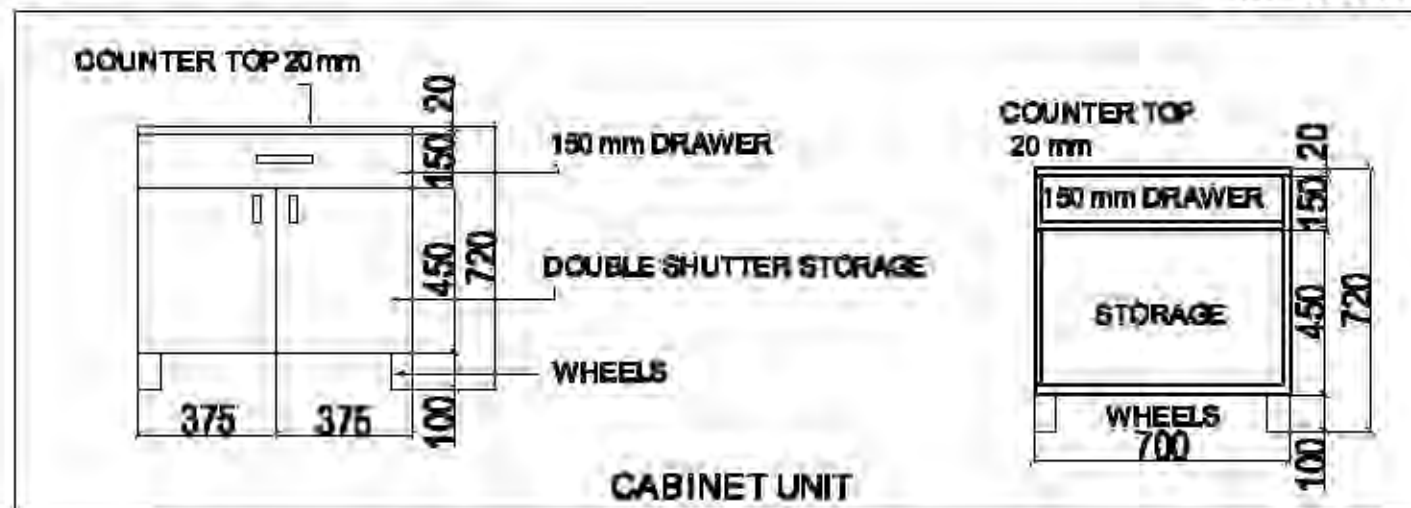
PLAN BELOW COUNTER



SECTIONAL FRONT ELEVATION



SECTIONAL SIDE ELEVATION



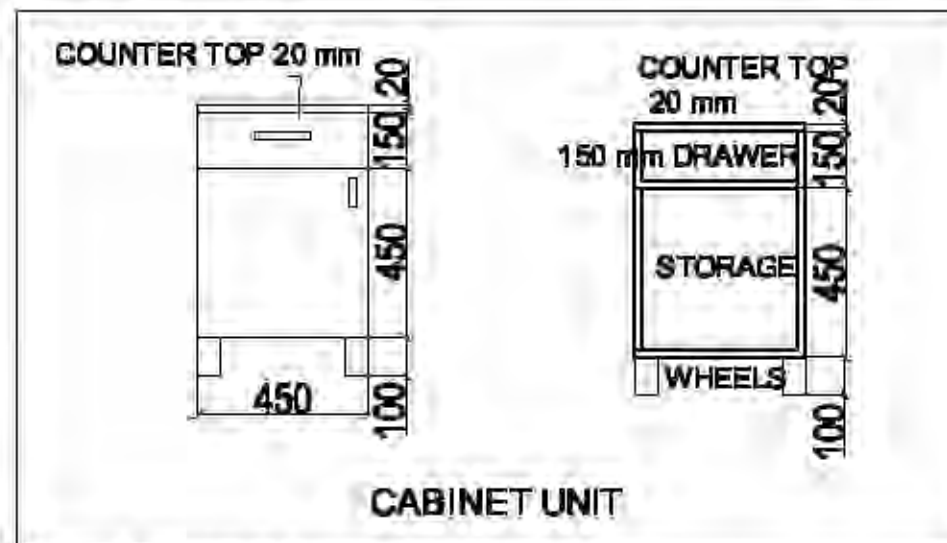
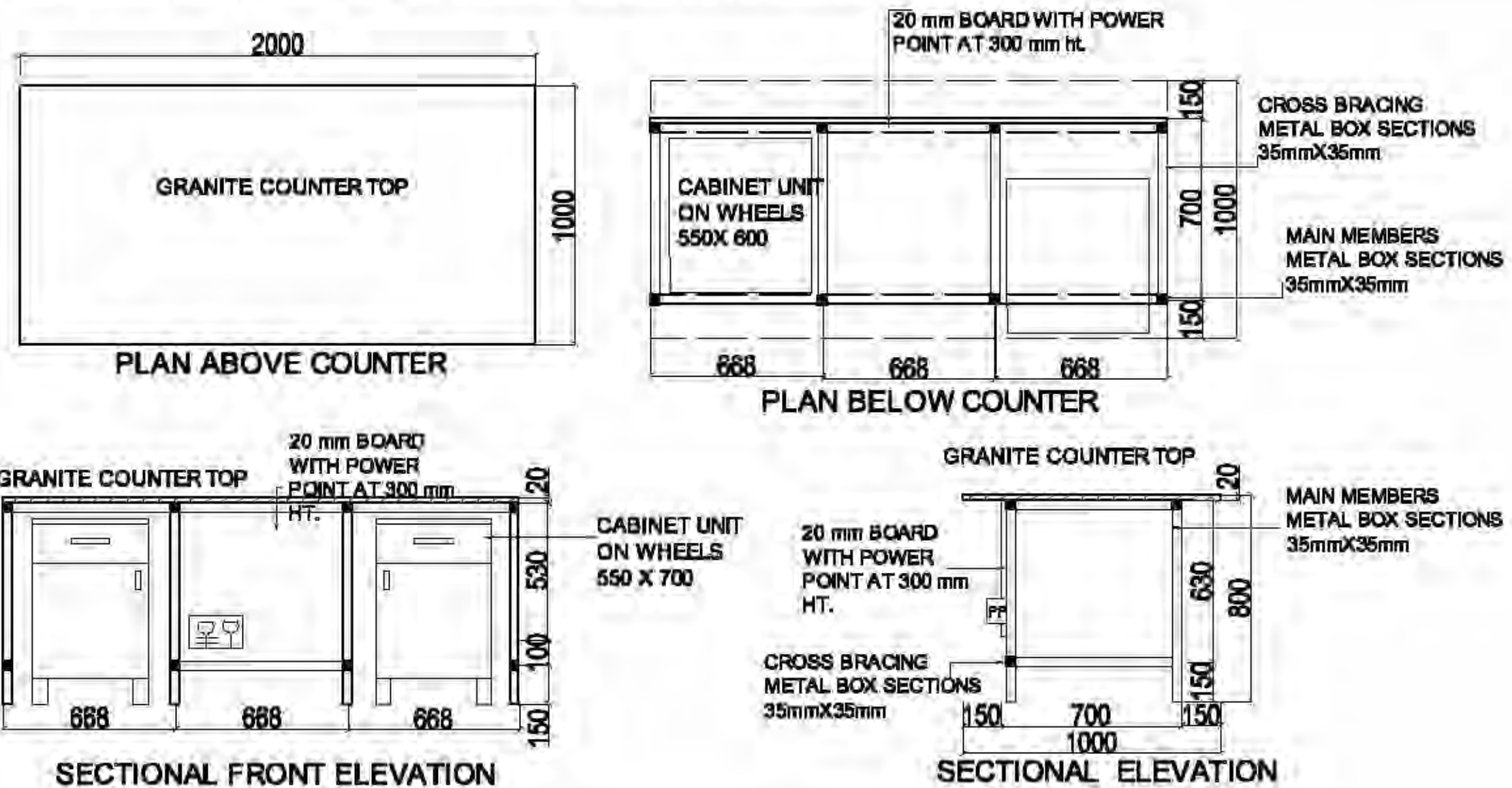
CABINET UNIT

NOTES:



1. All specifications given in the tender document shall be followed.
2. Contractor shall submit fabrication shop drawings for approval before execution of work.
3. Contractor shall submit as-built final drawings after completion of work.

PROJECT CONSULTANT IL&FS CLUSTER DEVELOPMENT INITIATIVE LIMITED 1ST FLOOR, NTCCL BUILDING, TOLL PLAZA, DND FLYWAY, NOIDA - 201301, INDIA		SCALE @ A3		CLIENT SPICES BOARD Ministry of Commerce and Industries, Govt of India		ASSOCIATE ARCHITECT & PLANNER THE NOVARCH Architects & Engineers www.novarch.in E-470, Sector 28, CR Park, New Delhi 110018 Ph: +91-11-41922292		PROJECT TITLE QUALITY EVALUATION LABORATORY CUM TRAINING CENTER AT PLOT NO. EL - 194, MIDC TTC INDUSTRIAL AREA VILLAGE NAVI MUMBAI		FURNITURE DETAILS-LT4 N.T.S.	
FIRST ISSUE HT NG 6-12-16		REVISION DRAWN CHECKED DATE		PURPOSE GOOD FOR CONSTRUCTION		DATE 6-12-16		PROJECT No. AD/IND/166-2		DRAWING No. AD/158-2/92	
				REVISION -							

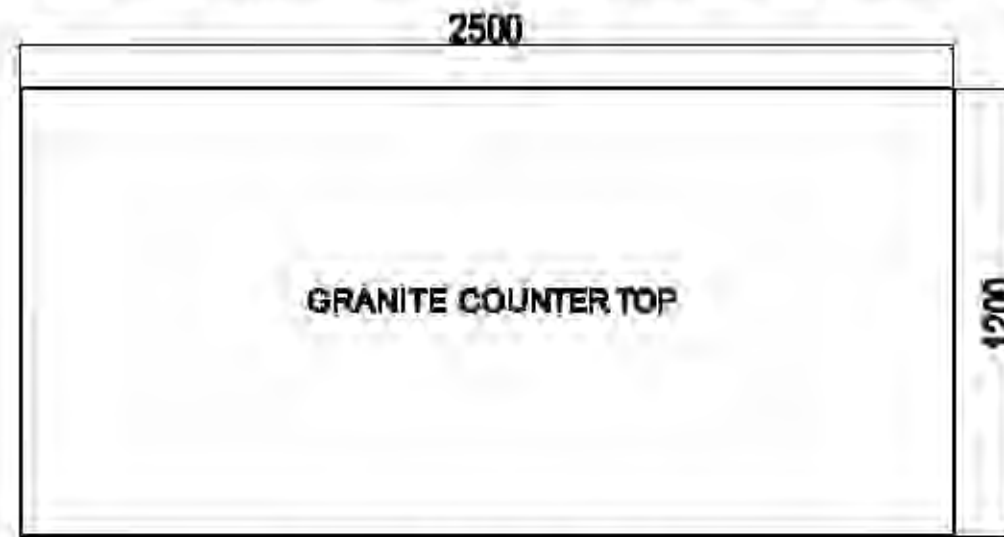
**LT-5 Single side Island table with Granite top and detachable Cabinet (2 x 0.8 x 1)-
backside partly closed with 100mm board for provision of Power Point**



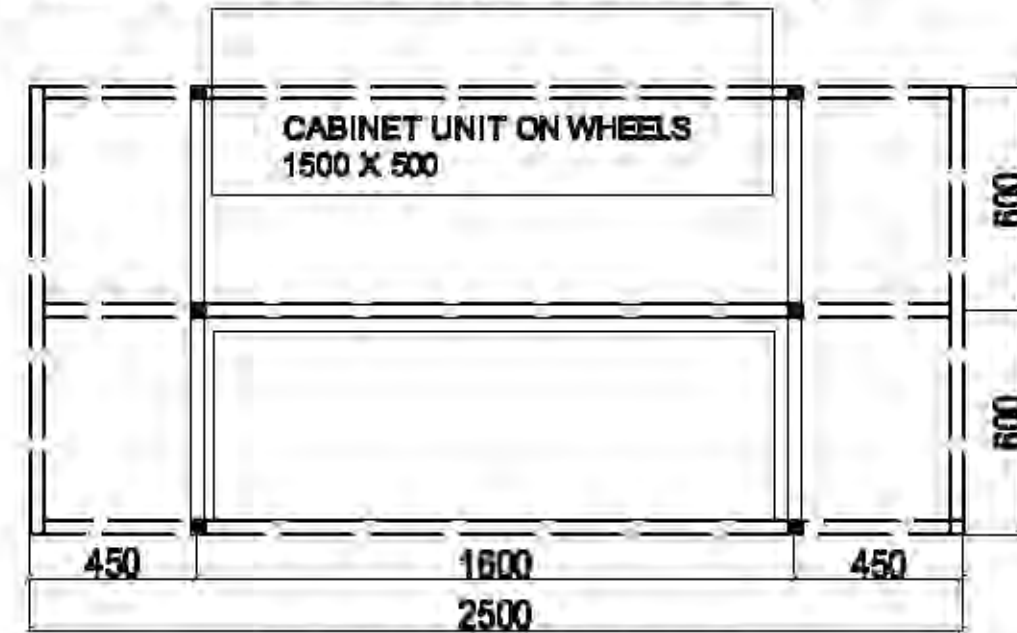
- NOTES:**
1. All specifications given in the tender document shall be followed.
 2. Contractor shall submit fabrication shop drawings for approval before execution of works.
 3. Contractor shall submit as-built final drawings after completion of work.

PROJECT CONSULTANT  IL&FS CLUSTER DEVELOPMENT INITIATIVE LIMITED 1ST FLOOR, MTBCL BUILDING, TOLL PLAZA, DND FLYWAY, NOIDA - 201301, NDA.	CLIENT SPICES BOARD Ministry of Commerce and Industries, Govt of India	ASSOCIATE ARCHITECT & PLANNER  THE NOVARCH Architects & Engineers www.novarcharchitects.com E-670, Basement, G-Block, New Delhi-110028 Ph: +91-11-4222222	PROJECT TITLE QUALITY EVALUATION LABORATORY CUM TRAINING CENTER AT PLOT NO. EL - 134, MIDC TTC INDUSTRIAL AREA, VILLAGE NAVI MURBAN		DRAWING TITLE FURNITURE DETAILS-LT5	SCALE @ A3 N.T.S.
			FIRST ISSUE HT NG 08-12-15	REVISION DRAWN CHECKED DATE	PURPOSE GOOD FOR CONSTRUCTION	DATE 08-12-15
				PROJECT No. AD/IND/156-2	DRAWING No. AD/156-2.93	REVISION -

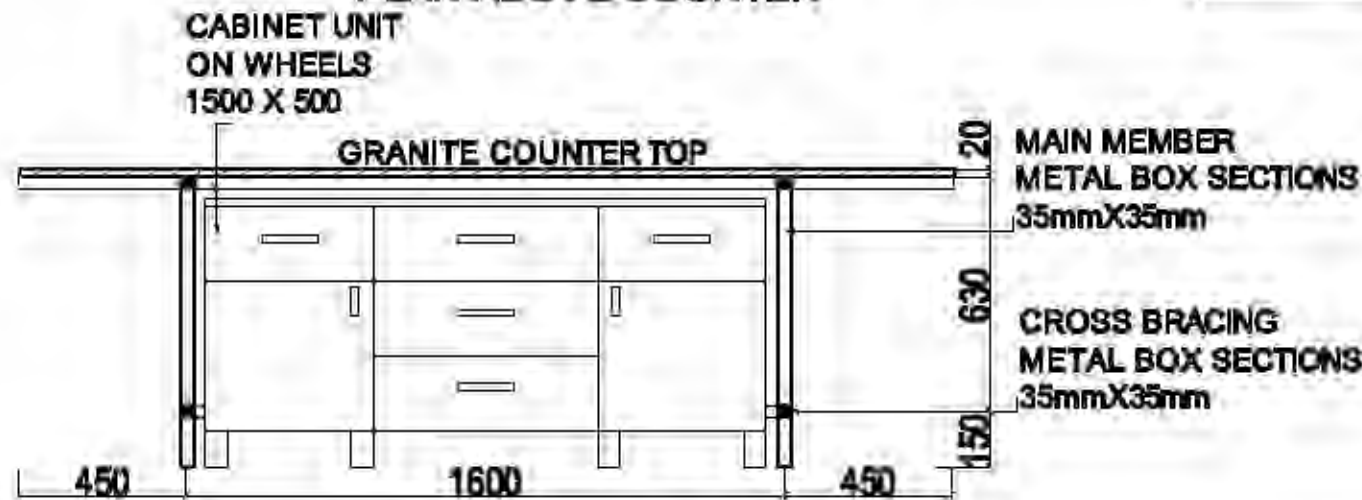
LT-6 Central table with Granite top-Both Side detachable Cabinet (2.5 x 1.2 x 0.8)



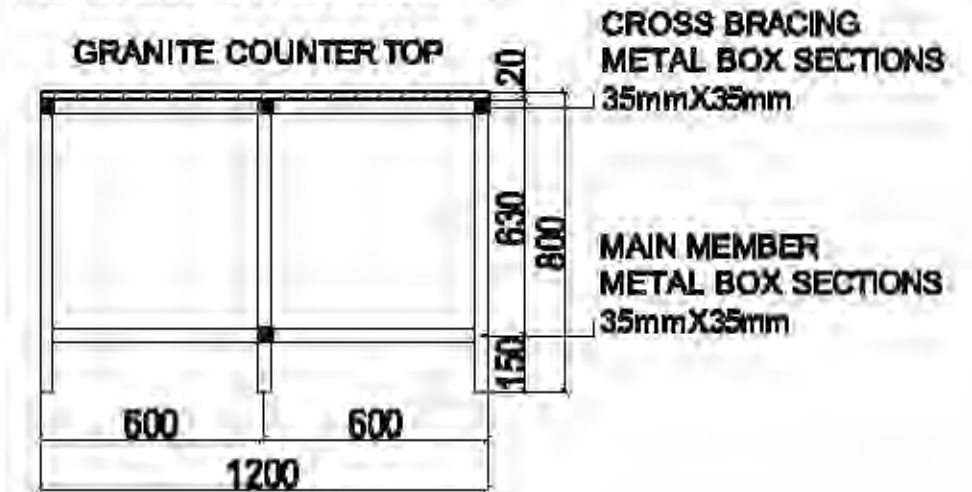
PLAN ABOVE COUNTER



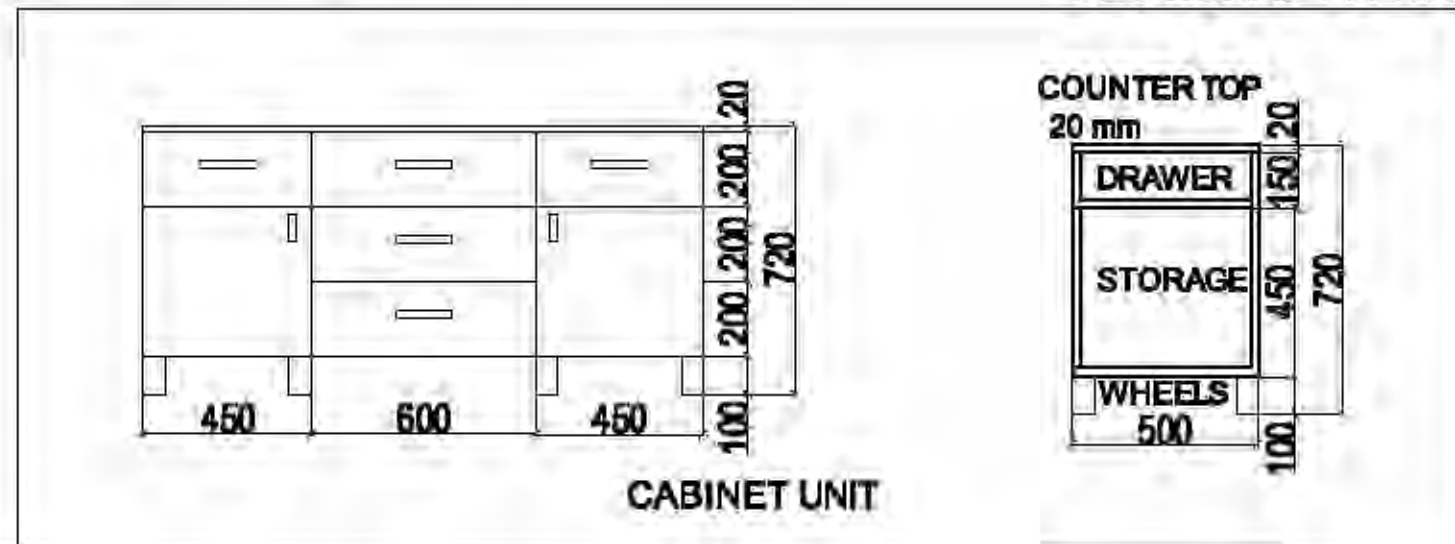
PLAN BELOW COUNTER



SECTIONAL ELEVATION



SECTIONAL ELEVATION



CABINET UNIT

NOTES:

1. All specifications given in the tender document shall be followed.
2. Contractor shall submit fabrication shop drawings for approval before execution of work.
3. Contractor shall submit as-built final drawings after completion of work.

PROJECT CONSULTANT

IL&FS
IL&FS CLUSTER DEVELOPMENT INITIATIVE LIMITED
1ST FLOOR, NIT&CL BUILDING, TOLL PLAZA, DND FLYWAY, NOIDA - 201301, INDIA

CLIENT

SPICES BOARD
Ministry of Commerce and Industries, Govt of India

ASSOCIATE ARCHITECT & PLANNER



THE NOVARCH
Architects & Engineers
www.novarchitects.com
E-470, Sector 44, CR Park, New Delhi 110018
PC#01-11-4192992

PROJECT TITLE

QUALITY EVALUATION LABORATORY CUM TRAINING CENTER AT PLOT NO. EL - 104, MIDC TTC INDUSTRIAL AREA VILLAGE NAVI MUMBAI

DRAWING TITLE

FURNITURE DETAILS-LTE

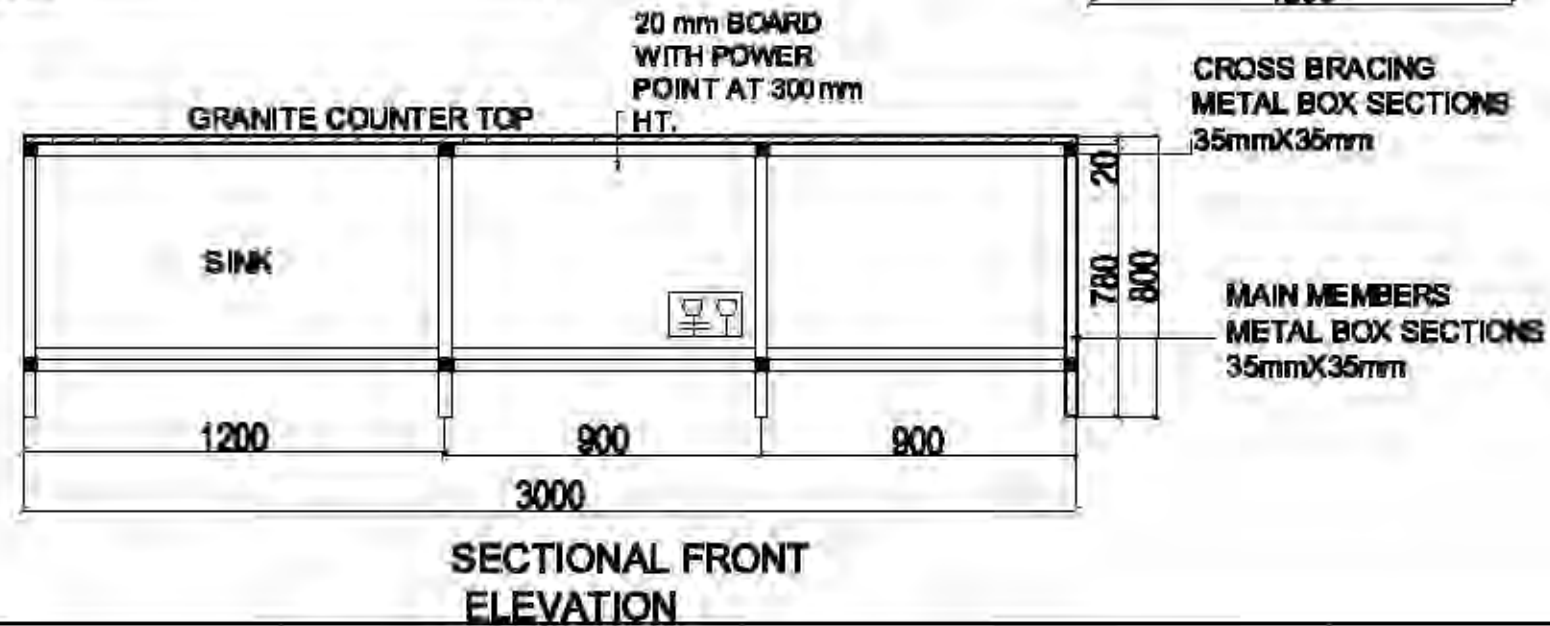
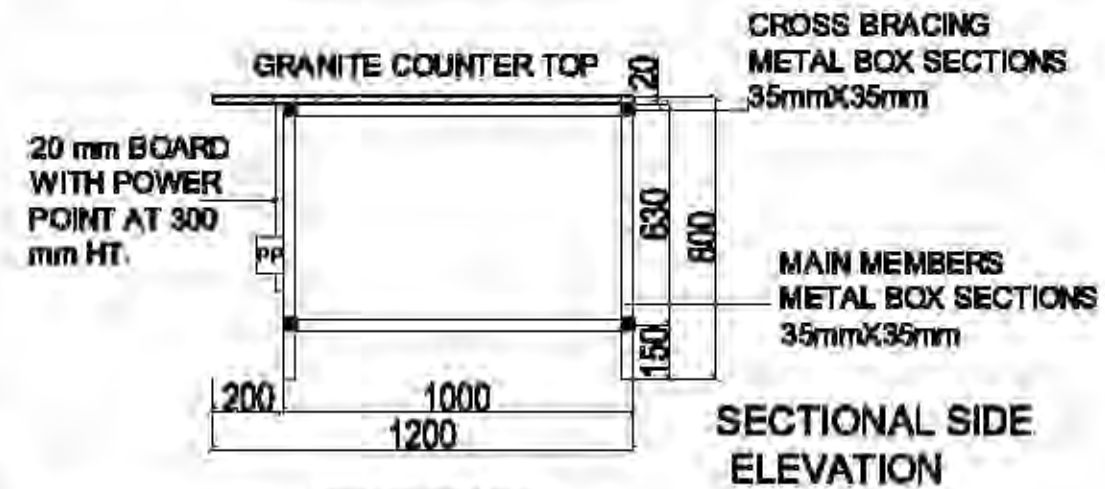
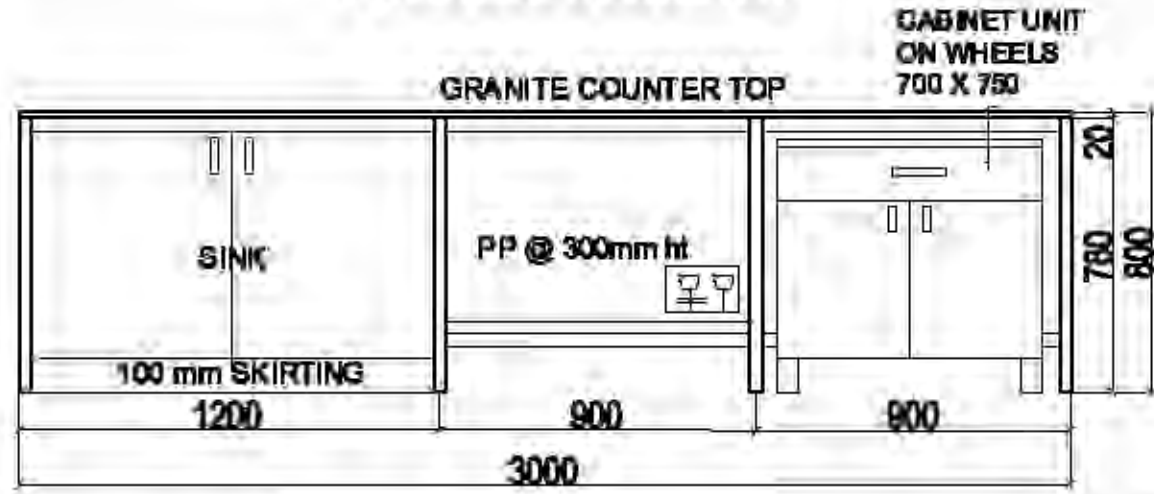
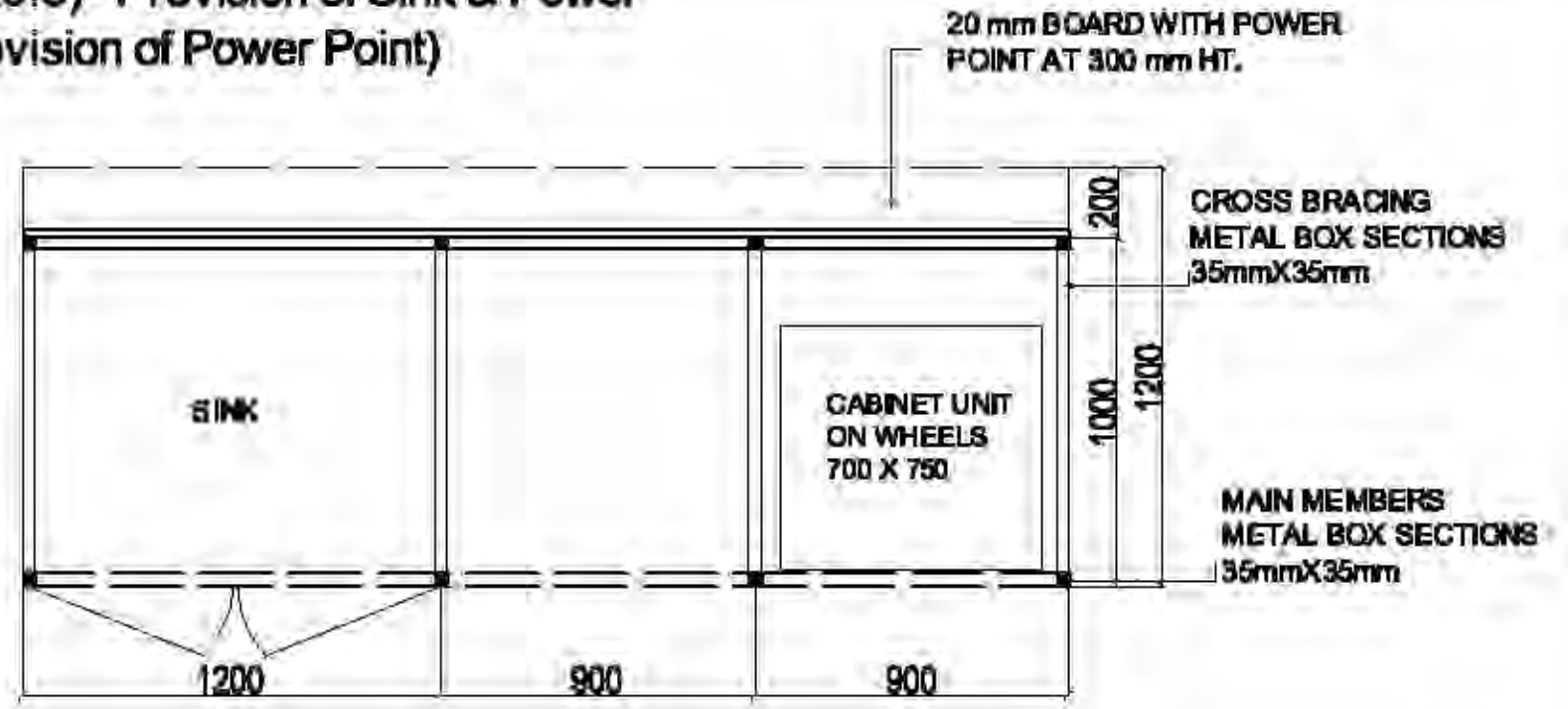
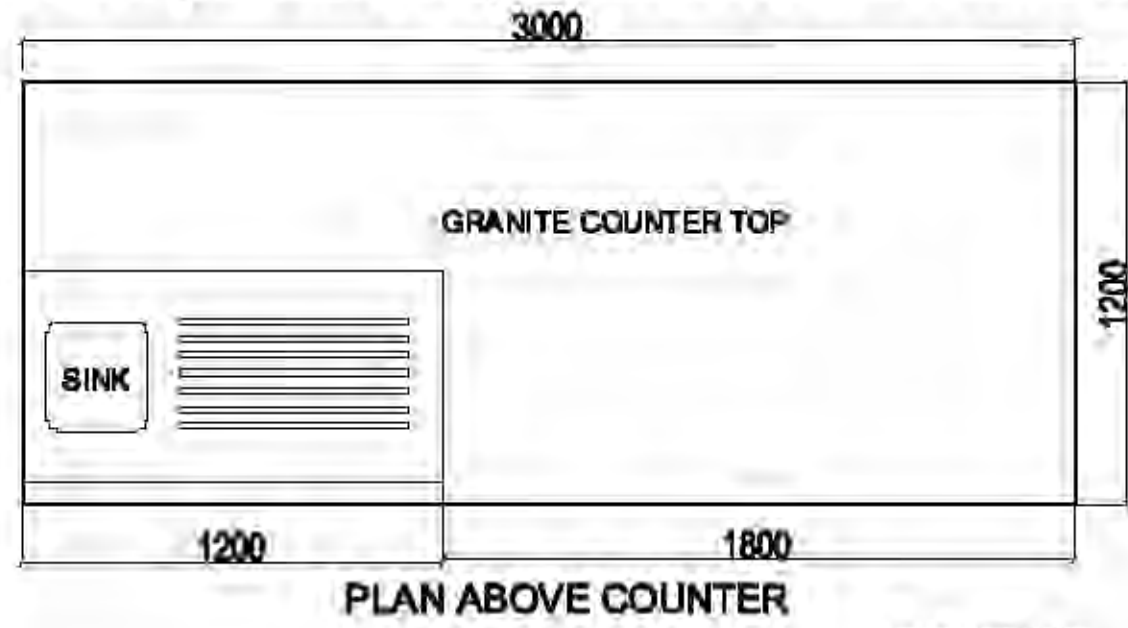
SCALE @ A3

N.T.S.

FIRST ISSUE	HT	NG	08-12-16
REVISION	DRAWN	CHECKED	DATE

PURPOSE GOOD FOR CONSTRUCTION		DATE 08-12-16
PROJECT No. AD/ND/168-2	DRAWING No. AD/158-2/34	REVISION -

LT-7 Single side Island table with granite top (3 x 1.2 x 0.8)- Provision of Sink & Power Point (backside partly closed with 100mm board for provision of Power Point)



NOTES:

1. All specifications given in the tender document shall be followed.
2. Contractor shall submit fabrication shop drawings for approval before execution of work.
3. Contractor shall submit as-built final drawings after completion of work.

PROJECT CONSULTANT

IL&FS
CLUSTER
IL&FS CLUSTER DEVELOPMENT INITIATIVE LIMITED
1ST FLOOR, NTCCL BUILDING, TOLL PLAZA, DND FLYWAY, NOIDA - 201301, INDIA

CLIENT

SPICES BOARD
Ministry of Commerce and Industries, Govt of India

ASSOCIATE ARCHITECT & PLANNER



THE NOVARCH
Architects & Engineers
www.novarchitects.com
E-470, Sector-14, CR Park, New Delhi-110018
PR:01-11-4122222

PROJECT TITLE

QUALITY EVALUATION LABORATORY CUM TRAINING CENTER AT PLOT NO. EL - 104, MIDC TTC INDUSTRIAL AREA VILLAGE NAVI MUMBAI

DRAWING TITLE

FURNITURE DETAILS-LT7

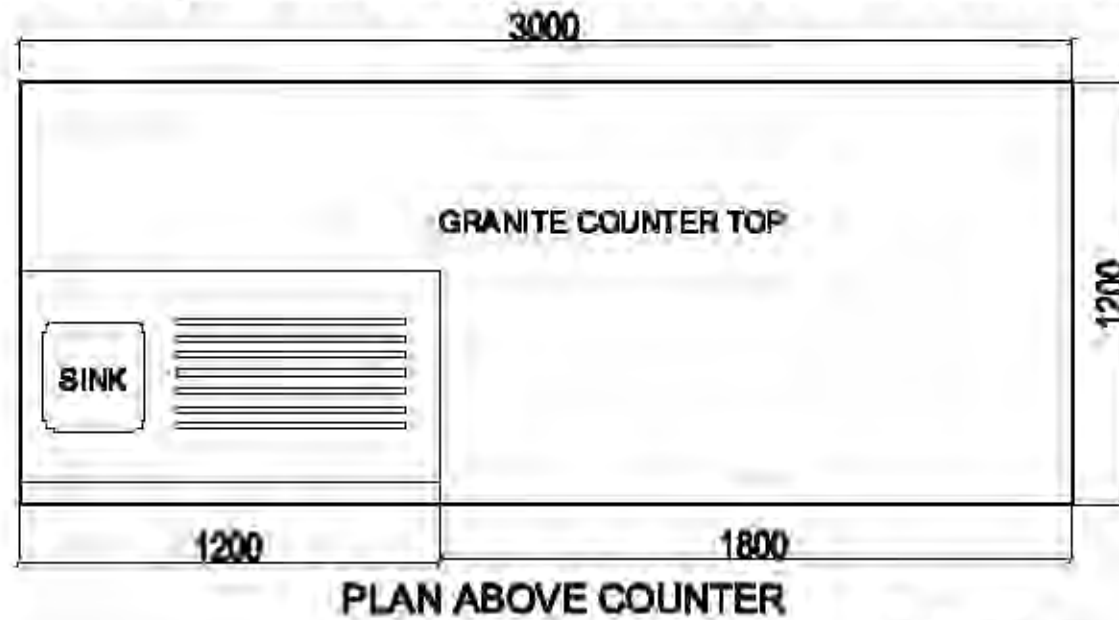
SCALE @ A3

N.T.S.

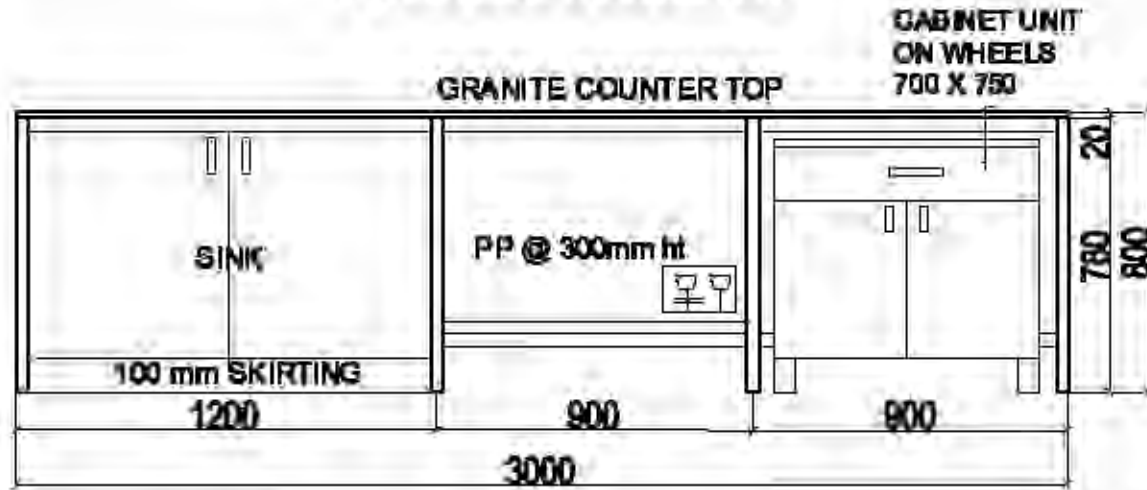
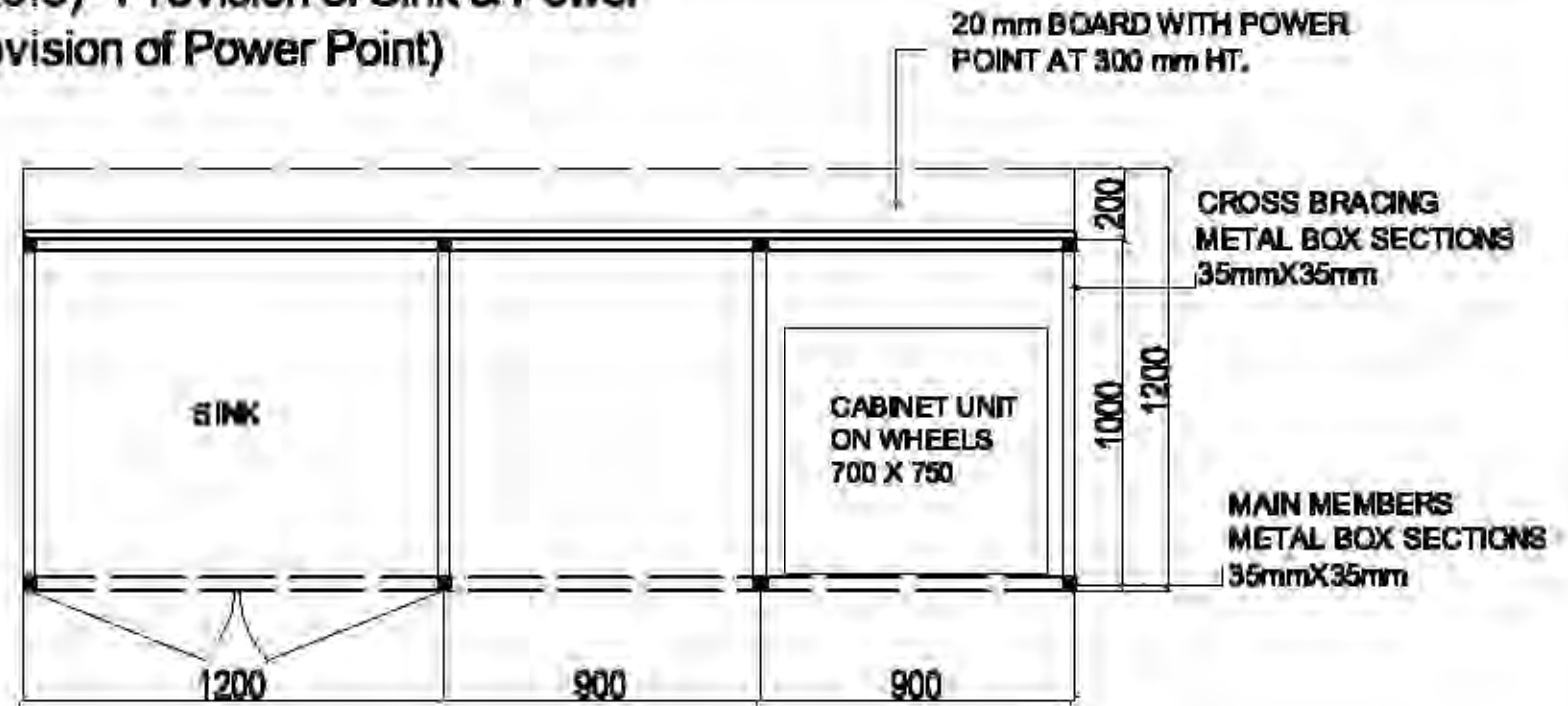
FIRST ISSUE	HT	NG	08-12-16
REVISION	DRAWN	CHECKED	DATE

PURPOSE GOOD FOR CONSTRUCTION		DATE 08-12-16
PROJECT No. AD/IND/168-2	DRAWING No. AD/158-2/05	REVISION -

LT-7 Single side Island table with granite top (3 x 1.2 x 0.8)- Provision of Sink & Power Point (backside partly closed with 100mm board for provision of Power Point)

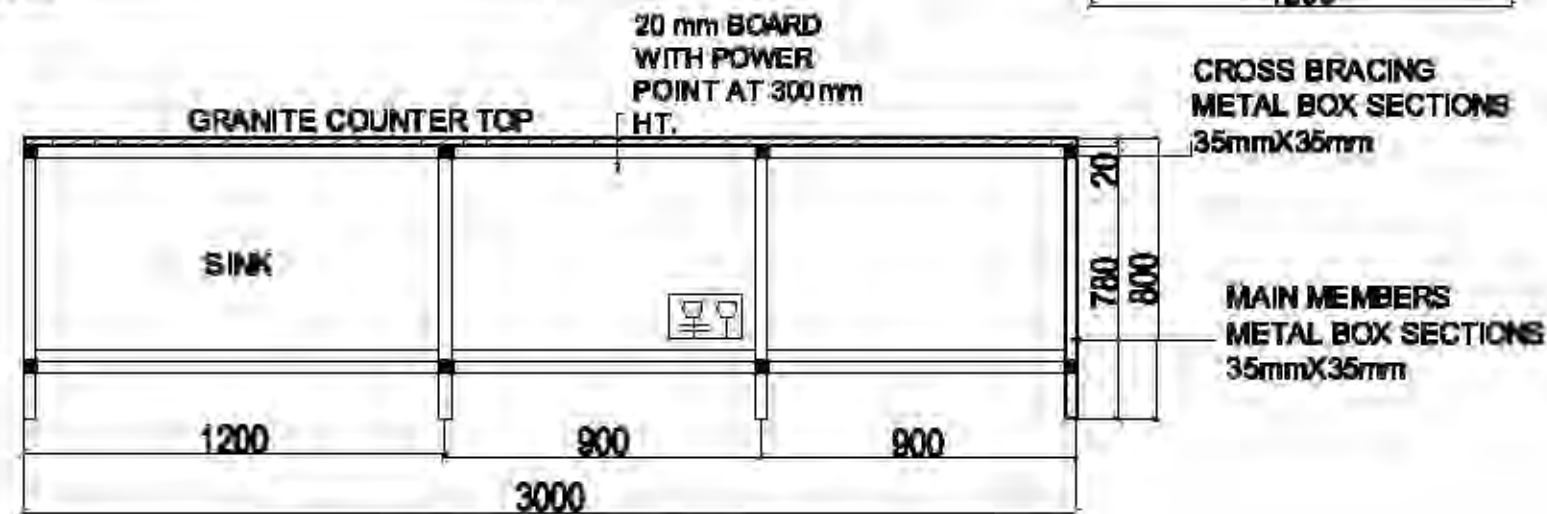


PLAN ABOVE COUNTER



CABINET UNIT ON WHEELS 700 X 750

SECTIONAL SIDE ELEVATION



SECTIONAL FRONT ELEVATION

NOTES:

1. All specifications given in the tender document shall be followed.
2. Contractor shall submit fabrication shop drawings for approval before execution of work.
3. Contractor shall submit as-built final drawings after completion of work.

PROJECT CONSULTANT

IL&FS
IL&FS CLUSTER DEVELOPMENT INITIATIVE LIMITED
1ST FLOOR, NTBCL BUILDING, TOLL PLAZA, DND FLYWAY, NOIDA - 201301, INDIA

CLIENT

SPICES BOARD
Ministry of Commerce and Industries, Govt of India

ASSOCIATE ARCHITECT & PLANNER



THE NOVARCH
Architects & Engineers
www.novarchitects.com
E-470, Sector-14, CR Park, New Delhi-110018
PR:01-11-4122222

PROJECT TITLE

QUALITY EVALUATION LABORATORY CUM TRAINING CENTER AT PLOT NO. EL - 104, MIDC TTC INDUSTRIAL AREA VILLAGE NAVI MUMBAI

DRAWING TITLE

FURNITURE DETAILS-LT7

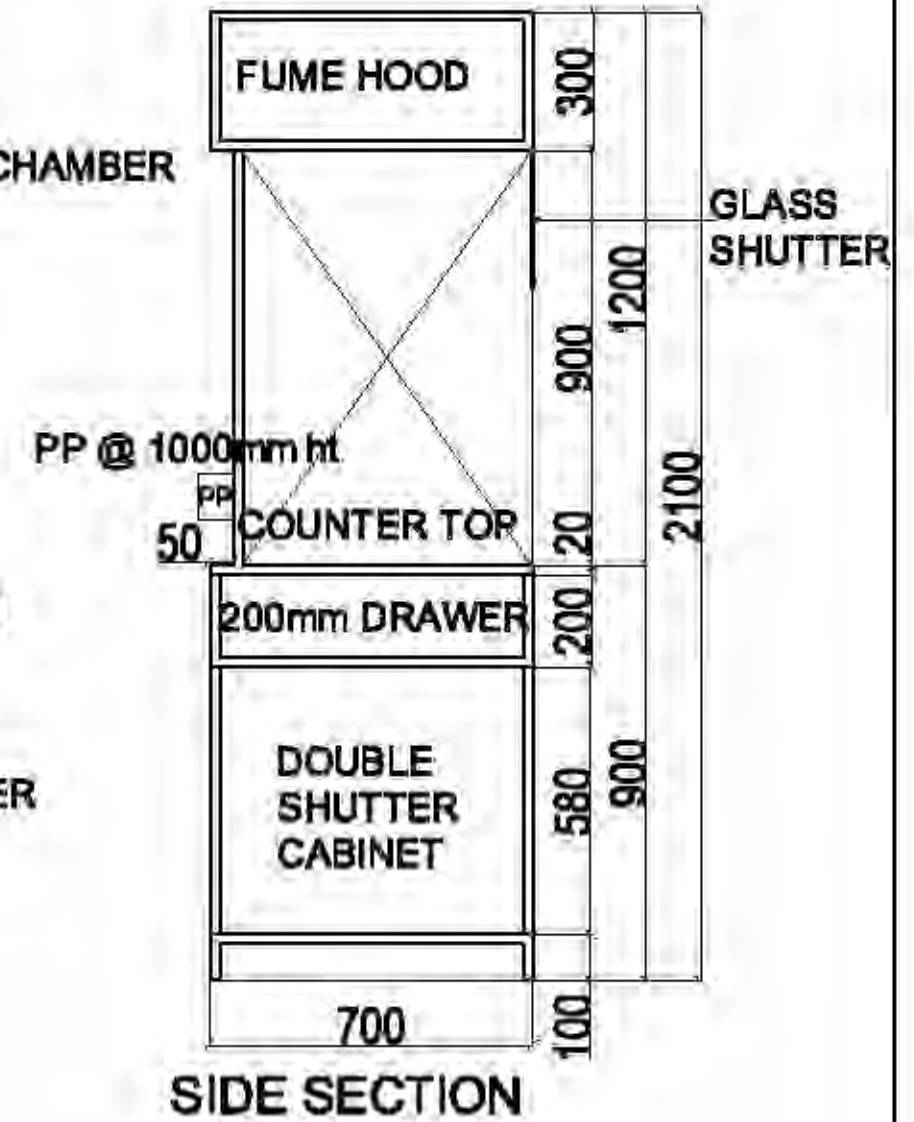
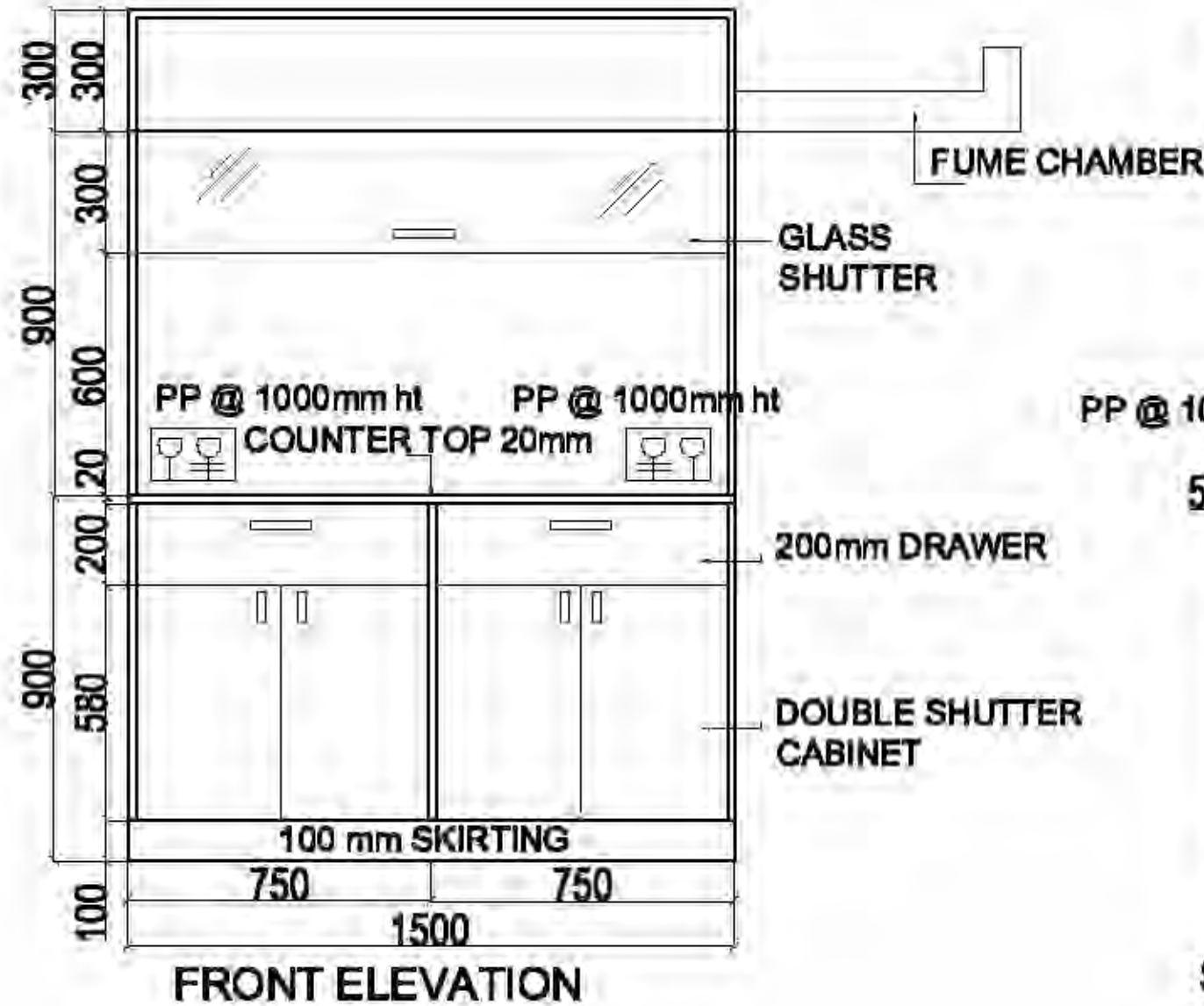
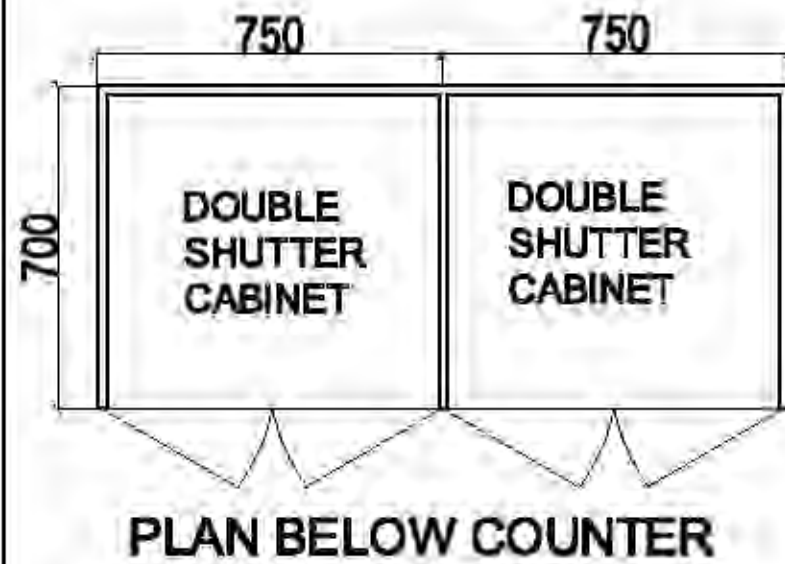
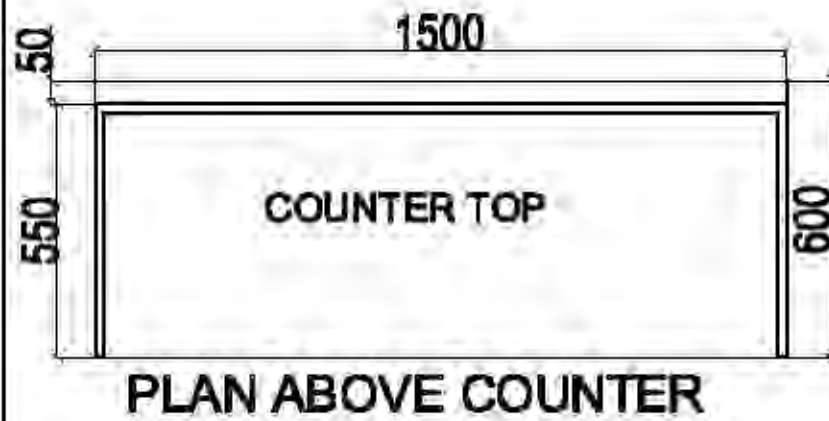
SCALE @ A3

N.T.S.

FIRST ISSUE	HT	NG	08-12-16
REVISION	DRAWN	CHECKED	DATE

PURPOSE GOOD FOR CONSTRUCTION		DATE 08-12-16
PROJECT No. AD/IND/158-2	DRAWING No. AD/158-2/35	REVISION -

FUME HOOD



NOTES:

1. All specifications given in the tender document shall be followed.
2. Contractor shall submit fabrication shop drawings for approval before execution of work.
3. Contractor shall submit as-built final drawings after completion of work.

PROJECT CONSULTANT
 **IL&FS CLUSTER DEVELOPMENT INITIATIVE LIMITED**
 1ST FLOOR, NTBCL BUILDING, TOLL PLAZA, DND FLYWAY, NOIDA - 201301, INDIA

CLIENT
SPICES BOARD
 Ministry of Commerce and Industries, Govt of India

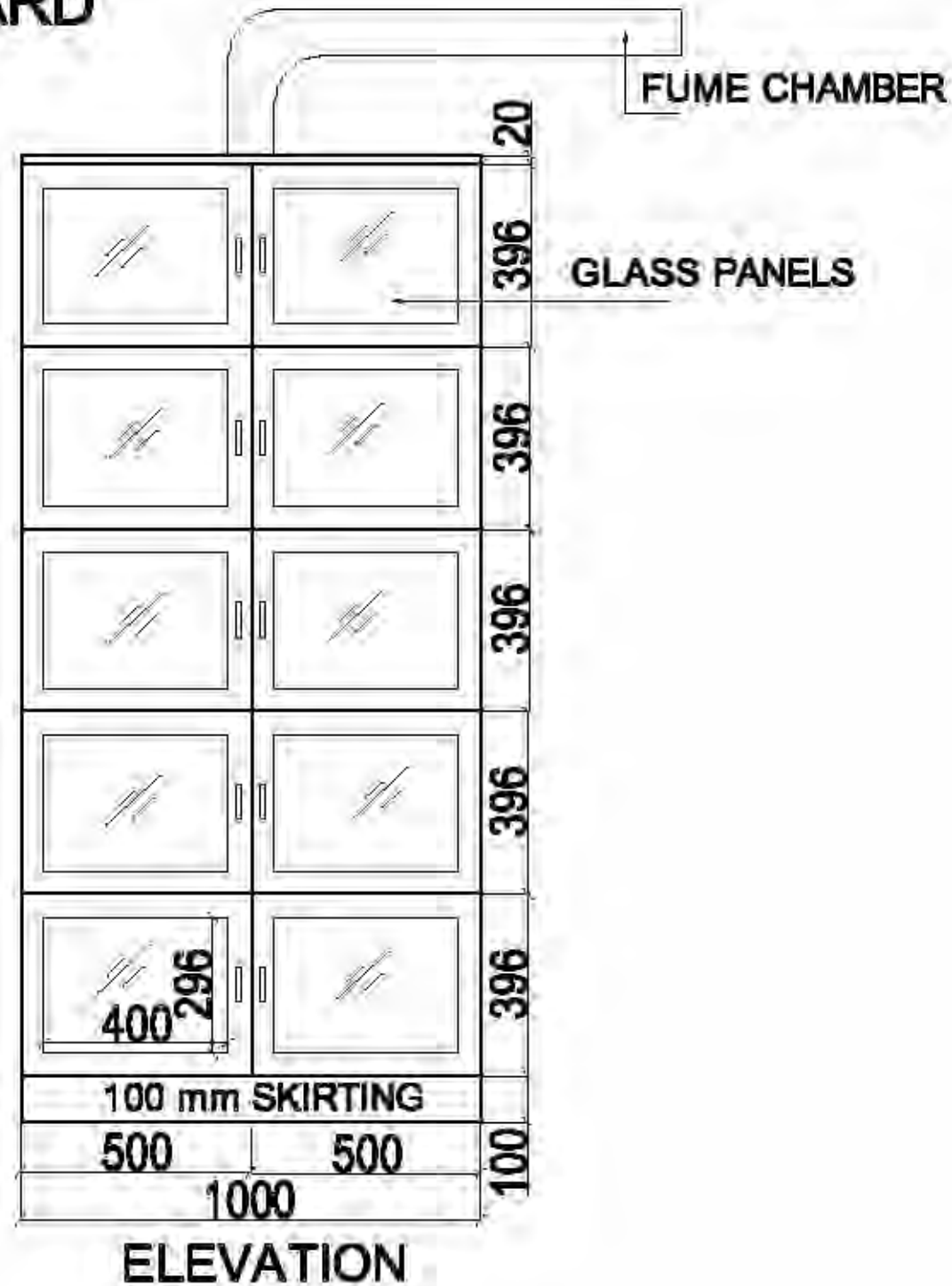
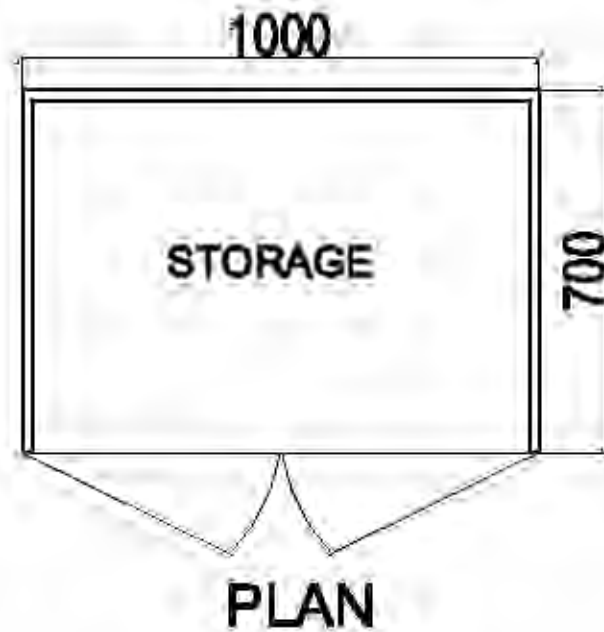
ASSOCIATE ARCHITECT & PLANNER
 **THE NOVARCH**
 Architects & Engineers
 www.novarchindia.com
 E-470, Sector-11, CRP Plot, New Delhi-110019
 PC#01-11-41920202

PROJECT TITLE				
QUALITY EVALUATION LABORATORY CUM TRAINING CENTER AT PLOT NO. EL - 104, MIDC TTC INDUSTRIAL AREA VILLAGE NAVI MUMBAI				
FIRST ISSUE	HT	NG	08-12-16	
REVISION	DRAWN	CHECKED	DATE	

DRAWINGS TITLE
 FURNITURE DETAILS-FUME HOOD
PURPOSE
 GOOD FOR CONSTRUCTION
PROJECT No. AD/ND/158-2
DRAWING No. AD/158-2/08



SCALE @ A3	
N.T.S.	
DATE	
08-12-16	
REVISION	
-	

CHEMICAL CUP BOARD



NOTES:

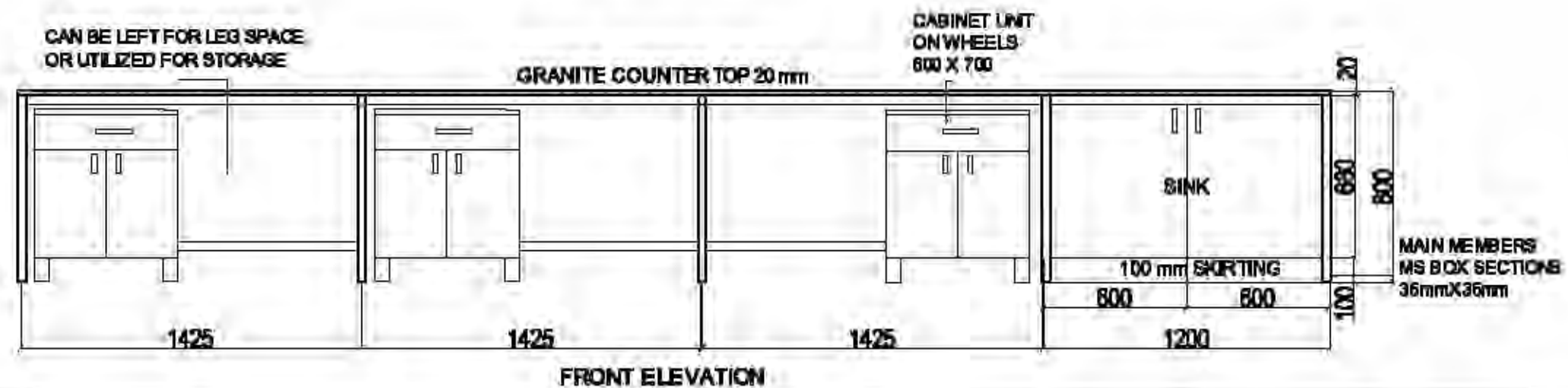
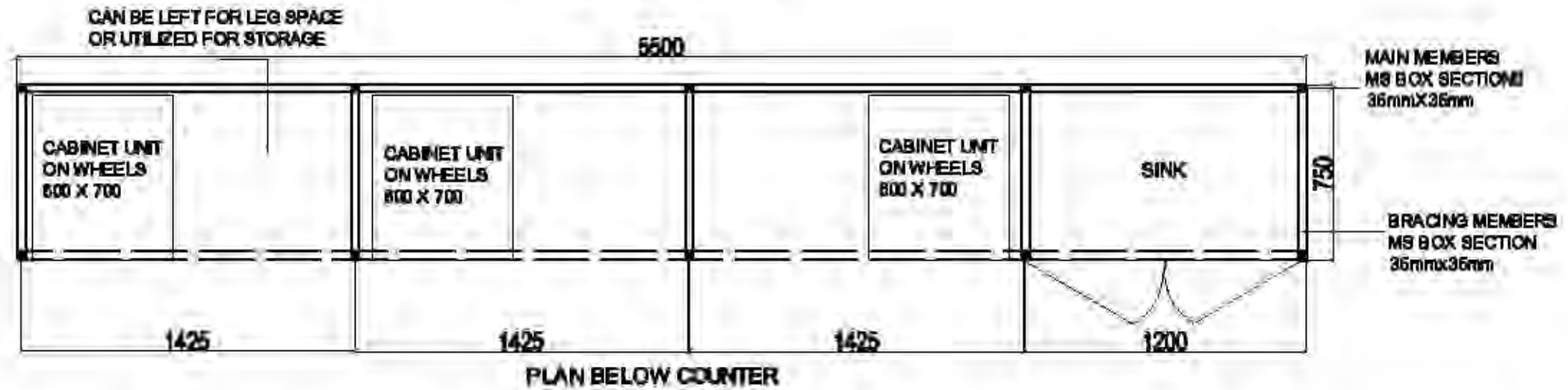
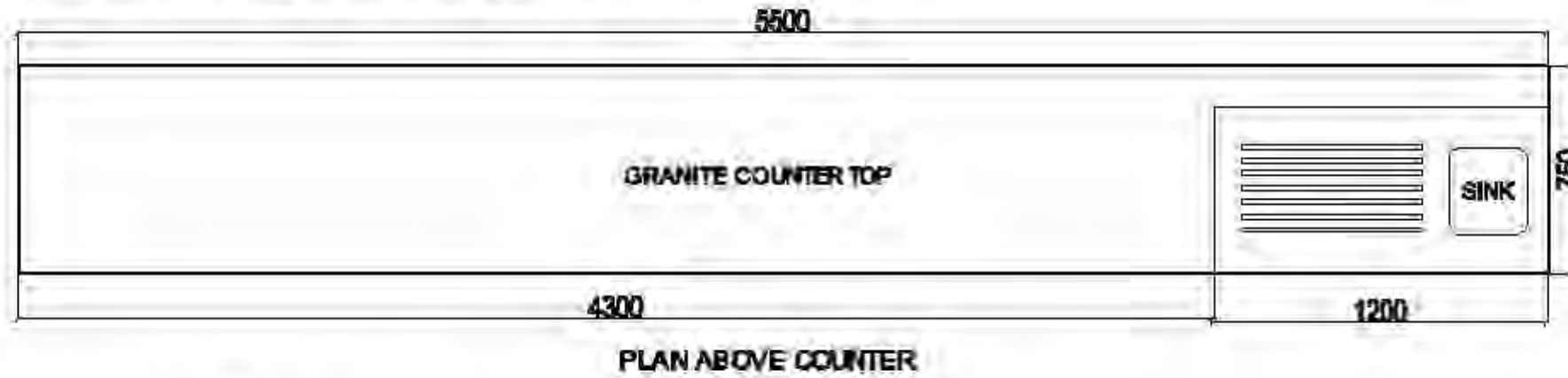
1. All specifications given in the tender document shall be followed.
2. Contractor shall submit fabrication shop drawings for approval before execution of work.
3. Contractor shall submit as-built final drawings after completion of work.

<p>PROJECT CONSULTANT</p>  <p>IL&FS CLUSTER DEVELOPMENT INITIATIVE LIMITED 1ST FLOOR, NTBCL BUILDING, TOLL PLAZA, DND FLYWAY, NOIDA - 201301, INDIA</p>	<p>CLIENT</p> <p>SPICES BOARD Ministry of Commerce and Industries, Govt of India</p>	<p>ASSOCIATE ARCHITECT & PLANNER</p>  <p>THE NOVARCH Architects & Engineers www.novarcharchitects.com E-470, Sector-14, CR Park, New Delhi-110018 Ph: 011-41928282</p>	<p>PROJECT TITLE</p> <p>QUALITY EVALUATION LABORATORY CUM TRAINING CENTER AT PLOT NO. EL - 194, MIDC TTC INDUSTRIAL AREA VILLAGE NAVI MUMBAI</p> <table border="1"> <tr> <td>FIRST ISSUE</td> <td>HT</td> <td>NG</td> <td>08-12-16</td> </tr> <tr> <td>REVISION</td> <td>DRAWN</td> <td>CHECKED</td> <td>DATE</td> </tr> </table>	FIRST ISSUE	HT	NG	08-12-16	REVISION	DRAWN	CHECKED	DATE	<p>DRAWING TITLE</p> <p>FURNITURE DETAILS-CHEMICAL CUPBOARD</p> <p>PURPOSE</p> <p>GOOD FOR CONSTRUCTION</p> <p>PROJECT No. AD/ND/166-2 DRAWING No. AD/158-2/37</p>	<p>SCALE @ A3</p> <p>N.T.S.</p> <p>DATE</p> <p>08-12-16</p> <p>REVISION</p> <p>-</p>
FIRST ISSUE	HT	NG	08-12-16										
REVISION	DRAWN	CHECKED	DATE										

LT-1 SECOND FLOOR

- DECONTAMINATION ROOM - 5.5M (ONE SINK UNIT)
- INCUBATOR ROOM - 5.5M (ONE SINK UNIT)
- MEDIA PREPARATION ROOM - 5.8 M (ONE SINK UNIT)
- BACTERIA CULTURE - 3.9 M (ONE SINK UNIT)
- INCUBATOR ROOM - 2.8M (ONE SINK UNIT)

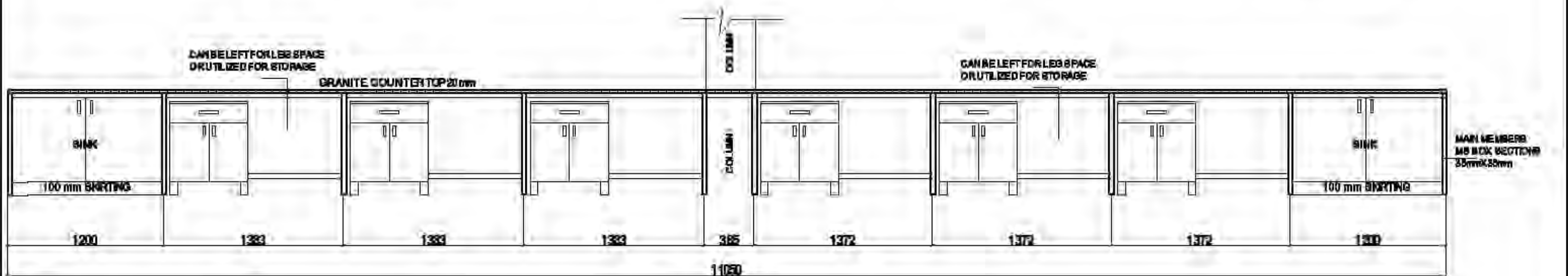
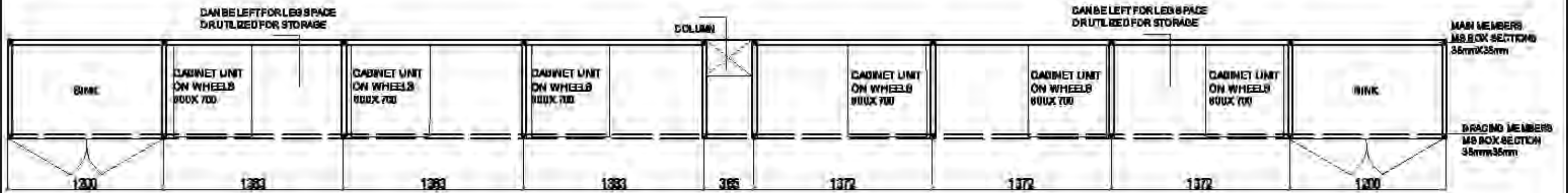
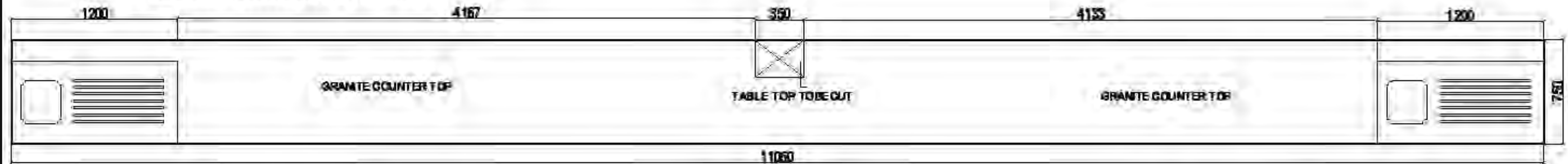
FIRST FLOOR
WET LAB - 8.5 M (ONE SINK UNIT)



- NOTES:**
1. All specifications given in the tender document shall be followed.
 2. Contractor shall submit fabrication shop drawings for approval before execution of work.
 3. Contractor shall submit as-built final drawings after completion of work.

PROJECT CONSULTANT	CLIENT	ASSOCIATE ARCHITECT & PLANNER		PROJECT TITLE	DRAWING TITLE	SCALE @ A3								
IL&FS CLUSTER DEVELOPMENT INITIATIVE LIMITED 1ST FLOOR, NITCCL BUILDING, TOLL PLAZA, DND FLYWAY, NOIDA - 201301, INDIA	SPICES BOARD Ministry of Commerce and Industries, Govt of India	THE NOVARCH Architects & Engineers www.novarchindia.com E-470, Sector 44, CR Park, New Delhi 110018 Ph: 011-41122292		QUALITY EVALUATION LABORATORY CUM TRAINING CENTER AT PLOT NO. EL - 194, MIDC- TTC INDUSTRIAL AREA VILLAGE NAVI MUMBAI	FURNITURE DETAILS- LT1- ONE SINK UNITS PURPOSE GOOD FOR CONSTRUCTION PROJECT No. AD/ND/158-2 DRAWING No. AD/158-2/99	N.T.S. DATE 08-01-16 REVISION -								
<table border="1" style="width: 100%; border-collapse: collapse;"> <tr> <td style="width: 15%;">FIRST ISSUE</td> <td style="width: 15%;">HT</td> <td style="width: 15%;">NG</td> <td style="width: 15%;">08-01-16</td> </tr> <tr> <td>REVISION</td> <td>DRAWN</td> <td>CHECKED</td> <td>DATE</td> </tr> </table>				FIRST ISSUE	HT	NG	08-01-16	REVISION	DRAWN	CHECKED	DATE			
FIRST ISSUE	HT	NG	08-01-16											
REVISION	DRAWN	CHECKED	DATE											

LT-1
SECOND FLOOR
SAMPLE STORAGE ROOM 11125mm



- NOTES:**
- All specifications given in the tender document shall be followed.
 - Contractor shall submit fabrication shop drawings for approval before execution of work.
 - Contractor shall submit as-built final drawings after completion of work.

PROJECT CONSULTANT
IL&PS CLUSTER DEVELOPMENT INITIATIVE LIMITED
1ST FLOOR, NIT&CL BUILDING, TOLL PLAZA, DND FLYWAY, NOIDA - 201301, INDIA

CLIENT
SPICES BOARD
Ministry of Commerce and Industries, Govt of India

ASSOCIATE ARCHITECT & PLANNER
THE NOVARCH
Architects & Engineers
www.novarcharchitects.com
E-470, Sector 28, CR Park, New Delhi 110018
Ph: 011-41922292

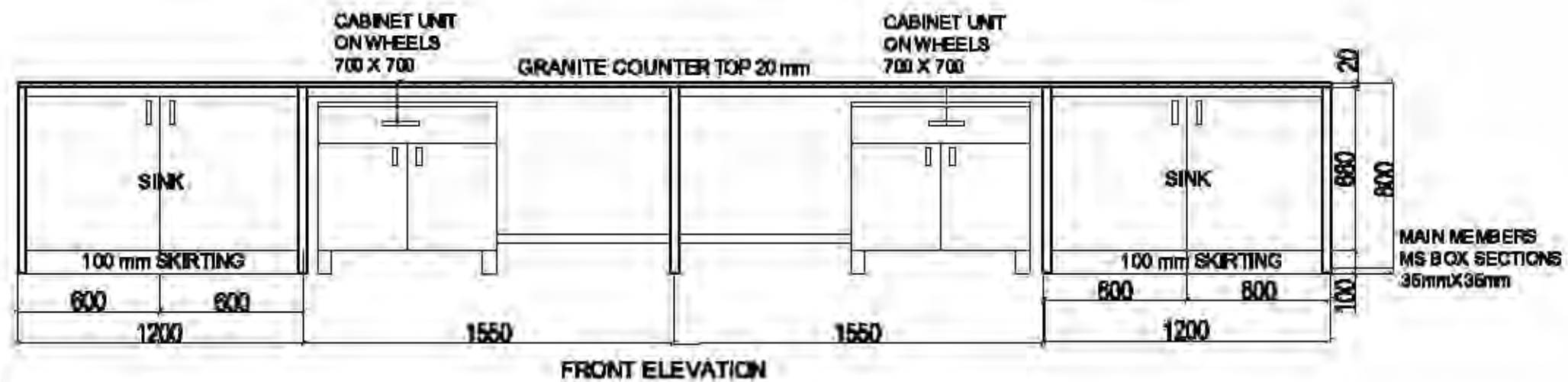
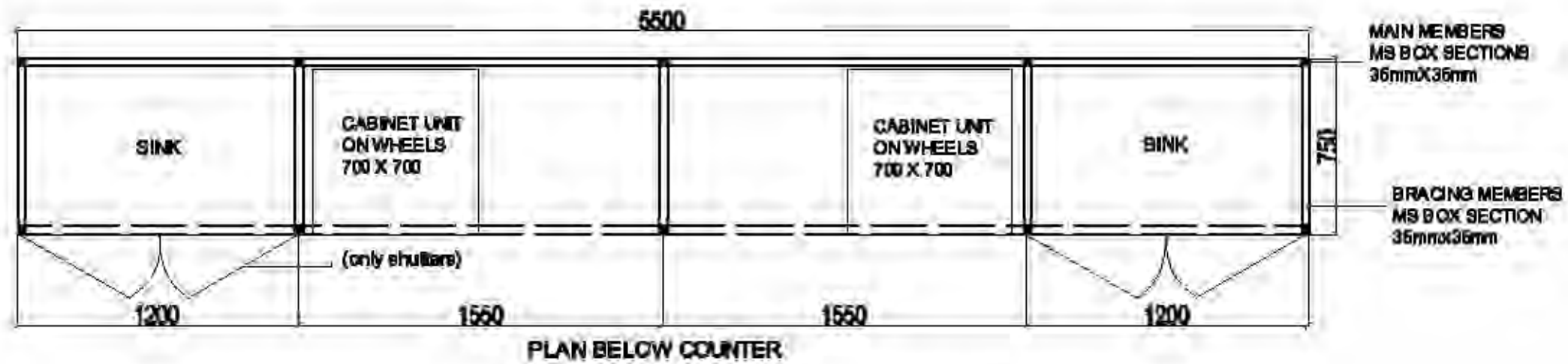
PROJECT TITLE			
QUALITY EVALUATION LABORATORY CUM TRAINING CENTER AT PLOT NO. EL - 194, MIDC TTC INDUSTRIAL AREA VILLAGE NAVI MUMBAI			
FIRST ISSUE	HT	NG	08-01-16
REVISION	DRAWN	CHECKED	DATE

DRAWING TITLE
FURNITURE DETAILS- LT1-TWO SINK UNITS A
PURPOSE
GOOD FOR CONSTRUCTION
PROJECT No. AD/ND/166-2
DRAWING No. AD/158-2/100

SCALE @ A3
N.T.S.
DATE
08-01-16
REVISION

LT-1

**SECOND FLOOR
STERILIZATION ROOM - 5.5M (TWO SINK UNITS)**



NOTES:

- All specifications given in the tender document shall be followed.
- Contractor shall submit fabrication shop drawings for approval before execution of work.
- Contractor shall submit as-built final drawings after completion of work.

PROJECT CONSULTANT



**IL&PS CLUSTER DEVELOPMENT
INITIATIVE LIMITED**
1ST FLOOR, NTBCL BUILDING,
TOLL PLAZA, DND FLYWAY,
NOIDA - 201301, INDIA

CLIENT

SPICES BOARD
Ministry of Commerce and Industries,
Govt of India

ASSOCIATE ARCHITECT & PLANNER



THE NOVARCH
Architects & Engineers
www.novarchindia.com
E-470, Sector-28, CRP Plot,
New Delhi-110018
Ph: 011-41282292

PROJECT TITLE

**QUALITY EVALUATION LABORATORY
CUM TRAINING CENTER AT
PLOT NO. EL - 194, MIDC-
TTC INDUSTRIAL AREA VILLAGE
NAVI MUMBAI**

DRAWING TITLE

**FURNITURE DETAILS- LT1-
TWO SINK UNITS B**

PURPOSE

GOOD FOR CONSTRUCTION

PROJECT No.
AD/ND/158-2

DRAWING No.
AD/158-2:100

SCALE @ A3

N.T.S.

DATE

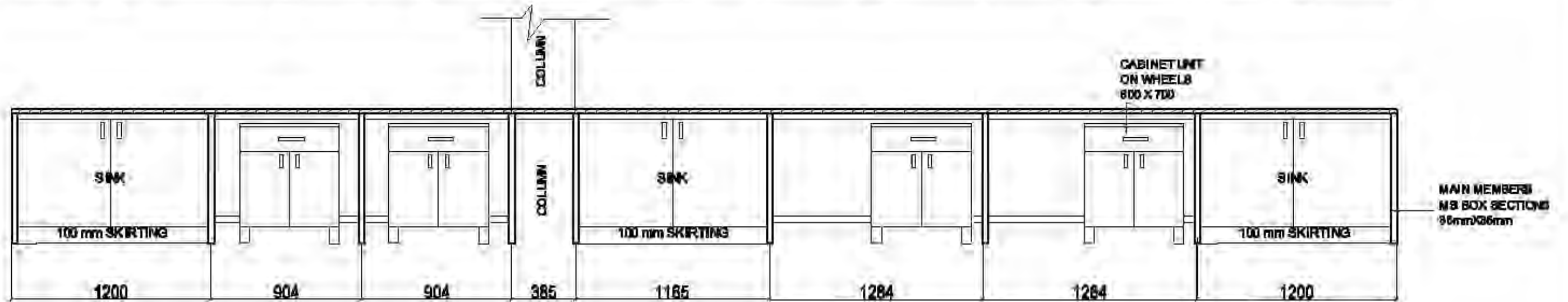
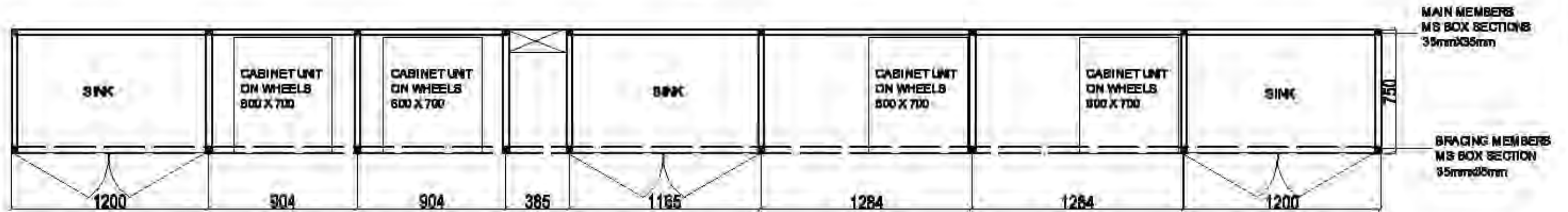
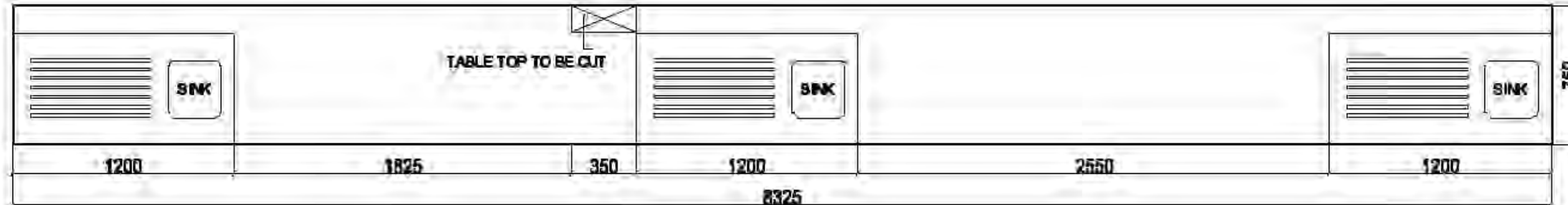
08-01-16

REVISION

-

FIRST ISSUE	HT	NG	08-01-16
REVISION	DRAWN	CHECKED	DATE

**LT-1 FIRST FLOOR
WET LAB - 8.3M (THREE SINK UNITS)**



- NOTES:**
1. All specifications given in the tender document shall be followed.
 2. Contractor shall submit fabrication shop drawings for approval before execution of work.
 3. Contractor shall submit as-built final drawings after completion of work.

PROJECT CONSULTANT
 **IL&FS**
 IL&FS CLUSTER DEVELOPMENT INITIATIVE LIMITED
 1ST FLOOR, NTBCL BUILDING, TOLL PLAZA, DND FLYWAY, NOIDA - 201301, INDIA

CLIENT
SPICES BOARD
 Ministry of Commerce and Industries, Govt of India

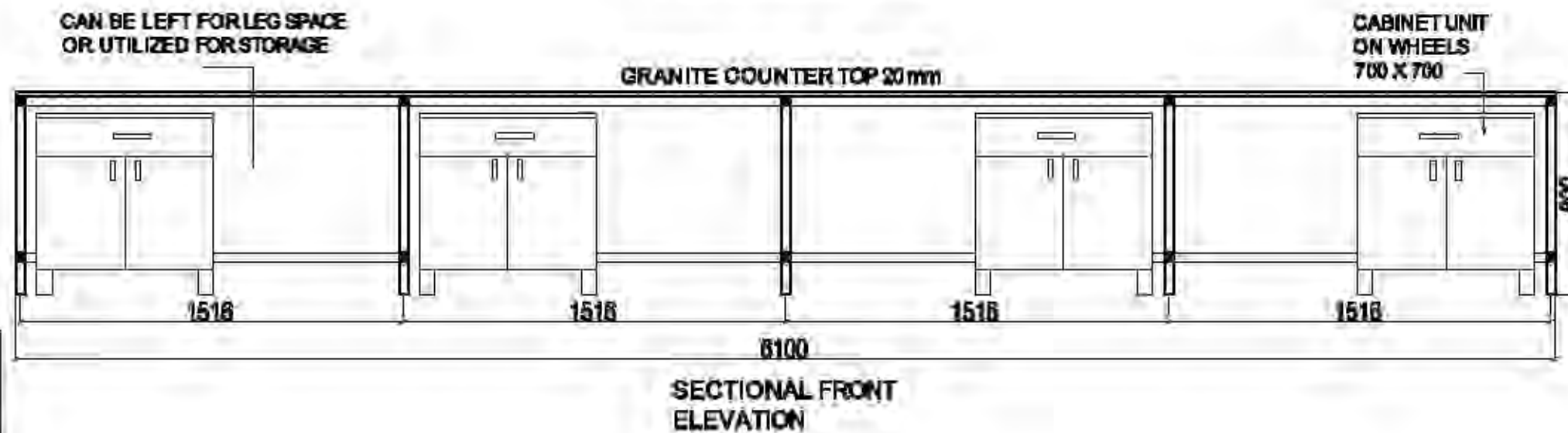
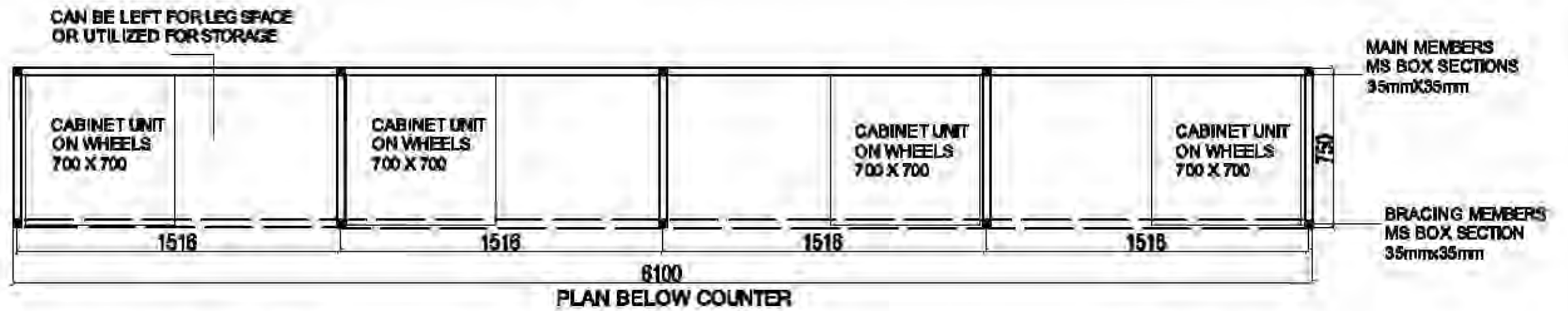
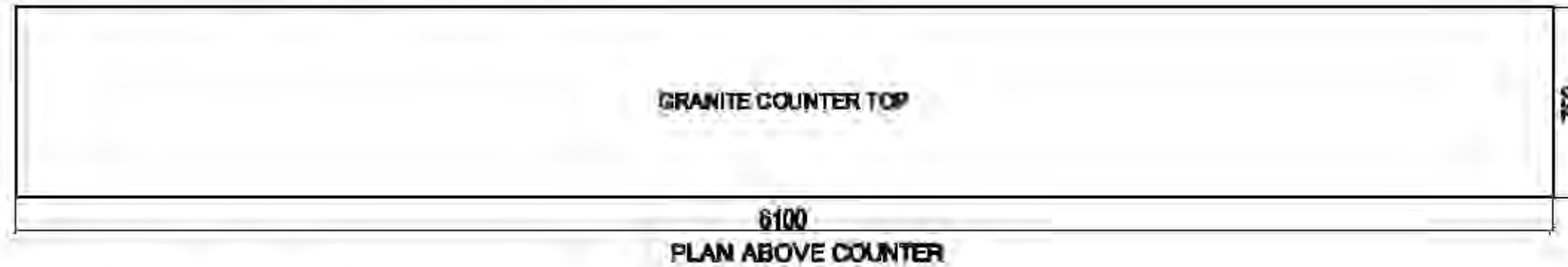
ASSOCIATE ARCHITECT & PLANNER
 **THE NOVARCH**
 Architects & Engineers
 www.novarchindia.com
 E-470, Sector-28, CRP, New Delhi-110018
 Ph: 011-41922292

PROJECT TITLE			
QUALITY EVALUATION LABORATORY CUM TRAINING CENTER AT PLOT NO. EL - 194, MIDC TTC INDUSTRIAL AREA VILLAGE NAVI MUMBAI			
FIRST ISSUE	HT	NG	08-01-16
REVISION	DRAWN	CHECKED	DATE

DRAWINGS TITLE
 FURNITURE DETAILS- LT1- THREE SINK UNITS
PURPOSE
 GOOD FOR CONSTRUCTION
PROJECT No. AD/ND/168-2
DRAWING No. AD/158-2:101

SCALE @ A3
 N.T.S.
DATE
 08-01-16
REVISION

LT-1 FIRST FLOOR
SAMPLE PREPARATION ROOM - 6.1 M (NO SINK UNITS)



NOTES:

1. All specifications given in the tender document shall be followed.
2. Contractor shall submit fabrication shop drawings for approval before execution of work.
3. Contractor shall submit as-built final drawings after completion of work.

PROJECT CONSULTANT

 IL&PS CLUSTER DEVELOPMENT INITIATIVE LIMITED
1ST FLOOR, NTBCL BUILDING, TOLL PLAZA, DND FLYWAY, NOIDA - 201301, INDIA

CLIENT

SPICES BOARD
Ministry of Commerce and Industries
Govt of India

ASSOCIATE ARCHITECT & PLANNER



THE NOVARCH
Architects & Engineers
www.novarchindia.com
E-470, Sector-18, CR Park
New Delhi-110019
Ph: +91-11-41928292

PROJECT TITLE

QUALITY EVALUATION LABORATORY CUM TRAINING CENTER AT PLOT NO. EL - 194, MIDC TTC INDUSTRIAL AREA VILLAGE NAVI MUMBAI

DRAWING TITLE

FURNITURE DETAILS- LT1- NO SINK UNITS

PURPOSE

GOOD FOR CONSTRUCTION

PROJECT No. AD/ND/158-2

DRAWING No. AD/158-2:102

SCALE @ A3

N.T.S.

DATE

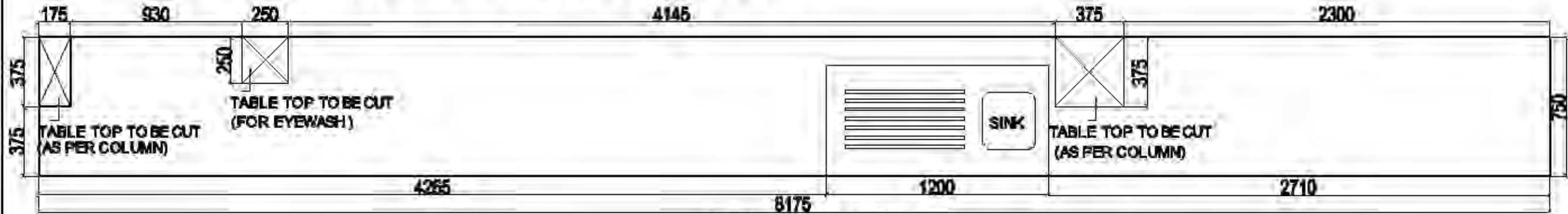
08-01-16

REVISION

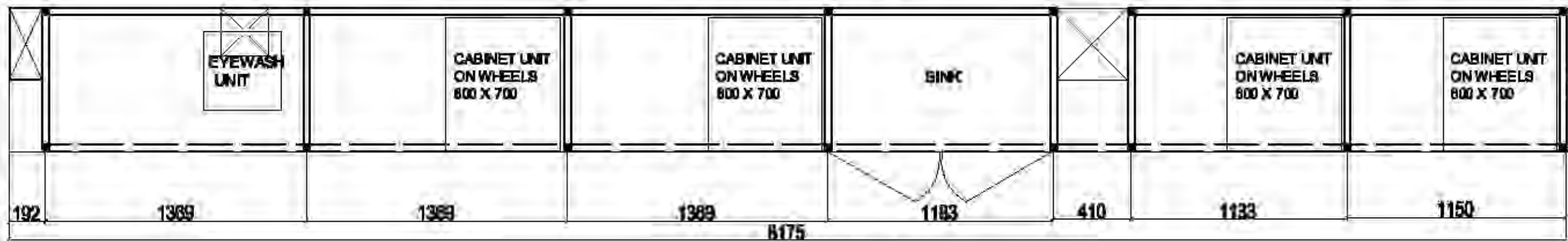
...

FIRST ISSUE	HT	NG	08-01-16
REVISION	DRAWN	CHECKED	DATE

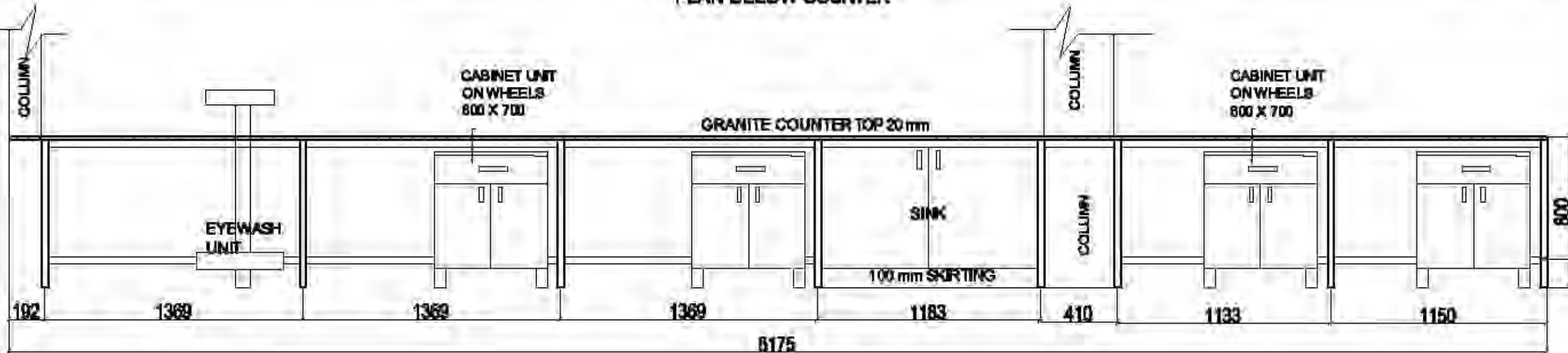
**LT-1 FIRST FLOOR
WET LAB - 8.175M (ONE SINK - ONE EYEWASH UNIT)**



PLAN ABOVE COUNTER



PLAN BELOW COUNTER



FRONT ELEVATION

NOTES:

1. All specifications given in the tender document shall be followed.
2. Contractor shall submit fabrication shop drawings for approval before execution of work.
3. Contractor shall submit as-built final drawings after completion of work.

PROJECT CONSULTANT
IL&PS CLUSTER DEVELOPMENT INITIATIVE LIMITED
1ST FLOOR, NTRCL BUILDING, TOLL PLAZA, DND FLYWAY, NOIDA - 201301, INDIA

CLIENT
SPICES BOARD
Ministry of Commerce and Industries, Govt of India

ASSOCIATE ARCHITECT & PLANNER
THE NOVARCH Architects & Engineers
www.novarchitects.com
E-470, Sector-18, CR Park, New Delhi-110019
PR:01-11-41920202

PROJECT TITLE QUALITY EVALUATION LABORATORY CUM TRAINING CENTER AT PLOT NO. EL - 194, MIDC TTC INDUSTRIAL AREA VILLAGE NAVI MUMBAI			
FIRST ISSUE	HT	NG	02-02-16
REVISION	DRAWN	CHECKED	DATE

DRAWING TITLE
FURNITURE DETAILS- LT1-ONE SINK AND ONE EYEWASH UNIT PURPOSE
GOOD FOR CONSTRUCTION
PROJECT No. AD/ND/168-2
DRAWING No. AD/158-2:107

SCALE @ A3
N.T.S.
DATE
02-02-16
REVISION
-

**SPICES BOARD, NAVI MUMBAI,
MAHARASHTRA**

**Quotation Document For
Supply, Installation, Testing &
Commissioning of 13 Passengers (capacity 884 Kg)
Lift for Quality Evaluation Lab and Training
Center Building of
M/s. Spices Board,
Govt. of India,
EL 184, TTC MIDC, Mahape,
Navi Mumbai**

**Tender No: Spices Board/QC/Lab Lift / 15-16/ 02
BID DOCUMENT**

.

Project Management Consultant

IL&FS cluster Development Initiative Limited

LIST OF CONTENTS

1. TERMS & CONDITIONS
2. SPECIAL CONDITIONS
3. GUARANTEE PROFORMA
4. LIST OF INDIAN STANDARDS
5. LIST OF ACT / BYE-LAWS
6. SPECIFICATION FOR PASSENGER LIFT
7. SPECIAL FEATURES
8. APPENDIX-V-TECHNICAL PARTICULARS TO BE FURNISHED BY QUOTATIONER
9. SCHEDULE OF RATES
10. TECHNICAL SPECIFICATIONS
11. ABSTRACT OF COST
12. LIST OF APPROVED MAKES

TERMS & CONDITIONS

- i) Quotations are invited by M/s. Spices Board Ministry of commerce and Industries (Govt. Of India), Banking complex II, 3rd Floor, Sector 19 A, Turbhe, Vashi, Navi Mumbai, 400703, India. From the eligible agencies for the work of Supply, Installation, Testing & commissioning of 13 Passengers (Capacity 884 Kg) 5 floors, Lift.
- ii) The Quotation form comprises of 'Terms and Conditions', 'Special Conditions', Appendix I to V', 'Technical Specifications' & 'Schedule of Quantities' etc.
- iii) The Quotationers are advised to submit their quotation after carefully examining 'Terms and Conditions', 'Special Conditions', 'Appendix I to V', 'Technical Specifications' & 'Schedule of Quantities' Etc.
- iv) The registered name and address of the agency along with telephone, fax, e-mail number, if any, should be furnished.
- v) The Quotationers are advised to visit and examine the site/building of works and its surroundings and obtain for themselves on their own responsibility all information that may be necessary to prepare their quotation. The cost of any such visit shall be entirely at the Questioner's own expense and nothing extra is admissible on this account.
- vi) The rate quoted by the agency should be inclusive of all statutory taxes such as, Excise Duty, Sales Tax, Freight, Insurance, Octroi, Etc. if any and nothing extra is payable on this account.
- vii) Deleted.

A demand draft of Rs. 1,000/- (Rupees Five Hundred Only) towards non-refundable tender fee An amount of Rs. 50,000/- as EMD amount is to be deposited in the form of DD/Pay Order favoring M/s. Spices Board, along with the quotation documents.

The Earnest Money of unsuccessful Quotationers will be refunded after the award of work to successful quotation.

viii) The earnest money of the successful Quotationers will be retained as security deposit and shall be refunded after completion of free Maintenance Period of 1 year from the date of satisfactory completion of works.

ix) The Quotationers should furnish the list of works executed by the firm & the financial statement/ balance sheet for last three years.

x) The Quotationers should furnish a copy of PAN No., Tin No, Sales Tax No., and PF No. Service Tax No. as applicable. The Quotationers should also furnish Income Tax clearance Certificate (ITCC) for the previous years.

In case PF No. is not furnished, the selected Quotationers shall be required to provide declaration in Performa 36 B with PF challan for employees deployed for this assignment.

xi) Each page of the 'Terms and Conditions', 'Special Conditions', 'Appendix I to V', 'Technical Specifications' & 'Schedule of Quantities' Etc. should be duly stamped, signed and dated by the agency while submitting their offer.

xii) Completed quotations in all respects placed in a SEALED COVER super scribed

Quotation Document For Supply, Installation, Testing & Commissioning of 13 Passengers (capacity 884 Kg) Lift for Quality Evaluation Lab and Training Center Building of
M/s. Spices Board, Govt. of India, EL 184, TTC MIDC, Mahape, Navi Mumbai.,

And should be submitted to,

Director,
M/s. Spices Board,
Ministry of Commerce and Industries, Govt. of India,
Banking Complex II, 3rd floor, sector 19 A, Turbhe, Vashi,
Navi Mumbai, - 400703

xiii) The last date for receipt of completed quotation 26/02/2016 till 16.00 PM.

xiv) The Pre-bid meeting is scheduled on 19.02.2016 at 14.00 Hrs. At Office of The Spices Board, at Navimumbai.

The Quotations will be opened at 16.00 PM hours on 26/02/2016

At the office of M/s. Spice Board,
Ministry of Commerce and Industries, Govt. of India,
Banking Complex II, 3rd floor, sector 19 A, Turbhe, Vashi,
Navi Mumbai, - 400703

In the presence of Quotationers or their representatives, who may wish to be present on the occasion.

xv) No consideration will be given to the quotation received after the stipulated time and no request for extension will be allowed/entertained for submission of the quotations. Any quotation received by fax/e-mail will not be accepted and shall be outrightly rejected.

xvi) Conditional quotations received from any agency shall be rejected straight away.

xvii) Director, M/s. Spice Board does not bind itself to accept the lowest quotation and reserves the right to reject any or all other quotations received without assigning any reasons thereof.

xviii) The quotation shall remain valid and open for acceptance for a period of 90 days from the date of receipt of completed quotation.

xix) The 'Terms and Conditions', 'Special Conditions', 'Appendix I to V', 'Technical Specifications' & 'Schedule of Quantities' Will form part of Work Order to be issued by M/s. Spices Board.

xx) The date of start of work shall be reckoned from the next day after the date of issue of Work Order by Director, M/s. Spices Board. The work should be initiated latest by this day.

xxi) The Work Order, if issued to any agency, shall be cancelled without any reference to the agency, if the works to be organized within the deadline specified at S. No. xx above is not adhered. Further, Director, M/s. Spices Board will be at liberty to forfeit the Earnest Money in Part or full in case the deadline specified in S.No. xx above is not adhered.

xxii) The agency should quote firm rates inclusive of all taxes /duties, transportation, approval, etc. and no hike in rates will be granted on account of any reasons, whatsoever.

xxiii) The work or any part of the work will not be assigned or sublet to any other agency, without the written consent of Director, M/s. Spices Board.

xxiv) If at any time after commencement of the work, Director, M/s. Spices Board shall for any reason whatsoever not require the whole of the work as specified in the Schedule of Quantities to be carried out, Director, M/s. Spices Board shall have the right for the curtailment of the work as originally provided in the Schedule of Quantities. The contractor shall have no claim to any profit or advantage which he might have derived from the execution of this work in full, but which he could not derive in consequence of the full contract not having been carried out.

xxv) The Escalation shall not be payable for any reasons, whatsoever. The prices quoted shall be firm and final during the currency of the contract.

xxvi) Deleted.

xxvii) Settlement of Dispute & Arbitration

- a) In the event of any question, dispute And/or difference whatsoever arising under This Agreement or in connection there with including any question to existence, meaning and interpretation of any clause of this Agreement or any alleged breach thereof, the same shall be settled as far as possible by mutual discussions and consultations between the parties to this Agreement.
 - b) In the event of any question dispute and/or difference remains unresolved after exercising the option at clause-xxvii (a); the issue will be settled, as far as possible by Director, M/s. Spices Board.
 - c) Any dispute not resolved by Director, M/s. Spices Board, shall be settled through arbitration duly appointed by Director, M/s. Spices Board as per Arbitration and Conciliation Act 1996 or statutory modification or re-enactment thereof and rules made there under and for the time being in force shall apply to the Arbitration proceedings under this clause.
- i) Arbitration cost will be borne jointly & equally by both parties to the Agreement.
- ii) For settlement of any dispute between the parties as may not be Resolved through the provisions in clauses- xxvii (a) to (c) and as may Eventually have to have recourse to a court of law, the same shall be

Under the jurisdiction of the courts at Navi Mumbai.

The language for the Arbitration shall be in English.

xxviii) The contractor shall be governed as per the provision of the Contract Labour (Regulation and Abolition) Act, 1970, and of the Contract Labour (Regulation and Abolition) Central Rules, 1971 & any other amendments issued thereof.

xxix) The tax at source & other deductions, if any as per the statutory requirements shall be deducted as per the Government of India's Norms as applicable from time to time.

xxx) The successful agency is responsible to pay compensation for any Injuries and damage of persons, property, animals or things, within or outside the site, arising out of his operations or of any sub-agency, nominated or otherwise or out of any actions of his employees, agents or representatives. M/s. Spices Board shall not bear any cost whatsoever on this account.

xxxii) The time period stipulated for completion of work is 45 days reckoned from the Next day after the date of issue of Work Order by M/s. Spices Board.

xxxii) Payment terms,

The payment to the agency shall be regulated as below :

S.No	Stages of Works	Percentage Payable {On Awarded Cost}
i)	An advance amount on signing of an Agreement and against submission of equivalent amount of Bank Guarantee from a Nationalized Bank.	20%
ii)	On receipt/delivery of materials at site (Bank Guarantee, as received at S.No. (i) above will be released after receipt of complete materials at site).	60%
iii)	On successful installation, testing/completion, commissioning and handing over of the lift along with all test certificate/warranty certificate of All equipments.	10 %
iv)	On submission of Lift License issued by Lift Inspectorate	10%

The payments of the work will be released to the agency in reasonable time not exceeding fifteen working days from the date of receipt of bills at Office of M/s. Spice Board, Cochin. After certification by IL&FS Project Management Consultant, Mumbai.

M/s. Spice Board on request of the contractor may release an amount upto 60% of the amount of initial scrutiny as far as admissible within 07 days of the receipt of contractors running account bill. The balance amount of the bill shall be released within fifteen (15) days of the release of initial scrutiny amount. The decision of M/s. Spice Board in the matter of release of advance amount shall be final & binding.

xxxiii) Security Deposit

The security deposit shall be deducted @ 5% of the gross amount of each running bill till the sum along-with the sum already deposited as earnest money, will amount to security deposit of 5% of the quoted value of the work. The security deposit shall be released to the agency on satisfactory completion of the work i.e. after completion of Free Maintenance Period of 1 year from the date of handing over.

xxxiv) Submission of Bank Guarantee towards warranty

Bank Guarantee equivalent to 5% of the contract value shall be submitted towards warranty which shall remain valid for a period of 1 year from the date of handing over.

xxxv) Compensation for delay

If the agency fails to complete the assigned job with the specified time period then the agency is liable for compensation @ 0.2% per day of delay of the total quoted cost to be computed on per day basis. Provided always that the total amount of compensation for delay to be paid under this condition shall not exceed 10% of the Quoted Value of Work.

xxxvi) Extra Items/Substituted Items.

In case the extra items/substituted items has been cropped up, the same shall be processed as per the rates specified in the DSR 2015/latest electrical DSR. For the items not specified in the DSR-2013/ latest electrical DSR, the same shall be process

as per the prevailing market rates after submission of original copy of the receipt/vouchers for the materials purchased by the contractor. The payment for extra Items shall be paid @ 50% on the rates submitted by the contractor till the rates are finally approved by M/s. Spices Board.

xxxvii) Environment & Health Safety

The agency while executing the assignment should considered all environmental & health safety precautions so as to abide as per the norms prescribed in the IS standard or any other statutory regulation.

xxxviii)

Deleted.

xxxix)

The agency to submit Environmental Protection measures being undertaken at its premises for production of items.

xi)

The supplier to submit Environmental Policy/Consents for prevention of pollution for Air, Water & authentic of hazardous waste if available.

SPECIAL CONDITIONS

1. GENERAL STANDARDS –

These standards are intended to describe a quality elevator system using all new equipment, parts, materials, components installation, and service techniques. This is a lump sum contract. Any item which is essential for the completion of the job but inadvertently not mentioned in the Schedule of Quantities shall have to be executed by the vendor within the quoted rate.

1.1 Standards and Design Criteria—

The following elevator standards and design criteria are for the guidance of the elevator system Quotationer in understanding features and facilities, and the quality of after sales services required for the Project.

The successful contractor shall regard these standards and specifications describing a complete, functioning system with necessary intelligence, flexibility and riding comfort provided herein.

Nothing in these specifications shall be taken to state or imply “work by Others’ except where specifically so mentioned. The Quotationer shall, at the time of quotation, clearly indicate features and facilities, which he is unable to provide or modifications or any alternate system he wants to offer. Such features & facilities shall be clearly identified at the time of submitting his offer.

The cost of such items for materials, equipment, and labour shall also be identified separately.

2. GOVERNING CODES AND PERMITS.

2.1 Code (Imported Equipment)

Elevator equipment shall be furnished and installed in accordance with A.N.S.I. / A.S.M.E. A17.1/CENEN 81-1 Japanese Codes including latest supplement. The Elevator Quotationers shall inform the owning Company of any intended or required variations from the code requirements described above.

No degradation of ANSI/ASME/CENEN 81-1 requirements is acceptable simply on the basis of the local code requirement. It is acceptable only when the ANSI/ASME/CENEN 81-1 code is in direct conflict with local code requirements and where the latter is more stringent than the former.

2.2 Code (Local Equipment)

Elevator equipment shall comply with the following codes including latest modifications / additions / alterations, if any.

- a. Code of Practice for installation, operation and maintenance of electric passenger and good lifts. IS: 14665:2000.
- b. List of Indian Standards mentioned in Appendix-III.
- c. List of Acts / Bye-Laws mentioned in Appendix-IV.

2.3 Permits and Inspections.

The successful Quotationer shall obtain all permits / license at their cost and pay for any and all fees required for the inspection, approval and commissioning of their installation and the license shall be in the name of Director, M/s. Spices Board.

All costs associated with obtaining necessary permits should be included in the price.

3. PROJECT EXECUTION AND MANAGEMENT

The successful contractor shall ensure that senior planning and erection personnel from its organization are assigned exclusively for this project. The successful contractor shall appoint one senior supervisor posted at site on full time basis.

4. GUARANTEE, MAINTENANCE

4.1 Guarantee.

The successful contractor shall guarantee all equipment parts, materials and workmanship furnished for the installation. The contractor warrants replacing for a period of 12 months from the date of acceptance.

All failed parts or parts exhibiting unusual wear and tear during guarantee period shall be replaced without any cost to the M/s. Spices Board. Such replacement shall be factory approved new, equal or better than original.

All labour, tools, materials, transportation, insurance, etc. required in performance of guarantee work shall be at the successful contractor's expense.

4.2 Maintenance

The successful contractor shall maintain the elevator system in a first class and safe manner during guarantee period. Such maintenance shall be for the entire elevator system except when failure occurs due to work performed by others. Responsibility essentials daily inspection by the supervisor / technician and unlimited call back service including nights, weekends and holidays.

Apart from the above this maintenance shall include 1 (one) visit by Engineer per week for the first 6 months from the date of acceptance of the elevator system. Call back service shall be provided for emergencies, and responded within 2 hrs.

Engineer's visits for the next six months shall be not less than 1 (one) visit every per fortnight with visit timings adjusted so as not to coincide during regular working hours period with the busiest usage period. Call back service shall be responded within 2 hours. Emergency call back service for trapped passengers shall be responded to within 10

Minutes. There shall be no compensation for call back service regardless of the hour/day, etc.

The successful contractor shall maintain the elevator system in a professional, first class manner and keep and maintain elevator motor room and equipment in a neat workman like order.

The successful contractor shall anticipate demand on supplies and parts and keep an inventory of a reasonable number of spare parts, at their own cost, on site in a self-provided lockable metal cabinet.

5. DRAWINGS.

Before commencing work, the contractor shall prepare and submit all drawings for lift in required number necessary to show the general arrangement and details of lift installation, electrical, etc. to M/s. Spices Board.

Maximum headroom and space conditions shall be maintained at all points. Where headroom appears inadequate, the successful contractor shall notify to the authorized appointed by M/s. Spice Board, Before proceeding with the installation. In case installation is carried out without notifying, the work shall be rejected and successful contractor shall rectify the same at his own cost.

The successful contractor shall examine all architectural, structural and other services drawings before starting the work. Any changes found essential to coordinate installation of his work with other services and trades, shall be made with prior approval of the Project Manager, M/s. Spices Board without additional cost to the Owner. The data given in the drawings and specifications is as exact as could be procured, but its accuracy is not guaranteed.

The vendor shall provide catalogue for Hall level indicators to be provided in the landings as well in the lift car. The final selection for the same shall be carried by the Consultant/ M/s. Spice Board during execution.

Shop drawings shall be submitted for approval sufficiently in advance of planned delivery and installation of any material to allow Consultant / Architect ample time of scrutiny. No claims for extension of time shall be entertained because of any delay in the work due to his failure to produce shop drawings at the right time, in accordance with the Approved program.

Manufacturer's drawings, catalogues, pamphlets and other documents submitted for approval shall be in four sets. Before supply & installation of lift or lift accessories, agency shall submit samples to Architect/ consultant appointed By M/s. spices Board.

6. PAINTING.

All exposed metal work furnished under these specifications, unless otherwise specified, shall be shop and properly painted. Shop coats of paint that have become marred during shipment or erection, shall be cleaned off with mineral sprits, wire brushed and spot painted over the affected areas, then coated with enamel paint to match the finish over the adjoining shop painted surface.

7. STRUCTURAL REQUIREMENTS

The successful contractor shall clearly indicate the structural and electrical requirements for the installation of elevators. Machine room, shaft and pit shall be provided by the M/s. Spice Board. Other preparation work and all items of supply and installation in

The hoist way shall be the responsibility of the successful contractor.

8. EXCLUSIONS

Any items excluded from the offer, but functionally required, shall be clearly defined and listed by the successful contractor, giving description of the items, quantity and estimated

Cost and the reason for excluding the items.

9. TOOLS AND TACKLES

All tools, tackles, supports, scaffolding and staging etc. required for erection and assembly of the equipment and installation covered by the contract shall be provided by the successful contractor himself. In addition, all other materials such as foundation bolts, nuts, etc., required for the installation of the equipment shall also be provided by the successful contractor at his cost.

10. TESTING AND HANDING OVER

i) The successful contractor shall carry out test run of the installation in the presence of representatives of M/s. Spice Board to establish satisfactory functioning of the installation.

ii) The Installations shall be handed over to the Project Manager after satisfactory testing along with six sets of completion documents each consisting of:

- a) Detailed equipments data and catalogues.
- b) Manufacturer's maintenance chart including check chart and Lubrication chart.
- c) Set of "AS INSTALLED DRAWINGS" showing layouts, equipment details, electrical power & control wiring diagrams etc.
- d) Test Certificates for major equipments.
- e) All the necessary/statutory approval from commencing to commissioning of lift to be obtained from Chief Inspector of Lift or other authorities.

f) Certificate from the Project Manager that the successful contractor has cleared the site of all debris and litter caused by them during the Construction and made up all damages, if any, done by them for the buildings/ equipments.

iii) Submission of the above documents shall form a pre-condition for the final acceptance of the installation and final payment.

11. SAFETY PRECAUTIONS.

i) A competent and authorized supervisor/Erector shall be on the site whenever the successful contractor men are at work. The supervisor/Erector should ensure that all plant and machinery used on the site are rendered safe for working and meet with the Indian or International safety standards applicable for the use and Operation of such machinery. The supervisor/erector should also ensure that the workmen at site are made to use safety appliances such as safety belts, life lines, helmets, etc.

ii) It is entirely the responsibility of the successful contractor to practice the principles of 'SAFETY FIRST' during the entire tenure of work with adequate insurance covering injury or death to workmen, loss by theft or damage to materials and property and third party.

iii) The successful contractor should clear the site of all debris every day to avoid accidents. In case this is not done, the Owner may engage necessary labor to maintain the cleanliness of the premises and removal of debris and recover all or part of the expenditure so incurred from the successful contractor.

iv) Successful contractor shall at his own cost ensure that all of his personnel, employees, workmen and other associated persons working with him at site are adequately insured as per labour laws and statutory provisions. The successful contractor shall be responsible for all injuries/damages to men, materials and properties etc., which may arise from the operations or negligence of himself and/or his sub- contractor and indemnify M/s. Spices Board for all such expenses, which shall be Solely to successful contractor's own account.'

v) Provision shall be made during construction for proper guarding and protection of hoist way and temporary barricading of hoist way entrances to be done by the successful contractor.

12. STORAGE AT SITE

The successful contractor shall have to make his own arrangements for accommodation of staff, safe custody of materials, etc.

13. WORK BY OTHER AGENCIES

The following associated civil and electrical work is being carried out by M/S. Spices Board through other Agencies:

- a) Machine Room: As per Drawing and actual site condition.
- b) Hoist Way: As per Drawing and actual site condition.
- c) Door Opening: As per Drawing and actual site condition.
- d) Power supply shall be provided by M/s. Spices Board for installation of lift. Except for items of exclusion mentioned above, all items/materials/equipments required for completion and functioning of the installation in all respect are deemed to be included in the scope of this work whether specifically mentioned or not.

14. MISCELLANEOUS.

The following shall be in the scope of the elevator successful contractor and it shall be his responsibility to arrange the items in order to complete the installation.

1. M S Scaffolding.
2. All minor buildings works such as chipping of surfaces, cutting and finishing of walls/floors/partitions etc. shall be responsibility of lift successful contractor.
3. All minor buildings works such as chipping of surfaces, cutting and finishing of walls/floors/partitions etc. shall be responsibility of lift successful contractor.
4. All steel items included except architraves foundation & support and lifting hook in the machine room.
5. Stainless Steel Jamb Panel & sill Angles.

15. QUALITY ASSURANCE PROGRAM & TEST PROCEDURE FOR ACCEPTANCE

Following test procedures shall be carried out prior to acceptance of elevator system:

- a) Test to determine that the insulation resistance between power and control lines and earth is as per specified IS codes.
- b) Test to determine that the earthing of all conduit, switch, casings and similar metal works is continuous and of low resistance.
- c) Test to determine that the motor, brake, control equipment and door locking devices and limit switches function correctly.
- d) Brake to be tested to check whether it can sustain a car at rest with 25% of contract load.
- e) Test to determine that the lift car raises and lowers rated load.
- f) Test to determine that the lift car achieves the contract speed.
- g) Test to determine that the safety gear stops the lift with the rated load.
- h) Test for rated power against actual power consumption under full load.
- i) Check for current drawn by each elevator during starting and full load operation.
- j) Sound level check for motors.
- k) Visual inspection for all components.

Besides the above, successful contractor shall submit his standard quality assurance program and test acceptance procedures for reference of Project Manager / Services Consultant.

16. COMPREHENSIVE MAINTENANCE

The successful contractor may be required to carry out all inclusive maintenance of the entire system for a period of five years beyond the free maintenance period of 1 year. The

Successful contractor shall quote for the comprehensive maintenance as per Sub-head II of the schedule of work.

The award of work & Agreement for the same is carried out separately. The same shall not be considered for the purpose of evaluation of the quotation.

Scope

The AMC shall cover all the items installed by the successful contractor including consumable like gaskets, rings, broken / damaged parts, etc.

17. INSPECTION AND TESTING

The Owner shall carry out inspection and testing at manufacturer's works for item elevators for this contract. No equipment shall be delivered without prior written confirmation from Consultant/ Architect appointed by the M/s. Spices Board.

The Quotationer shall provide all necessary instruments and labour for testing, shall make adequate records of test procedures and readings, shall repeat any tests requested by the Consultant/Architect and shall provide test certificate signed by a properly authorized person.

If it is proved that the installation or part thereof is not satisfactorily carried out, then the Quotationer shall be liable for the rectification and retesting of the same as called for by the Consultant/Architect whose decision as to what constitutes a satisfactory test shall be final.

18. INSURANCE

The successful Quotationer shall at his own expense, arrange for insurance policies, such as workmen compensation policy and Contractor's All Risk Policy in the amount of the Contract effective from the date of commencement of work until final completion, against
All of the following risks.

- i) Injuries and damage of persons, property, animals or things, within or outside the site, arising out of his operations or of any sub-contractors,

- nominated or otherwise or out of any actions of his employees, agents or representatives.
- ii) Injuries to his or any sub-contractor employees.
 - iii) Damage to or loss of property, equipment, and materials at site, of the Owner, Contractor and all sub-contractors, as a result of natural causes such as lightning, storm, flood, rain, fire, earthquake, explosion, landslide, etc
 - iv) Damage and injuries to persons, property and materials arising out of riot and civil commotion, theft, sabotage malicious acts, terrorist activities, etc.
 - v) No certificate of payment shall be issued by the consultant/Architect if the contractor fails to arrange for total insurance cover.
 - vi) The contractor shall reinstate in a manner approved by the Project Manager, all damage of every sort entirely at his cost, so as to deliver up to the Owner the whole of the works complete and perfect in all respects and so certified by the consultant/Architect.
 - vii) The contractor shall reinstate in a manner approved by the Consultant/Architect, all damage of every sort entirely at his cost, so as to deliver up to the Owner the whole of the works complete and perfect in all respects and so certified by the consultant/Architect and also be made good or otherwise satisfy all clause for damage to property of third parties.
 - viii) The contractor shall be responsible for anything within his control and for all risks and consequences, which are not included in the purview of the insurance policies.
 - ix) The insurance shall be extended until final completion.
 - x) The contractor undertakes not to cancel any insurance policy or reduce its scope without the written consent of the consultant/Architect.

19. EARNEST MONEY (SECURITY MONEY)

19.1 While submitting Technical bid, the BIDDER shall deposit an amount of Rs. 50,000/- as Earnest Money / Security Deposit, with the M/s. Spices Board through any of the following instruments:

- (i) Account Payee Bank Draft or a Pay Order in favour of M/s. Spices Board, Govt. of India.
- (ii) A confirmed guarantee by an Indian Nationalized Bank, promising payment of the guaranteed sum to the M/s. Spices Board on demand within three working days without any demur whatsoever and without seeking any reasons whatsoever. The demand for payment by the M/s. Spices Board shall be treated as conclusive proof of payment.
- (iii) Any other mode or through any other instrument (to be specified in the Bid Document).

19.2 The instrument for Earnest Money / Security Deposit made shall be valid up to the specified period and the bidder shall be liable keep the said instrument valid for such extended period as the case may be for satisfactory performance of the terms of Tender above the referred till the complete conclusion of the contractual obligations to the complete satisfaction of both the BIDDER and the M/s. Spices Board, including warranty period, whichever is later.

19.3 In case of the successful BIDDER a clause would also be incorporated in the Article pertaining of performance Bond in the corresponding contract governing such agreement that the provisions of sanctions for violation shall be applicable for encashment of the performance Bank Guarantee deposited to wards forfeiture of said amount in case of a decision by the M/s. Spices Board to forfeit the same without assigning any reason for imposing such sanction.

19.4 No interest shall be payable by the M/s. Spices Board to the BIDDER on Earnest Money/Security Deposit for the period of its currency.

20. SANCTIONS FOR VIOLATIONS

20.1 Any breach of the aforesaid provisions by the BIDDER or any one employed by it or acting on its behalf (whether with or without the knowledge of the (BIDDER) shall entitle the M/s. Spices Board to take all or any one of the following actions, wherever required:

- (i) To immediately call off the pre contract negotiations without assigning any reason or giving any compensation to the BIDDER. However, the proceedings with the other BIDDER(s) would continue.
- (ii) The Earnest Money Deposit (in pre-contract stage) and/or Security Deposit / Performance Bond (Bank Guarantee) (after the contract is signed) shall stand forfeited either fully or partially, as decided by the M/s. Spices Board and the BUYER shall not be required to assign any reason therefore.
- (iii) To immediately cancel the contract, if already signed, without giving any compensation to the BIDDER.
- (iv) To recover all sums already paid by the M/s. Spices Board, and in case of an Indian BIDDER with interest thereon at 2% higher than the prevailing Prime Lending Rate of State Bank of India, while in case of a BIDDER from a country other than India with interest thereon at 2% higher than the LIBOR as the case may be. If any outstanding payment is due to the BIDDER from the M/s. Spices Board in connection with any other contract for any other stores or on any account whatsoever and by whatsoever name

- called, such outstanding payment could also be utilized to recover the aforesaid sum and interest there to.
- (v) To encash the advance bank guarantee and performance bond/warranty bond, if furnished by the BIDDER, in order to recover the payments, already made by the M/s. Spices Board, along with interest.
 - (vi) To cancel all or any other Contracts with the BIDDER. The BIDDER shall be liable to pay compensation for any loss or damage to the M/s. Spices Board resulting from such cancellation /rescission and the M/s. Spices Board shall be entitled to deduct the amount so payable from the money(s) due to the BIDDER.
 - (vii) To debar the BIDDER from participating in future bidding processes of the Government of India for a minimum period of five years, which may be further extended at the discretion of the M/s. Spices Board.
 - (viii) To recover all sums paid in violation of this Pact by BIDDER(s) to any middleman or agent or broker with a view to securing the contract. To recover all sums paid in violation of this Pact by BIDDER(s) to any middleman or agent or broker with a view to securing the contract.
 - (ix) In cases where irrevocable Letters of Credit have been received in respect of any contract signed by the M/s. Spices Board with the BIDDER, the same shall not be opened.
 - (x) Forfeiture by way of encashment of Performance Bond in case of a decision by the M/s. Spices Board to forfeit the same without assigning any reason for imposing sanction for violation of this Pact.

20.2 The M/s. Spices Board will be entitled to take all or any of the actions mentioned at Para 20.1(i) to (x) of this Pact also on the Commission by the BIDDER or any one employed by it or acting on its behalf (whether with or without the knowledge of the BIDDER), of any offence as defined in Chapter IX of the Indian Penal code, 1860 or Prevention of Corruption Act, 1988 or any other statute enacted for prevention of corruption.

20.3 The decision of the M/s. Spices Board to the effect that a breach of the provisions of this Pact has been committed by the BIDDER shall be final and conclusive on the BIDDER. However, an Independent Monitor(s) shall be appointed by M/s. Spices Board, incase of breach of the provisions of the pact.

21. FALL CLAUSE

21.1 The bidder undertakes that he has not quoted lower rate for item rate offered in the present rate prevalent on that particular date in respect of any other

Ministry/Govt/PSU. In case the same is found the difference amount to be recovered by M/s. Spices Board from the bidder.

23. INDEPENDENT MONITORS

23.1 An Independent monitor (s) shall be appointed by M/s. Spices Board, in case of breach of the provisions of the pact.

23.2 The task of the Monitors shall be to review independently and objectively, whether and to what extent the parties comply with the obligations under this Pact.

23.3 The Monitors shall not be subject to instructions by the representatives of the Parties and perform their functions neutrally and independently.

23.4 Both the parties accept that the Monitors have the right to access all the documents relating to the project / procurement, including minutes of meetings.

23.5 As soon as the Monitor notices, or has reason to believe, a violation of this Pact, he will so inform the Authority designated by the M/s. Spices Board.

23.6 The BIDDER(s) accept that the Monitor has the right to access without restriction to all Project documentation of the M/s. Spices Board. Including that provided by the BIDDER. The BIDDER will also grant the Monitor, upon his request and demonstration of a valid interest, unrestricted and unconditional access to his project documentation. The same is applicable to Sub bidders. The Monitor shall be under contractual obligation to treat the information and documents of the BIDDER/Sub bidder(s) with confidentiality.

23.7 The M/s. Spices Board will provide to the Monitor sufficient information about all meetings among the parties related to the Project provided such meetings could have an impact on the contractual relations between the parties. The parties will offer to the Monitor the option to participate in such meetings.

23.8 The Monitor will submit a written report to the designated Authority of BUYER/Secretary in the Department/within 8 to 10 weeks from the date of reference or intimation to him by the M/s. Spices Board / BIDDER and, should the occasion arise, submit proposals for correcting problematic situations.

24. FACILITATION OF INVESTIGATION

In case of any allegation of violation of any provisions of this Pact or payment of commission, the M/s. Spices Board or its agencies shall be entitled to examine all the documents including the Books of Accounts of the BIDDER and the BIDDER shall provide necessary information and documents in English and shall extend all possible help for the purpose of such examination.

25. LAW AND PLACE OF JURISDICTION

This Pact is subject to Indian Law. The place of performance and jurisdiction is the seat of the M/s. Spices Board.

26. OTHER LEGAL ACTIONS

The actions stipulated in this Integrity Pact are without prejudice to any other legal action that may follow in accordance with the provisions of the extant law in force relating to any civil or criminal proceedings.

27. VALIDITY

27.1 The validity of this Integrity Pact shall be governed by the terms of the Tender _____ towards complete execution of the contract to the satisfaction of both the M/s. Spices Board and the BIDDER/Seller, including warranty period, whichever is later. In case BIDDER is unsuccessful, this Integrity Pact shall expire after six months from the date of the signing of the contract awarding the tender with successful bidder.

27.2 Should one or several provisions of this Pact turn out to be invalid; the remainder of this Pact shall remain valid. In this case, the parties will strive to come to an agreement to their original intentions.

The parties hereby sign this Integrity Pact at _____ on _____.

M/s. Spices Board,

CHIEF EXECUTIVE OFFICER

Name of the Officer

BIDDER

Designation

Witness.

Witness.

1. _____

1. _____

2. _____

2. _____

GUARANTEE PROFORMA

GUARANTEE FOR ELEVATOR INSTALLATION.

We hereby guarantee Elevator System, which we have installed in the Complex described below:

Building – M/s. Spices Board, Quality lab and Training center building,
Address – Plot No. EL-184, TTC MIDC, Mahape, Navi Mumbai,

For a period of ONE YEAR from the date of acceptance of the total installation. We agree to repair or replace to the satisfaction of M/s. spices Board, any or all such work that may prove defective in workmanship, equipment or materials within that period, ordinary wear and tear and unusual abuse or neglect excluded, together with any other work, which may be damaged or displaced in so doing. In the event of our failure to comply with the above mentioned conditions within a reasonable time, after being notified in writing, we collectively and separately, do hereby authorize M/s. Spices Board to proceed to have the defects repaired and made good at our expense, and we shall pay the cost and charges thereof, immediately upon demand.

We also hereby undertake to test the entire installation on following the completion of the installation, to check and do everything necessary to ensure that the specified conditions in is maintained, that all systems are properly balanced, that all controls are calibrated accurately, and that all units are functioning satisfactorily and safely.

Signature of the Quotationer.

Seal

Date

Remarks

- i) This form is included in the document only for the information of Quotationer. Only the successful Quotationer will in due course be required to complete this form.
- ii) Stamp Duty of this Agreement will be borne by the successful Quotationer.
- iii) The Bond is to be submitted separately by the successful Quotationer on a non-judicial stamp paper of Rs. 100/- (One Hundred) only.

LIST OF INDIAN STANDARDS CONNECTED WITH LIFT INSTALLATIONS

1	. IS-14665 (Part 2) Sec-1: 2000	Code of Practice for installation, operation & maintenance of electric passenger & goods lifts
2	IS-14665 (Part 2) Sec-2: 2000	Code of practice for installation, operation & maintenance of electric service lift.
3	IS-14665 (Part 3) Sec-1: 2000	Safety Rules Section 1 Passenger & Good Lifts.
4	IS-14665 (Part 3) Sec-2: 2000	Safety Rules Section-2- Service Lifts
5	IS-14665 (Part 1) 2000	Outline dimension for electric lifts
6	IS-14665 (Part 5) : 1999	Inspection Manual for Electric Lifts
7	IS-14665 (Part 4) Sec-1 to 9: 2001	Electric Traction Lifts – Components
8	IS-4289 (Part-i): 1984 Reaffirmed 1991	Specification for lifts cables
9	IS-1173-1978 Reaffirmed 1987	Specification for hot rolled and slit steel tee bars
10	IS-7443-1974 Reaffirmed 1991	Method of loading rating of worm gear
11	IS-7403-1974 Reaffirmed 1991	Code of practice for selection of standard worm and helical gear box
12	IS-4218(Part-II)1976 Reaffirmed 1996	Isometrics screw threads
13	IS-2147-1962	Degree of protection provided by enclosure for low voltage switchgear and control gear
14	IS-1271-1985 Reaffirmed 1990	Classification of insulating materials for electrical machinery & apparatus in relation to their thermal stability in service.
15	IS-3043-1987	Code of practice for earthing
16	IS-1646-1997	Electrical installation Fire Safety of Building

17	IS-694-1990	PVC insulated electric cable for working voltage upto & including 1100 volts
18	IS-732-1989	Code of practice for electrical wiring & installation
19	IS-1554-1988 (Part-i)	PVC insulated (Heavy Duty) electric cables for working voltage upto & including 1100 volts
20	IS-3480-1966	Flexible steel conduits for electrical wiring
21	IS-3837-1976	Accessories for rigid steel conduit for electrical wiring
22	IS-5133-1969 (Part 1)	Boxes for the enclosure of electrical accessories
23	IS-5216-1982 (Part-1)	Guide for safety procedures & practices in electrical work.
24	IS-5578 & 11353-1985	Marking & arrangement of bus bars
25	IS-8130-1984	Conductors for insulated electric cables and flexible cords
26	IS-8623-1977 (Part-1)	Factory built assemblies of switchgear and control gear for voltages upto and including 1000 V AC and 1200 VDC
27	IS-8828-1996	Miniature Circuit Breakers
28	IS-9537-1981	Rigid steel conduits for electrical wiring (second revisions)
29	IS-10810-1998	Methods of test for cables
30	IS-12640-1988	Earth Leakage Circuit Breakers
31	IS-13947-1993	Moulded Case Circuit Breakers
32	IS-13947-1993	General requirement for switchgear & control gear for voltage not exceeding 1000 volts.

LIST OF ACT / BYE-LAWS.

The lift installations shall also be governed by the following Acts/Bye-laws/Codes as amended up to date in addition to the codes specified in the tender:

1. National Building Code of India – 2005
2. Indian Electricity Act – 2003
3. Indian Electricity Rule – 1956
4. Local Lift Act.
5. Building Bye-Laws.
6. Local Fire Prevention and Fire Safety Rule.

Specification for Passenger Lift

Sr. No	Description	Specification
1	Type of lifts Passenger	As per Specification enclosed.
2	No. Of lift 01	
3	Type and capacity 13 passengers – 884 kgs.	
4	Speed 1.0 m (as suite to site)	
5	Drive Micro processor based AC variable voltage variable frequency(vvfv)	
6	Location of m/c room Top of lift shaft	
7	Travel 18.00 mts.(appx)	
8	Serving -1, 0,1, 2, & 3 floor	
9	No. of stops 05 **	
10	Well size Suit to existing well *	
11	Power supply 415 v three phase 50 cycles ac-existing. 4 wire.	
12	Auxiliary Single phase 220v 50 cycles ac-existing	
13	Car size As per Lift well size.	
14	Position of counter weight At the back of the car	
15	Pit depth As per existing*	
16	Head room As per existing*	
17	Car enclosure Car ceiling Stainless steel scratch proof (moon rock finish) Car panels Stainless steel scratch proof (moon rock finish) Car flooring PVC flooring/recess 20mm Car illumination CFL lights	
18	No. of entrance One location front	
19.	Car entrance Automatic center opening door in stainless steel scratch proof (moon rock finish)	
20	Door safety Full height infra red curtain	
21	Landing entrance Automatic center opening door in S.S hairline finish	
22	Clear opening 800 mm (w) x 2000 mm (h) 23)	
23	Control Simplex selective collective with/without Attendant	
24	Car Good quality of high strength, safety and fine finish bottoms with required numbers of segments with 25 mm display surface mounted or as per manufacturer's standard Landing Good quality of high strength, safety and	

	fine finish buttons with required no of segments with 25 mm display surface mounted or as per manufacturer's standard	As per Specification enclosed.
25	Operational and safety features: To be provided	
26	Battery operated emergency light and alarm bell To be provided	
27	Call register signal and VF door operator To be provided	
28	Overload warning indicator To be provided	
29	Firemans switch To be provided	
30	Automatic rescue device To be provided	
31	Infra red door screen To be provided	
32	Digital floor position indicator in the car and at all landings To be provided	
33	Travel direction indicator in the car and at all landings To be provided	
34	Fan (regular fan) To be provided	
35	Half height mirror and handrail on two sides To be provided	
36	Scaffolding To be provided	
37	Minor building work To be provided	
38	Sill angle To be provided	
39	Lift license To be provided	
40	Free service for one year To be provided	

Note:

(i) * size of lift well, pit depth & head room to be checked at site by intending Quotationer before quoting

SPECIAL FEATURES:

1. Emergency Alarm
2. Facia Plate
3. Phase Fireman Drive
4. Way Hands Free Press & Speak Intercom
5. Full height infra red safety curtains.
6. Pit Ladder
7. Emergency Light With Rechargeable Battery
8. Adjustable Guide Shoes.
9. Micro Movement LED Based Buttons.

10. +10% to -10% voltage fluctuation withstand capacity.
- 11 Over Speed Governor
- 12 Safety Car Door Lock
- 13 Partial Height Car Operating Panel

Appendix-V**Technical Particulars to be furnished by Quotationer.**

Sr. No	Particular of Details	
A.	General.	
1.	Name of Manufacture	
2.	Country of Manufacture	
3.	Capacities(Persons/Weight)	
4.	Service	
5.	Speed of Travel	
6.	Height of Travels	
7.	No. of floor served	
8.	No. of openings	
9.	Position of Counterweights	
10.	Type of Leveling Method.	
B.	Machine.	
1.	Position of Machine	
2.	Motor	
3.	Electric supply particulars for which suitable for operation	
C	Brake.	
1.	Type	
D.	Car and Doors	
1.	Outside dimensions of Car	
2.	Inside clear dimensions of Car	
3.	Construction of Car	
4.	Design/Type of enclosure of Car	
5.	Details of floorings	
6.	Attachment and fitting inside the Car	
7.	Car Doors :	
a.	Size.	
b.	Operation.	
c.	Construction, Design and Finish.	
8.	Lending Doors:	
a.	Size.	
b.	Operation.	
c.	Construction, Design and Finish.	
E.	Safety Devices	
	F. Other Safeties included in the offer	

1.	Car Safety-type	
2.	Counter weight Safety-type	
3.	Door interlocks in Car-type	
4.	Door locks in landing-type	
F.	Other Safeties included in the offer	

**QUALITY EVALUATION LABORATORY, Plot EL-184, MIDC, TTC
INDUSTRIAL AREA,
VILLAGE - NAVI MUMBAI
SCHEDULE OF RATES**

Name of Work: Purchase of Passenger Lift for QC Lab, Mumbai for Spices Board

S.NO.	ITEM	QTY	UNIT	RATE	AMOUNT
1.0	LIFTS : (13 Passanger Elevator) without Machine Room at the Top of Lift Shaft. Concrete Shaft size - 2m x 3m approx.				
	Design, Supply, Installation, Testing, Commissioning and Handing over of 13 Passenger (884 kg) Lift without Machine Room at the Top of Lift Shaft having Contract speed of 1.0 MPS serving different floors in the existing lift shaft as per specifications, drawings and requirement.				
a)	Speed : 1.0 MPS				
b)	Floors : FIVE				
c)	Landing : 5 (-1,0,1,2,3,)				
d)	Travel : 18 Meter (Approx)				
e)	Stops & Opening : 5 (all on the same side)				
f)	Controller : AC variable voltage & variable frequency				
g)	Automatic Rescue Device complete with VRLA maintenance free batteries as required.				
h)	Operation : Microprocessor based single automatic push button / Quadraplex collective selective with / without attendant.				

S.NO.	ITEM	QTY	UNIT	RATE	AMOUNT
i)	Power - 415 V, 3 phase, 50 Hz, 4 wires system.				
j)	TYPE OF DOORS				
-	CAR : Power Operated, Centre Opening Horizontal sliding, combination of stainless steel vandal resistant & other stainless steel finish as per manufacturer (with one hour fire rating).				
-	LANDING DOORS : Power Operated, Centre Opening horizontal sliding, combination of stainless steel vandal resistant & other stainless steel finish as per manufacture (with one hour fire rating).				
-	Temper proof infra-red full width and full height of the opening as curtain.				
k)	Construction design and finish of the car body as per specification.				
l)	Car and Car Doors shall be of elegant design and shall comprise the standard features required for passenger elevator.				
m)	The ceiling of the car shall be false ceiling with combination of stainless steel vandal resistant & other stainless steel frame with recessed fluorescent luminaries and pressurized exhaust fan on the ceiling.				
n)	The Flooring shall be of Polished Granite of 20mm thickness. Granite shall be supplied & fitted by others on site. The Colour & Pattern of Granite shall be decided by the Architect Later on.				
o)	The floor level inside the car and in the hoist way entrance shall be matched.				
p)	The car and hoist way entrance doors shall be openable simultaneously as per the registered call.				
q)	Provision of locking control in automatic or attendant position				
r)	Provision of overload audio visual indicator				
s)	Provision of call register signal				
t)	Provision of battery operated emergency light and alarm bell				

S.NO.	ITEM	QTY	UNIT	RATE	AMOUNT
u)	Provision of Floor annunciator with music				
v)	Fire man switch				
w)	Braille Switches				
x)	Elevators shall be monitored through Elevator Monitoring System				
y)	Provision of Floor Indication inside the Lift with up & down arrows				
z)	Provision of Lift Oposition Indicator with up & down arrows in each floor landing				
za)	Provision of Handgrip Rail of Single Line of Hairling Finished Stainless steel				
zb)	Provision of Mirror on Rear wall of Lift Car.				
	The Lift Contractor shall test leveling gear on load and off load to ensure car leveling accuracy within standard limits.				
zc)	Provisions in terms of potential free / other relevant contacts shall be provided in the lifts & its accessories for the following as per specifications. The provisions shall be internally wired completely and brought out at an accessible point using terminal blocks.				
i)	Elevator Fault / Trip Signal				
ii)	Elevator car alarm signal				
iii)	Power Available and failure status				
iv)	Elevator under maintenance signal				
v)	Elevator floor position				
vi)	Door Fully closed signal				
vii)	Emergency fire operation				
viii)	Emergency stop				
ix)	Remote control signal for parking on / off operation.				
x)	Any other status				
	Rate shall include all implied / allied items for complete commissioning of lifts including lift inspectorate's approval & requirements.	1	Nos.		
TOTAL					

TECHNICAL SPECIFICATIONS

1. PASSENGER ELEVATORS & SERVICE ELEVATORS

Elevators covered by this specification shall be provided, installed, tested, commissioned, certified and approved as per statutory requirements by Lift Inspectorate.

Notes:

- a) All elevators described herein shall be connected to normal as well as emergency power. One Fireman's switch for each set of elevator shall also be provided.
- b) Elevator shall incorporate short duration emergency lighting in each cab, which shall be local dry cell rechargeable battery and necessary relays. Light output shall be minimum 50 LUX at floor level.
- c) All wires used for the project shall be FRLS type
- d) Traveling cables shall be multi core with high conductivity stranded conductor Specifically design for lift.

2. HOIST GEAR

Hoisting machines for Passenger elevators and Service Elevators shall be geared type.

2. EMERGENCY CRANKING.

The hoisting machines shall be provided with a set of special tools including a hand crank or its equal to allow release of hoist brake and provide for manual movement of the car in case of emergency. These tools shall be hung up on a tool board fitted to a wall in the elevator machine room, with instructions for their use clearly written on the board both in English and the local language. The elevator system supplier shall qualify his bid with respect to manual cranking. An automatic switch shall be provided to interrupt power to the elevator mains upon withdrawal of crank and on manual resetting of power monitor switch, power shall be restored automatically.

4. BRAKE

Brakes with non-asbestos lining shall be spring loaded closed and shall open electrically. Brake shall be applied following down using variable input frequency to insure smooth stops after elevator has come to rest.

5. AUTOMATIC SELF-LEVELLING

The elevator shall be provided with automatic self-leveling feature that shall bring the elevator car level to within +3 mm of the landing floor regardless of load or direction of travel. The automatic self-leveling feature shall correct for over travel and rope stretch.

6. HOISTWAY MATERIALS

All hoistway materials shall be non-flammable except travel cable cladding, which shall be flame resistant. All other electrical cables shall be flame resistant and housed in metal conduit or other metal enclosures.

7. HOISTWAY ENTRANCES

For each landing served, lift vendor shall furnish and install a complete passenger elevator hoist way entrance. Each entrance shall have center opening horizontal sliding type flush doors of hollow metal construction, extruded aluminum sill with anti slip grooving on the surface, door hanger supports and hanger cover.

8. HOISTWAY DOORS.

Sheave type two point suspension ball bearing door hangers and tracks shall be furnished for each hoistway opening. Sheaves shall not be less than 58 mm diameter and adjustable ball bearing rollers shall take up thrust of the doors. Each car and hoistway door leaf shall be fitted with minimum two nos. Teflon or nylon gibes as bottom door stabilizers.

9. CAR AND HOISTWAY DOOR OPERATOR

For each elevator door PWM-DC operator shall be furnished to simultaneously open the car and hoistway doors when the car is at a landing. The doors shall be closed simultaneously by motor power. Emergency key provision shall be made to open doors at top and bottom landing from outside of the hoistway.

In the event of interruption of electric power or failure of the door operator, it shall not be possible to open the car door manually from within the car.

An electric contact for the car door shall be provided, which shall prevent elevator movement away from the landing unless the door is in the closed position. Each hoistway door shall be equipped with a positive electromechanical interlock and auxiliary door closing device so that the elevator can be operated only after the interlock circuit is established.

The doors shall open automatically while the car is leveling at the respective landing. The doors shall automatically close after a predetermined time interval has elapsed, but the momentary pressure of the “door open” button provided in the car shall reverse the motion and reopen the doors and reset the time interval unless overridden by the electronic door monitor.

10. PHOTO ELECTRIC MONITORS

An Electronic Door Monitor device shall be installed on each elevator. This device shall monitor traffic across the threshold of the door and shall initiate door closing 2 seconds after interruption, thus overriding door open period.

11. DOORS

Doors, threshold and door hangers shall be, as a system, fire rated for not less than 2.0 hour.

12. CAR TOP STATION

A car top operating station comprised of key operated switch and constant pressure up/down buttons shall be provided on each elevator. Car shall respond to up/down command at inspection speed. The elevator Quotationer shall provide electrical fixture of 40 watt enclosed fluorescent or dust proof 100W incandescent switched from car top station.

13. CAR-FRAME AND SAFETY.

A car-frame fabricated from formed or structural steel members shall be provided with adequate bracing to support the platform and car enclosures. The car safety shall be integral with car-frame, or shall be mounted on the bottom members of the car-frame, and shall be of the flexible guide clamp type designed to stop and hold a fully loaded car, which exceeds descending speed. Safeties shall conform to ANSI/ASME/CENEN-81 or local codes, if more stringent.

14. SPEED GOVERNOR.

The car safety shall be operated by a mechanical centrifugal speed governor located in the machine room at the top of the hoistway. The governor shall actuate a switch when excessive descending speed occurs, disconnecting power to the hoist motor and applying the brake prior to deployment of the safeties. Governor sheave in elevator pit shall be enclosed in a wire cage to a height of 2.40 m.

15. WIRING

All wiring and electrical interconnections shall comply with governing codes. Insulated wiring shall have flame retardant and moisture proof outer covering, and shall run in metal conduit, tubing or approved electrical raceways. Traveling cables shall be flexible and suspended to relieve strain on individual conductors. A minimum of 10% spare conductors shall be provided in traveling cable.

16. VOLTAGE FLUCTUATIONS

All electrical equipments supplied by the lift Quotationer shall withstand incoming supply voltage fluctuations of $\pm 20\%$. Any external voltage stabilizer required to achieve this resilience shall be included in the quoted price.

17. HOISTWAY OPERATING DEVICES

Redundant series wired terminal stopping devices shall be provided to slow down and stop the car automatically at the terminal landings. Resetting a tripped device shall be done manually only.

18. PIT SWITCH

An emergency stop switch shall be located in the pit which when operated shall stop the car regardless of position in the hoistway.

19. BUFFERS

Buffers shall be installed in the pit as a means for slowing and stopping the car and counterweight at the bottom limits of travel, in compliance with ANSI/ASME/CENEN-81 or local code, if more stringent. Clearance from underside of car resting on a fully compressed buffer shall be not less than 1.20m. buffer shall be designed for design speed + 15%. Spring buffers shall be provided for the Passenger elevators for speeds upto 1.5 mps.

20. GUIDE RAILS

Steel elevator guide rails shall be installed to guide the car and counterweight, erected plumb and securely fastened to the building structure, filled and filed to ensure smooth joints. The guide rail shall be minimum 16 mm, tongued and grooved type.

21. GUIDES

Rubber encased coil spring tension adjusted roller guides shall be provided for Passenger elevators mounted on top and bottom of the car frame, and on top and bottom of the counterweight frame to engage their respective guide rails. Passenger elevators shall have sliding guides on car and counterweights.

22. CABLE ANCHOR

Cable shall conform to ANSI/ASME/CENEN-81 and shall anchor to the frame by means of an equalizing device to insure uniform cable loading.

23. TRAVELLING CABLE

Traveling cable shall be secured to the cars underside. Cable shall be clear of all obstructions while car is in motion. Cable jacket shall be rated for immersion in water, salt water and oil. Jacket restraint shall minimize strain on conductor.

24. INTERLOCKS

Hoistway openings shall be provided with electro-mechanical locks.

25. COUNTERWEIGHT

A structural steel frame with cast iron or steel plate filler weights shall be furnished to provide proper counterbalance for smooth and economical operation.

26. COUNTERWEIGHT GUARD

A metal counterweight guard shall be furnished and installed at the bottom of the hoistway, and shall wrap around counterweight rails for a height of no less than 1.80 m in order to protect accidental contract.

27. ROPES

The hoist ropes shall be traction steel of size, construction and number to insure proper operation of the elevator and give satisfactory and safety assurance. Governor ropes shall be steel. All ropes shall consist of at least eight strands wound about a hemp core center. All ropes shall conform to ANSI/ASME/CENEN-81 or more restrictive governing codes or regulations. The minimum factor of safety for ropes should be 10.

28. PLATFORM

The car platform shall be stainless steel plate. The entire platform shall rest on rubber pads, so designed to form an isolating cushion between the car and car-frame. Platform deflection shall be limited to maximum 3 mm under maximum normal operating conditions. Platform shall conform to ANSI/ASME/CENEN-81 or more restrictive local codes.

29. OVER-LOAD FEATURE

Passenger elevators shall be fitted with the load weighing feature to illuminate “Over-Load” fixture and defeat the car’s operating circuits when car load reaches 110% or more of rated load. Car platform may require stiffening to minimize margin of error resulting from excessive deflection. Overload fixture and / or circuit defeat for passenger elevators shall conform to governing code.

30. ACCELERATION / DECLARATION

Shall be linear and smooth. Stops shall be without cable oscillations.

31. NOISE LEVELS

Noise from all stationary equipment shall not intrude into adjoining areas by more than 15 dB. Noise from moving equipment including door operation, car motion, fan, wind, etc. shall not intrude into adjoining corridors by more than 20 dB and adjoining occupied areas by not more than 10 dB. (All octave bands).

Noise level inside the car shall not exceed 50 db without lift fan running.

Noise level inside the car shall not exceed 55 dB in case of door opening / closing. The noise level shall be measured at 'Zero Activity'.

32. LATERAL QUAKING & VERTICAL VIBRATIONS

Lateral quaking and vertical vibrations should not exceed 20 gal and 85 dB respectively.

Quotationer to demonstrate these parameters at site with performance analyzer.

33. CAR LEVELLING

Car shall reduce traveling speed, stop and open doors. Car leveling shall be within ± 3 mm for passenger elevators of landing threshold with load range of 0-100%.

34. EMERGENCY CAR LIGHTING & INTERCOM.

Provision shall be made in the car operation station of passenger elevators. Necessary wires shall be included in the car traveling cable. Communications cables and connections to the building service system shall be furnished and installed by others. Elevator Quotationer shall provide hands free type communication unit built-in the car operating panel. The other units shall be placed in lift machine room and main control station on ground floor. All cabling shall be done by Elevator Quotationer and supply of communication unit shall also be in scope of elevator Quotationer.

35. PROVISION FOR SPEAKERS (ALL CARS)

Emergency speakers shall be provided by Quotationer. Elevator Quotationer shall provide conductors in traveling cable. Speakers shall be connected to the background music system to emergency paging system by the low tension Quotationer. Elevator Quotationer shall provide all cables and conduits and terminate same at elevator motor room for continuation by low tension Quotationer.

36. CAR POSITION INDICATOR

The position of the car in the hoistway shall be shown by illuminating the corresponding landing at which the car is stopped or passing. All voice announcement system shall be provided in the car to announce the position of

The elevator in the hoist way as the car passes or stops at floors served by the elevators.

37. LIGHTING

The cab manufacturer shall make all provisions for installation of lighting fixtures including integration of emergency lighting fixtures.

38. HALL BUTTONS

For passenger elevators these shall be provided at each terminal landing. A single micro movement push button shall be provided at top most and ground floor landing, two micro movement buttons on a single plate shall be provided at each intermediate floor. When a hall call is registered by momentary pressure on a landing button, that button shall become illuminated and remain illuminated until the call is answered.

39. CALL BUTTON

Selection for call buttons shall be as per manufacturer's standard selection. The catalogues of the buttons offered shall be submitted along with the tenders.

40. FIXTURE FINISHES

The metal faceplates of the signal and operating fixtures in the cars and at the landings, and the metal accessories in the cars, shall be hair line / moon rock stainless steel or as selected by Consultant. The push button fixtures at the landings shall be of design approved by the Consultant. All fixtures form and finishes, etc. are subject to the Client approval at the time of placing the order.

41. CAB CLADDING AND FINISHES

Flooring shall be of as per technical data sheets with all seams for liquid tightness. Walls shall be of stainless steel sheet. Interior finishes shall be moon rock finish stainless steel to full height.

42. AUTOMATIC ELEVATOR RETRIEVAL SYSTEM

Elevators must be equipped with an automatic elevator retrieval system, which will upon signal from the central fire alarm system or manually operated key switch, cause the elevator to be dispatched automatically to the ground floor. Elevator shall, after discharging passengers, close its doors and remain at the ground floor. All floor and car buttons shall be rendered ineffective until the system is manually reset. A key operated switch shall be provided at the ground floor to activate and reset the retrieval system manually.

- a) Emergency operation shall return the elevator to a designated floor, most commonly, the Lobby, by means of a signal from the automatic fire alarm system.
- b) Cars traveling toward lobby shall express to lobby ignoring all car and hall calls. Cars parked on intermediate floors shall close their doors and express to lobby. Cars parked at lobby shall open their doors ignoring car and hall calls. All hall and car buttons shall extinguish and shall accept no further hall or car registration.

- a) Elevator shall, in addition and where allowed by code, be provided with a key Operated switch where designated by the Consultant, for use by in-house fire Brigade.
- d) The elevator Quotationer shall cooperate with the fire alarm supplier / installer to agree on divisional responsibilities.

43. INSPECTION OPERATION

A switch shall be provided in the car to permit operation of the elevator from top of the car for inspection purposes, with car and hall buttons inoperative. Car shall travel at inspection speed not exceeding 0.5 m/sec. Motion of car shall require constant pressure to directional button.

44. INDEPENDENT SERVICE

A key operated switch shall be provided in the car operating station which, when actuated, shall disconnect the elevator from the hall buttons and permit operation from the car buttons only.

45. HOIST GEAR / ACCESSORIES

The machine shall be located directly above the hoistway. Foundation bolts shall be provided by the elevator Quotationer for building into the foundation furnished by others. Suitable beams shall be furnished for mounting deflector pulleys, if required by the elevator Quotationer. Requirements for permanent lifting hooks hoisting beams and access batches shall be indicated on the drawings by the elevator system, supplier / installer.

46. PASSENGER ELEVATORS

Passenger elevators shall conform to all details in these standards stipulated, unless otherwise differently arranged hereunder.

46.1 Elevator Cab

Cab dimensions shall be as detailed under technical data of this tender. The car sill shall be flush with finished floor. Sill to sill space shall be as per Manufacturer's standard and not exceeding 25mm.

46.2 Car Platform

Shall conform to ANSI/ASME/CENEN-81 specifications. To suppress the noise and drumming effects, the floor must be stiffened and preferably lined with fire retarded plywood or other material, which will suit the proposed finish. All finishing materials shall be fireproof or fire resistant conforming to applicable codes.

The platform shall be mounted on rubber pads supported on an auxiliary steel frame fastened to the car frame. This arrangement shall form an isolating cushion between the car and frame for vibration and load weighing transducers.

46.3 Car Doors.

Car doors shall, unless specifically stated, be center parting, automatic power operated with variable frequency door operator and electronic door detector. An infrared light source shall be provided to monitor the door closing and function as a safety edge. Light system shall initiate door closure about 2 seconds after last light beam interruption. Light sensor shall override designated "door open period" on top and intermediate floors and shall on the lower level be inactive until the car has been designated on "next up" and given signal to close its doors. Car doors shall be hung plumb and even, to within 1 mm with minimum number of 4 Gibbs Per leaf. Floor Gibbs shall be well fitted so as to prevent popping noise as a car passes structural members. Hoistway doors shall be hung plumb and show a maximum 6 mm joint at sides, top and bottom and 2 mm at centre joint. Narrow door frame or jamb panel shall be supplied by elevator Quotationer. A soft chime shall ring prior to doors closing and opening.

46.4 Door Operation

Upon the car reaching landing speed in response to a hall or car call, a soft chime in the car shall sound. Door opening shall commence when the car is 25 mm from the leveling. Door open period shall be adjustable to within a range of + 1 second. Doors shall open at a nominal speed of 1.20 m/sec. Closing speed shall be adjustable from 1.5 to 2.5 seconds or as demanded by particular circumstances. Door open period of all floors Except lobby floor shall be shortened to the extent that door closure will commence 2 seconds (field adjustable) following the sensor beam interruption by the last boarding or disembarking passenger. This period shall be adjustable to 1.5 seconds + 1.0 seconds. Normal door open period at lobby floor shall be monitored by the car's CPU. Door closure Shall override 'door open period' where car loading has reached by pass limit.

- a) Doors shall be arranged to remain open for a time period sufficient to meet Handicapped requirements. (Optional).
- b) The time interval for which the elevator doors remain open when a car stops at a Landing shall be independently adjustable for response to car calls and response to Hall calls.
- c) An approved positive interlock shall be provided for each hoistway entrance, which shall prevent operation of the elevator unless all doors for that elevator are secured and shall maintain the doors in their closed position while the elevator is away from the landing. Emergency access to the hoistway as required by governing codes shall be provided.

46.5 Monitor Door Operation

Stopping in response to hall or car call, doors shall be normally kept open for a predetermined period of time. With Monitor operation, the door closing period is automatically shortened to approximately 1.0 seconds. Time open period feature must be field adjustable. Door open period shall be increased when the light ray senses a passenger leaving or entering the car, thus eliminating necessary delay.

47. CAR OPERATING PANEL

The car operating panel shall contain a bank of micro movement illuminated buttons

marked to correspond to the landings serviced. It shall include a series of push buttons corresponding to the floors served, along with an emergency stop and switches required. Operating panel shall incorporate the following: floor buttons, door open/close, emergency stop/alarm, up/down in manual mode, man/auto key switch.

The emergency alarm button shall be connected to the 12 volt rechargeable battery Circuit. A locked compartment integral with operating panel shall contain:

- a) Auto/manual/inspection key operated switch
- b) Up/down button
- c) Fan switches
- d) Synthesized voice announcements

On sounding of general fire alarm, the elevator shall, if in motion, express to the ground floor. If stopped, the elevator shall open its doors and remain there until reset. Emergency talk-back system shall be provided, installed in integral cabinet and connected to the EPABX by the low tension Quotationer.

48. AUTOMATIC LOAD BYPASS

Transducers in the car platform shall monitor passenger load, which shall override “preprogrammed door open period” and dispatch the loaded car from the low terminal. The load weighing device shall also function in the same manner on all intermediate and top floors and in addition shall express to the next car call and ignore all hall calls. Hall calls, which are bypassed shall not be canceled. The automatic load bypass device shall be field adjusted for 50%-75% of rated load.

48.1 Operation – One Car Simplex.

- a) Operation shall be automatic by means of the car and landing buttons. Stops registered by the momentary actuation of the car or landing buttons Shall be made in order in which the landings are reached in each direction of Travel after the buttons have been actuated. All stops shall be subject to the Respective car or landing button being actuated sufficiently in advance of the arrival of the car at that landing to enable the stop to be made.
- b) “UP” landing calls shall be answered while the car is traveling in the up direction and “DOWN” landing calls shall be answered while the car is traveling down. The car shall reverse after the uppermost or lowermost car or landing call has been answered and proceeds to answer calls and landing calls registered in the opposite direction.
- c) If a car without registered car calls arrive at a floor where both up and down hall calls have registered, it shall initially respond to the hall call in the Direction that the car was traveling. If no car call or hall call is registered for Further travel in that direction, the car shall close its doors and immediately Reopen them in response to the hall call in the opposite direction. Provided

Direction lanterns shall indicate direction of travel.

49. ELEVATOR CAB

The cab manufacturer shall make provisions for ventilation inlets at the bottom of the cab (concealed from Passenger's view) and exhaust fan (concealed) at ceiling. shall coordinate with electrical Quotationer to provide normal and emergency power and lighting to each elevator.

50. EMERGENCY POWER OPERATION: AUTOMATIC SELECTION

The elevator contractor shall arrange to automatically return the elevators in absence of main power supply to a pre-designated floor at full rated speed, on emergency power as battery operated supplied by the contractor. This automatic emergency landing of elevator shall operate after 30 seconds i.e. in case of DG supply not available.

ABSTRACT OF COST

S.No.	Item	Amount (Rs.)
1.	Lift (Sub-head :I)	
	Total	

(Rupees -----
only}

ABSTRACT OF COST

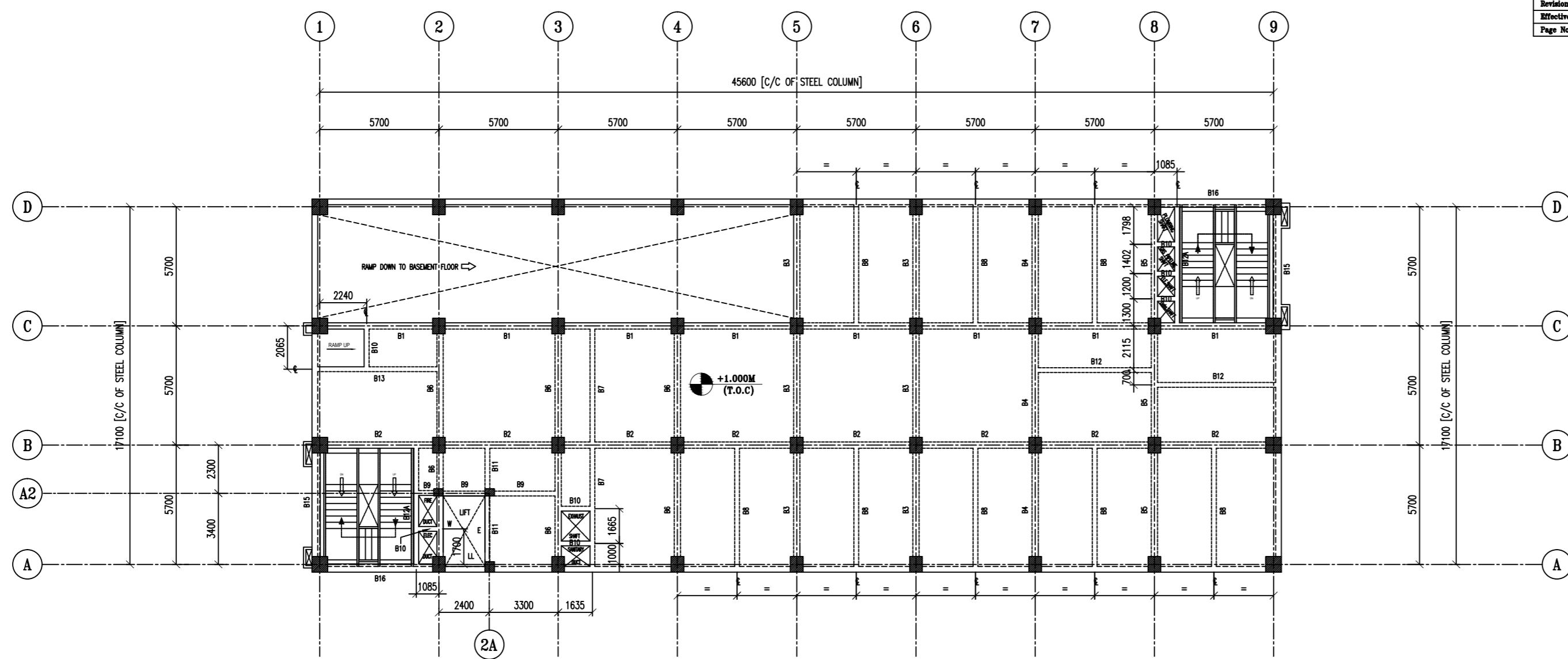
1.	COMPREHENSIVE MAINTENANCE (Sub-head :II)	Amount.
	Comprehensive maintenance of lifts, which include routine, preventive & breakdown maintenance for period of five years including repair / replacement of work out items with minimum down time & warranty & guarantee of repaired / replaced items after completion of one year of free Guarantee period. a) For the second year Nos. 1 b) For the third year Nos. 1 c) For the fourth year Nos. 1 d) For the fifth year Nos. 1 e) For the Sixth year Nos. 1	

Note: The award of work for this item shall be carried out separately, if required. **The same Shall not be considered for the evaluation of Quotationer.**

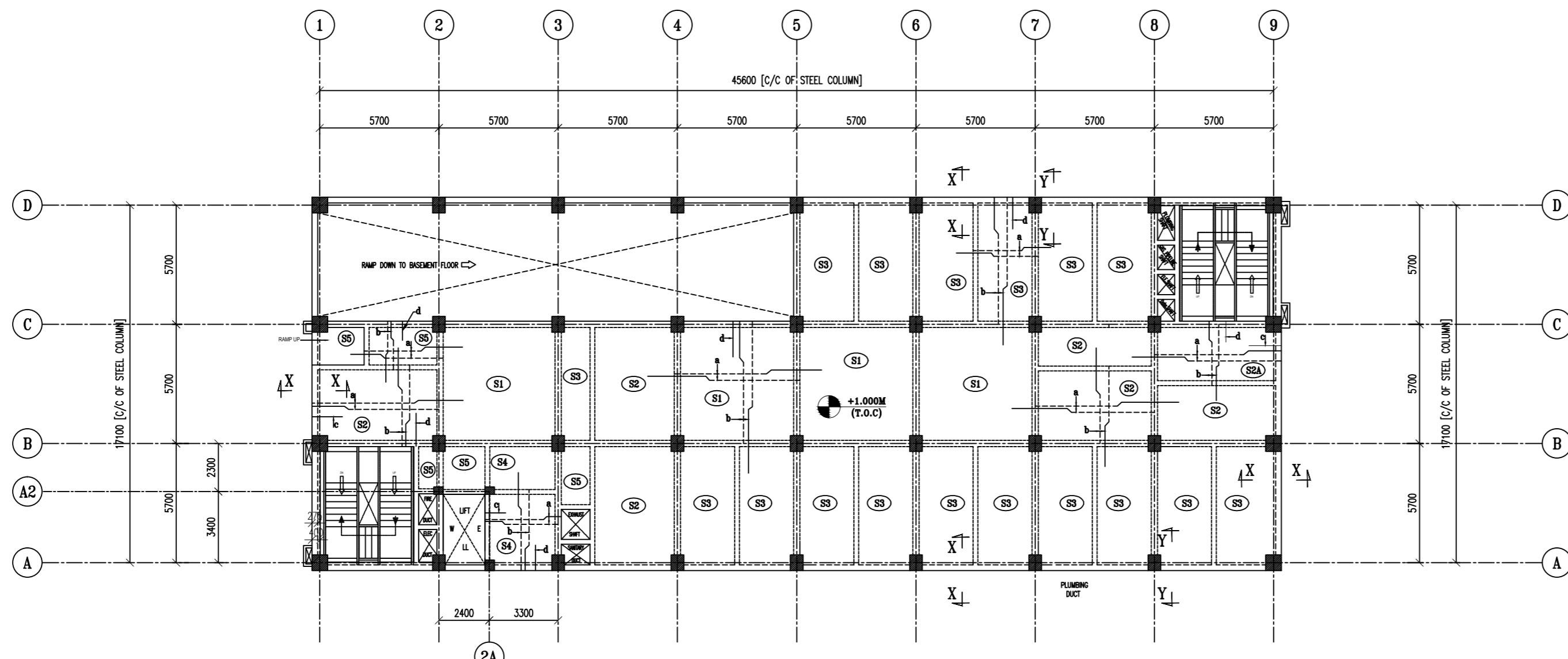
LIST OF APPROVED MAKES

S. No.	Description Approved Make	Approved Make
1.	Lift as per specification	JOHNSON, SCHINDLER, MITSUBISHI, KONE, OTIS, THYSEENKRUP.

Document No. :-	PS-001-09	DRAWING CROSS REFERENCE	
Revision No. :-	00	00	NO. BASEMENT ROOF PLANS AND DETAILS
Effective From :-	01-11-2013	00-001	NO. BASEMENT ROOF DETAILS
Page No. :-	01 OF 01	00-002	NO. BASEMENT BEAM ELEVATION & DETAILS



BASEMENT ROOF BEAM LAYOUT PLAN



REINFORCEMENT DETAIL AT BASEMENT ROOF SLAB

(INTERSECTION STEEL SHALL BE @ 300 C/C U.S.O.)

- NOTES:**
- ALL DIMENSIONS ARE IN mm. (U.S.O) AND ALL LEVELS ARE IN METERS. [UNLESS NOTED OTHERWISE.]
 - REFER RELEVANT ARCH. DRG. BEFORE EXECUTION OF WORK.
 - ALL LEVEL TO BE VERIFIED FROM RELEVANT ARCH. DRG. BEFORE EXECUTION OF WORK.
 - DIMENSIONS ARE NOT TO SCALE. FOLLOW THE WRITTEN DIMENSIONS
 - CONCRETE GRADE M25 SHALL BE FOLLOWED U.S.O.
 - Ø DENOTES HIGH YIELD DEFORMED BARS HAVING 0.2% PROOF STRESS OF 500N/mm² CONFORMING TO I.S.CODE 1786-1985(LATEST REVISION) FOR MATERIAL AND WORKMANSHIP LATEST I.S. CODES SHALL BE GUIDING CRITERIA.
 - BASEMENT ROOF SLAB HAS BEEN DESIGNED FOR A LIVE LOAD OF 500 kg/m² (CAR PARKING)
 - CLEAR COVER TO ALL REINFORCEMENT SHALL BE AS UNDER:
 - BEAMS = 25 mm.
 - SLABS = 20 mm.

SLAB SCHEDULE

NO.	THICKNESS	REINFORCEMENT	REINFORCEMENT	REINFORCEMENT	REINFORCEMENT
01	150	Ø10@100 C/C	Ø10@100 C/C	Ø10@100 C/C	Ø10@200 C/C
02	150	Ø10@150 C/C	Ø10@150 C/C	Ø10@200 C/C	Ø10@200 C/C
03	150	Ø10@100 C/C	Ø10@100 C/C	Ø10@200 C/C	Ø10@200 C/C
04	150	Ø10@100 C/C	Ø10@100 C/C	Ø10@200 C/C	Ø10@200 C/C
05	150	Ø10@150 C/C	Ø10@150 C/C	Ø10@200 C/C	Ø10@400 C/C

SHORT SPAN REIN. SHALL BE PLACED BELOW THE LONG SPAN REIN.

ISSUED FOR APPROVAL

SENT ON _____ IN ORDER TO SCHEDULE THIS PROJECT IN THE MOST EFFICIENT MANNER, RETURN THESE DOCUMENTS, MARKED WITH YOUR COMMENTS, WITHIN TWO WEEKS FROM THE ABOVE MENTIONED DATE. ANY CHANGES MADE AFTER APPROVAL OF THESE DRAWINGS MAY DELAY THE FABRICATION AND DELIVERY PROCESS. THESE DRAWINGS ARE NOT FOR CONSTRUCTION.

- APPROVED NO CHANGES. PROCEED WITH FABRICATION.
- APPROVED AS NOTED FABRICATION MAY PROCEED ON THE BASIS OF CORRECTIONS INDICATED.
- NOT APPROVED, RE-SUBMIT FOR APPROVAL.

REVIEWED BY: _____ NAME: _____ DATE: _____

REVISION	DESCRIPTION	DATE
R1	ISSUED FOR APPROVAL	04-06-2015

Project: QUALITY EVALUATION LABORATORY CUM TRAINING CENTER AT PLOT NO. E-184, MIDC TTC INDUSTRIAL AREA, VILAGE-NAVI MUMBAI

Client: SPICES BOARD Ministry of Commerce and Industries, Govt of India

Architect: THE NOVARCH Architects & Engineers

Consultant: I&P'S CLUSTER DEVELOPMENT PRIVATE LIMITED

Drawing Title: BASEMENT ROOF PLANS AND DETAILS

Everest Industries Limited
 B-28, Sector-10, Gurgaon-122001, Haryana, India
 Tel: +91-11-4710101-03, Fax: +91-11-46668770
 Website: www.everestind.com

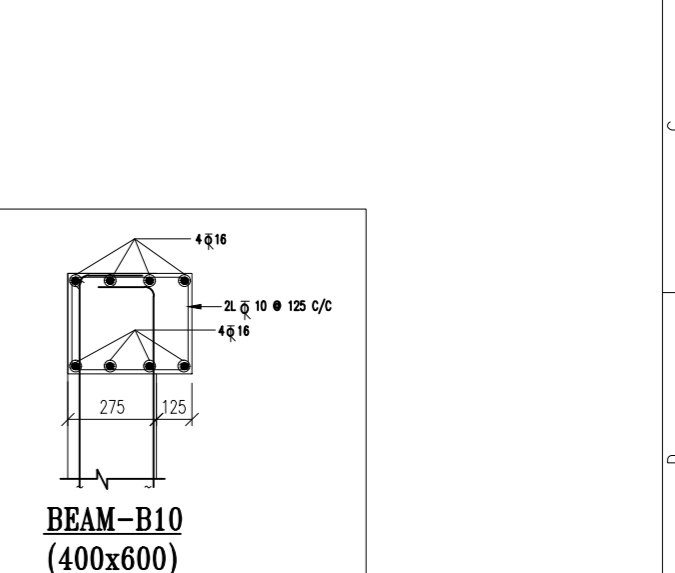
Drawn by: Baby Thomas Scale: 1:175 Date: 04-06-2015
 Checked by: N.V.Bhargava Project No: Drawing No: Revision:
 Design by: A.U.KHAN I&P/PS-01458/01.01.01 SB-001 R1

NOTE:-
 1. All rights reserved. This drawing contains proprietary information which is protected by copyright. No part of this drawing may be reproduced, translated in computer language, or transmitted in any form whatsoever without the prior written consent of EVEREST INDUSTRIES LIMITED

GOOD FOR CONSTRUCTION

Document No. :-	PS-001-09	DRAWING CROSS REFERENCE	
Revision No. :-	00	00	NO. BASEMENT ROOF PLANS AND DETAILS
Effective From :-	01-11-2013	00-001	NO. BASEMENT ROOF DETAILS
Page No. :-	01 OF 01	00-002	NO. BASEMENT BEAM ELEVATION & DETAILS

- NOTES:**
- ALL DIMENSIONS ARE IN mm. (U.S.O) AND ALL LEVELS ARE IN METERS. [UNLESS NOTED OTHERWISE.]
 - REFER RELEVANT ARCH. DRG. BEFORE EXECUTION OF WORK.
 - ALL LEVEL TO BE VERIFIED FROM RELEVANT ARCH. DRG. BEFORE EXECUTION OF WORK. (N.T.S.)
 - DIMENSIONS ARE NOT TO SCALE. FOLLOW THE WRITTEN DIMENSIONS
 - CONCRETE GRADE M25 SHALL BE FOLLOWED U.S.O.
 - Ø DENOTES HIGH YIELD DEFORMED BARS HAVING 0.2% PROOF STRESS OF 500N/mm² CONFORMING TO I.S.CODE 1786-1985(LATEST REVISION)
 - FOR MATERIAL AND WORKMANSHIP LATEST I.S. CODES SHALL BE GUIDING CRITERIA.
 - BASEMENT ROOF SLAB HAS BEEN DESIGNED FOR A LIVE LOAD OF 500 kg/m² (CAR PARKING)
 - CLEAR COVER TO ALL REINFORCEMENT SHALL BE AS UNDER:
 - BEAMS = 25 mm.
 - SLABS = 20 mm.



ISSUED FOR APPROVAL

SENT ON _____ IN ORDER TO SCHEDULE THIS PROJECT IN THE MOST EFFICIENT MANNER, RETURN THESE DOCUMENTS, MARKED WITH YOUR COMMENTS, WITHIN TWO WEEKS FROM THE ABOVE MENTIONED DATE. ANY CHANGES MADE AFTER APPROVAL OF THESE DRAWINGS MAY DELAY THE FABRICATION AND DELIVERY PROCESS. THESE DRAWINGS ARE NOT FOR CONSTRUCTION.

- APPROVED NO CHANGES. PROCEED WITH FABRICATION.
- APPROVED AS NOTED FABRICATION MAY PROCEED ON THE BASIS OF CORRECTIONS INDICATED.
- NOT APPROVED, RE-SUBMIT FOR APPROVAL.

REVIEWED BY: _____ NAME: _____ DATE: _____

REVISION	DESCRIPTION	DATE
R1	ISSUED FOR APPROVAL	04-06-2015

Project: QUALITY EVALUATION LABORATORY CUM TRAINING CENTER AT PLOT NO. E-184, MIDC TTC INDUSTRIAL AREA, VILAGE-NAVI MUMBAI

Client: SPICES BOARD Ministry of Commerce and Industries, Govt of India

Architect: THE NOVARCH Architects & Engineers

Consultant: I&P'S CLUSTER DEVELOPMENT PRIVATE LIMITED

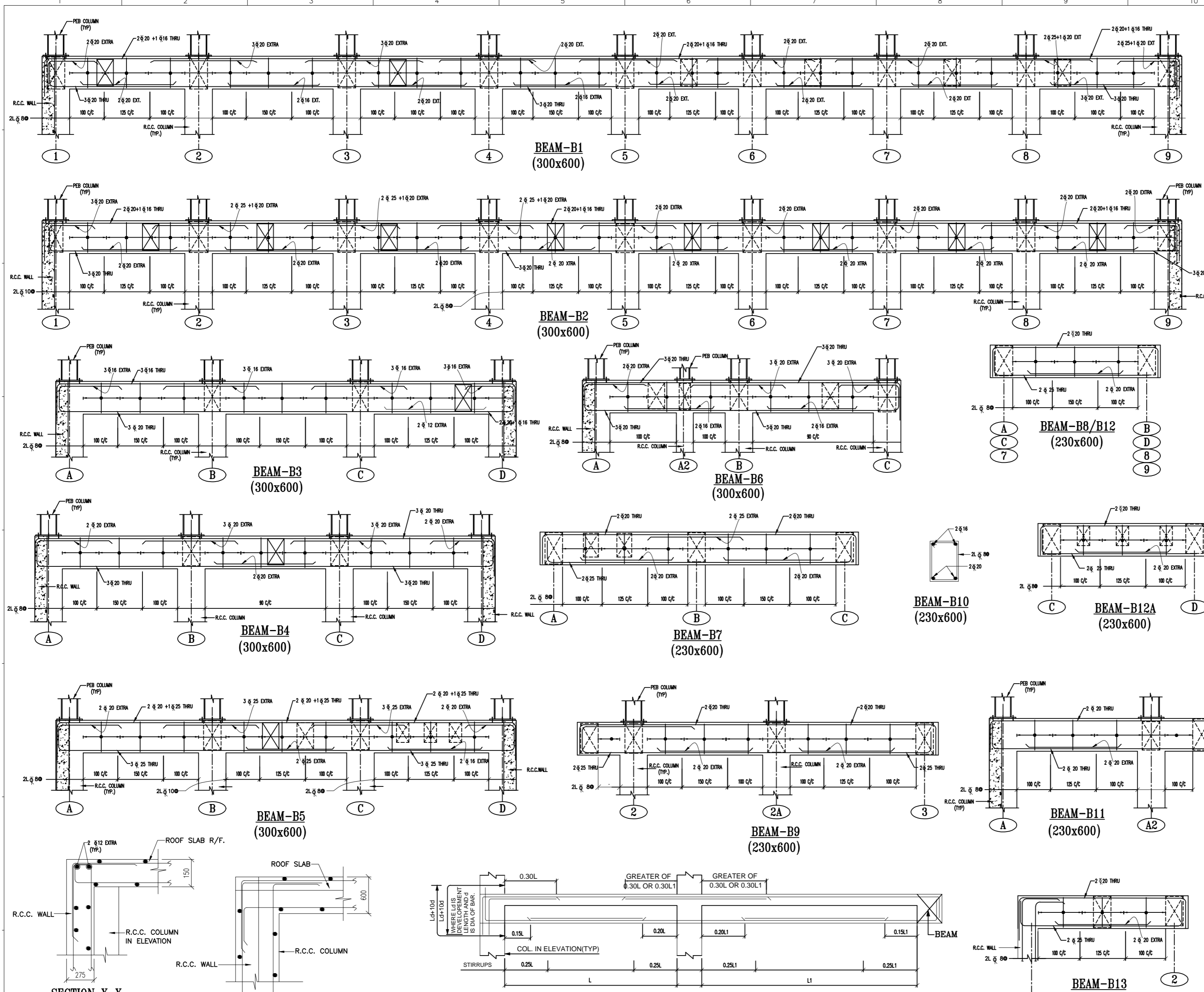
Drawing Title: BASEMENT ROOF BEAM DETAIL

Everest Industries Limited
 B-28, Sector-10, Gurgaon-122001, Haryana, India
 Tel: +91-11-4710101-03, Fax: +91-11-46668770
 Website: www.everestind.com

Drawn by: Baby Thomas Scale: N.T.S. Date: 04-06-2015
 Checked by: N.V.Bhargava Project No: Drawing No: Revision:
 Design by: A.U.KHAN I&P/PS-01458/01.01.01 SB-003 R1

NOTE:-
 1. All rights reserved. This drawing contains proprietary information which is protected by copyright. No part of this drawing may be reproduced, translated in computer language, or transmitted in any form whatsoever without the prior written consent of EVEREST INDUSTRIES LIMITED

GOOD FOR CONSTRUCTION



TYPICAL DETAIL OF BEAM (SHOWING CURTAILMENT OF BARS UNLESS NOTED OTHERWISE)

Document No. :-	PS-001-09
Revision No. :-	00
Effective From :-	01-11-2013
Page No. :-	01 OF 01

Document No. :-	FM-DES-30	DRAWING CROSS REFERENCE	
Revision No. :-	00	Drawing No:	Rev.
Effective From :-	01-11-2012	FD-001	R2 FOUNDATION PLAN AND DETAILS
Page No. :-	01 OF 01	FD-002	R2 FOUNDATION DETAILS
		FD-003	RO UNDER GROUND WATER TANK PLAN AND DETAILS

NOTES:-

I. GENERAL

- ALL DIMENSIONS ARE IN mm. (U.N.O) AND LEVELS ARE IN METERS. UNLESS NOTED OTHERWISE.
- DO NOT SCALE DRAWING, FOLLOW FIGURED DIMENSION.
- ALL R.C.C. WORK SHALL BE DONE AS IS:456-2000 WITH LATEST AMMENDMENTS.
- ANY DISCREPANCY IN DIMENSIONS SHALL BE BROUGHT TO THE NOTICE OF SITE IN-CHARGE / CONSULTANT BEFORE START OF WORK.
- STRUCTURAL DRAWING SHOULD BE READ IN CONJUNCTION WITH RELEVANT ANCHOR BOLT PLAN.
- THE NET SAFE BEARING CAPACITY OF SOIL IS TAKEN AS 100 T/M² [HARD ROCK] AT ADEPTH OF 3.0M FROM E.G.L
- FOR COLUMN LAY OUT PLAN DETAILS REFER DRAWING No. AB-001

II. REINFORCEMENT STEEL & DETAILS

- ALL REINFORCEMENT SHOULD BE OF TESTED QUALITY.
- HIGH YIELD STRENGTH DEFORMED BARS MARKED Φ WITH CHARACTERISTIC STRENGTH OF 500N/mm² CONFORMING TO IS:1786,1979 SHALL BE USED AS PER APPROVED MAKE.
- LAP LENGTH FOR HIGH YIELD STRENGTH DEFORMED BARS SHALL AS PER IS:456. HOWEVER AS A GENERAL GUIDELINE FOLLOWING MAY BE USED:-
BARS IN COMPRESSION & TENSION 47 x d
WHERE d IS BAR DIAMETER.
- LAPS SHALL BE STAGGERED SO THAT NOT MORE THAN 1/2 OF BARS SHALL BE LAPPED IN ANY SECTION.

III. CONCRETE

- NOMINAL SIZE OF CRUSHED STONE GRADED AGGREGATE SHALL BE 20mm.
- CONCRETE GRADE M25 SHALL BE FOLLOWED U.N.O.
- CLEAR COVER IN MILLIMETER TO REINFORCEMENT.

	BOTTOM	TOP	SIDE
FOOTING	50	50	50
PEDESTAL	-	-	40
COLUMNS	-	-	40
FOOTING BEAM	50	25	25
RAFT SLAB	40	25	40

ABBREVIATION: -

N.G.L. -- NATURAL GROUND LEVEL
 F.G.L. -- FORMATION GROUND LEVEL
 T.O.C. -- TOP OF CONCRETE
 P.L. -- PLINTH LEVEL.
 D. -- DEPTH OF THE FITTING
 B.O. -- BOTTOM OF

ISSUED FOR APPROVAL

SENT ON
 IN ORDER TO SCHEDULE THIS PROJECT IN THE MOST EFFICIENT MANNER, RETURN THESE DOCUMENTS, MARKED WITH YOUR COMMENTS, WITHIN TWO WEEKS FROM THE ABOVE MENTIONED DATE
 ANY CHANGES MADE AFTER APPROVAL OF THESE DRAWINGS MAY DELAY THE FABRICATION AND DELIVERY PROCESS.
 THESE DRAWINGS ARE NOT FOR CONSTRUCTION.

- APPROVED
NO CHANGES, PROCEED WITH FABRICATION.
- APPROVED AS NOTED
FABRICATION MAY PROCEED ON THE BASIS OF CORRECTIONS INDICATED.
- NOT APPROVED, RE-SUBMIT FOR APPROVAL.

REVIEWED BY
 NAME
 SIGNATURE DATE

Rev.	Description	Name	Checked	Date
R3.	SECTION E-E ADDED	JTENDRA	A.U.KHAN	27.05.2015
R2.	Revised as per architect comment.	Baby Thomas	A.U.KHAN	08.05.2015
R1.	Revised as per architect comment.	Baby Thomas	A.U.KHAN	23.04.2015

REVISIONS

Project: **QUALITY EVALUATION LABORATORY CUM TRAINING CENTER AT PLOT NO. EL - 184, MIDC TTC INDUSTRIAL AREA, VILLAGE-NAVI MUMBAI**

Client: **SPICES BOARD
Ministry of Commerce and Industries,
Govt of India**

Architect: **THE NOVARCH
Architects & Engineers**

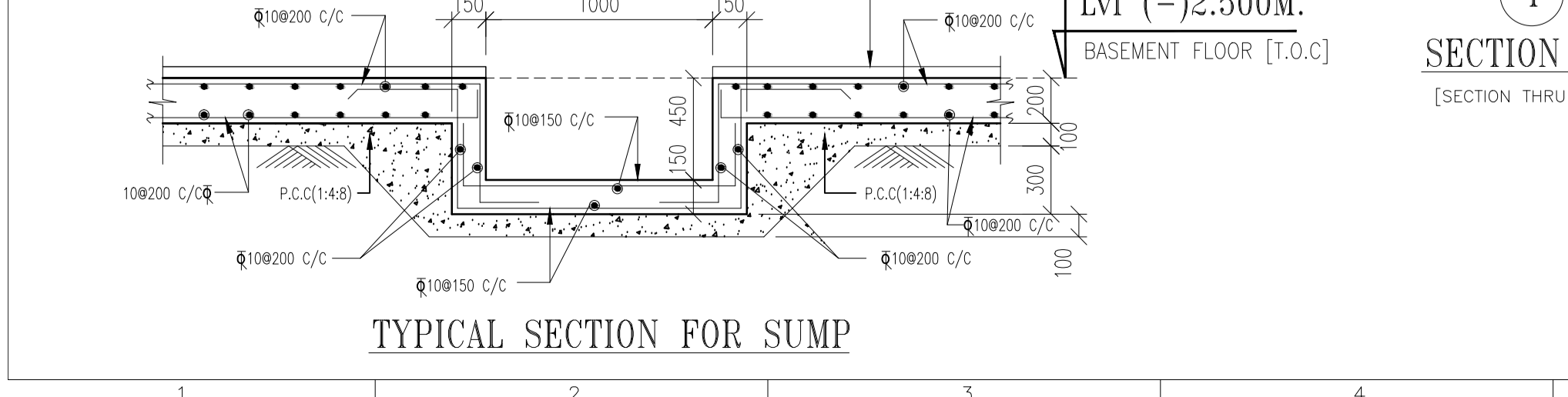
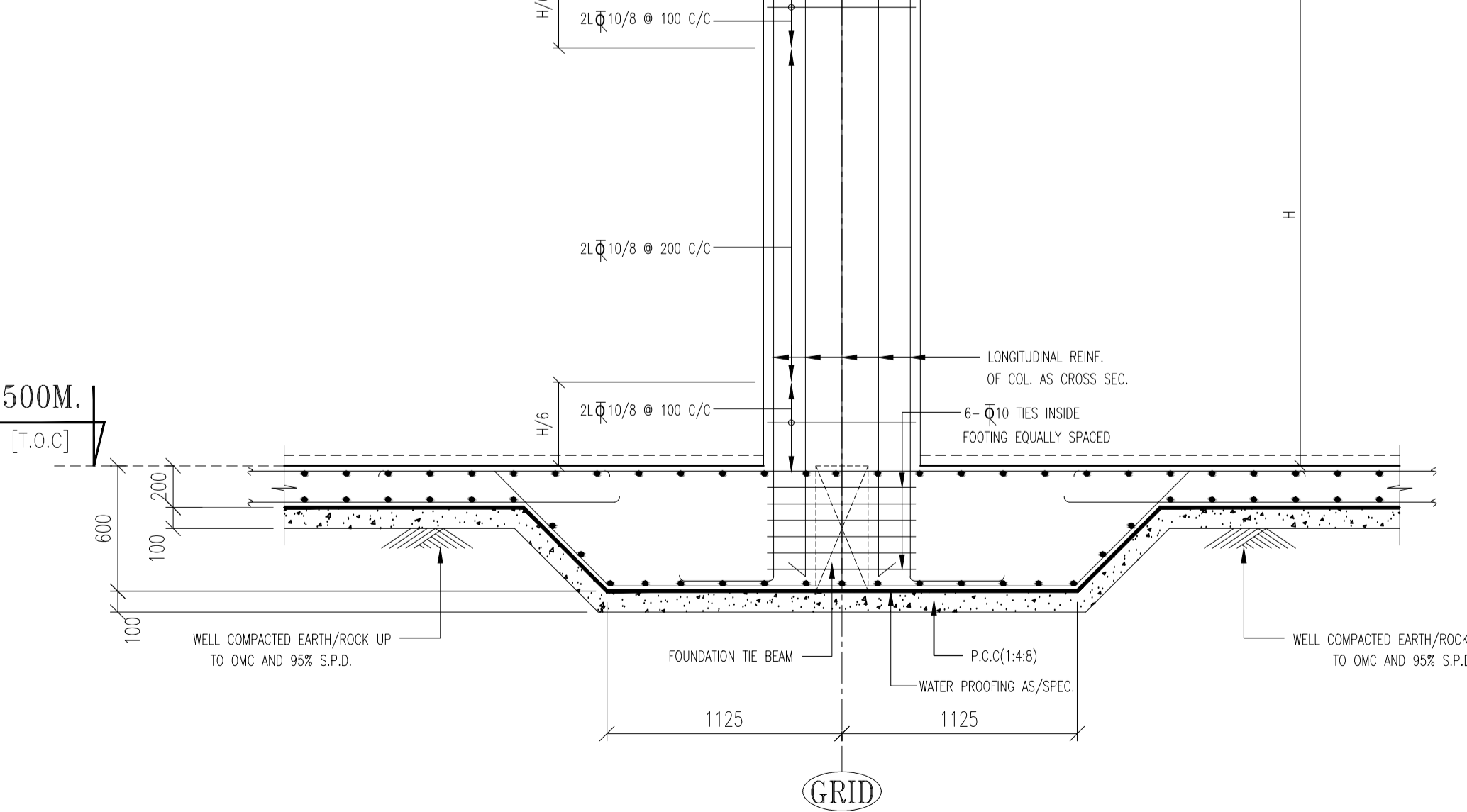
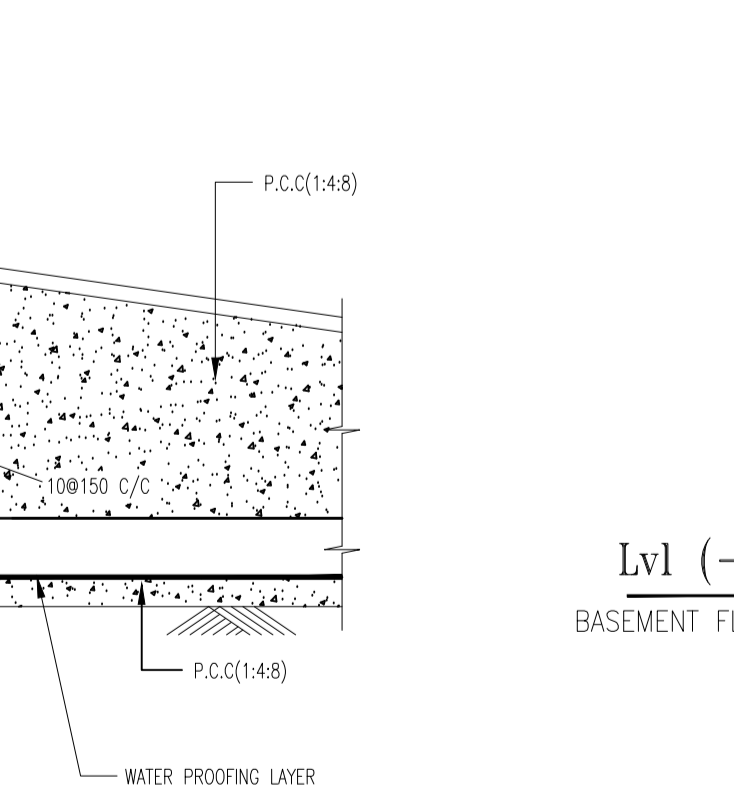
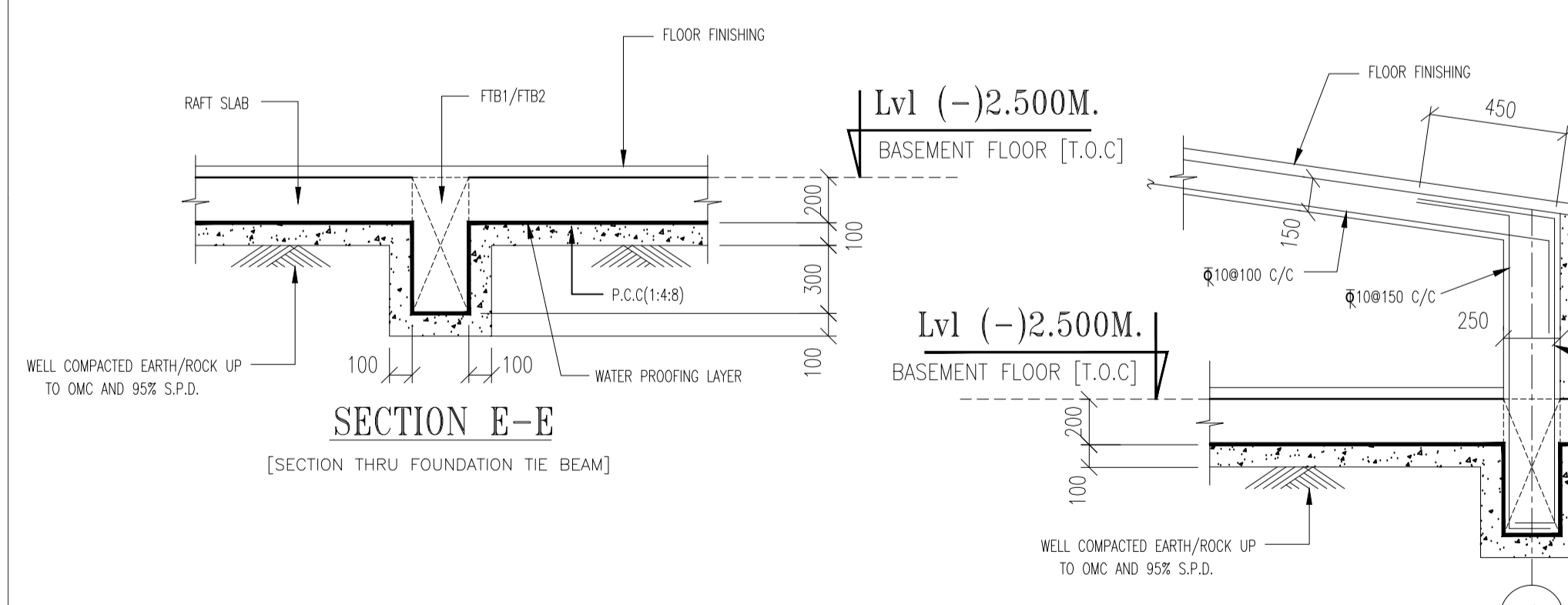
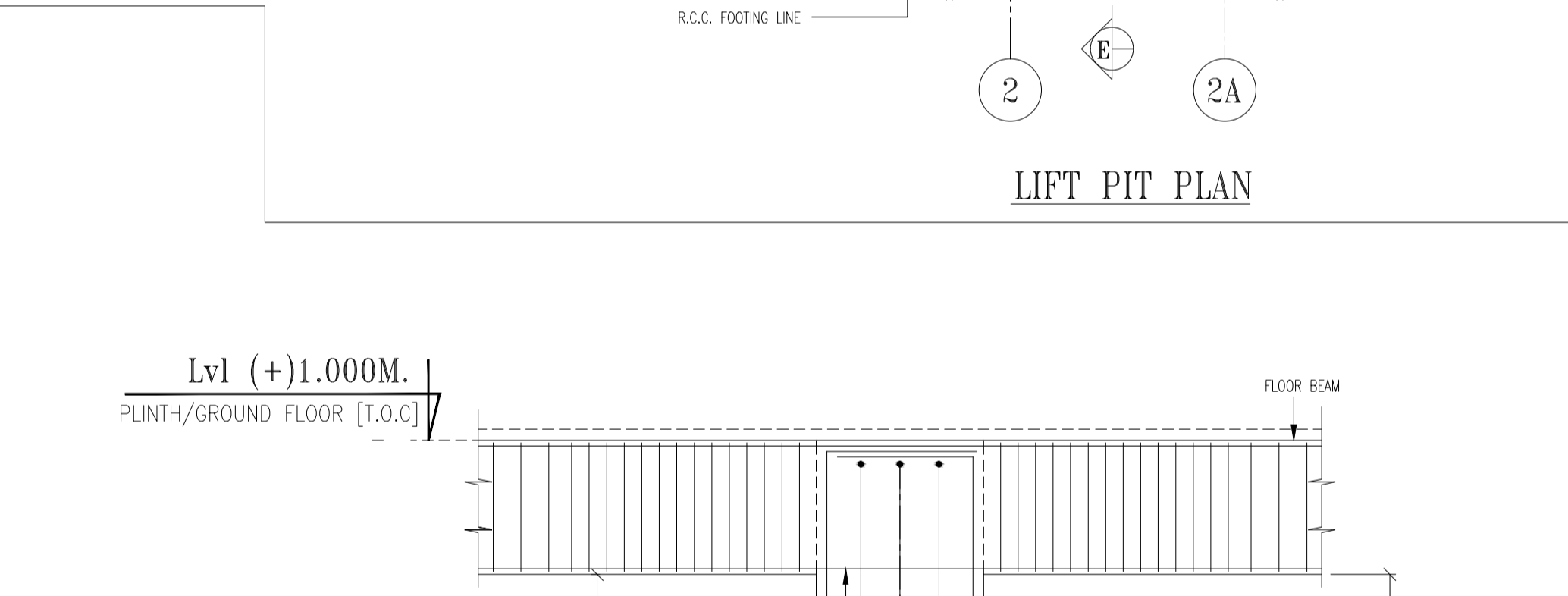
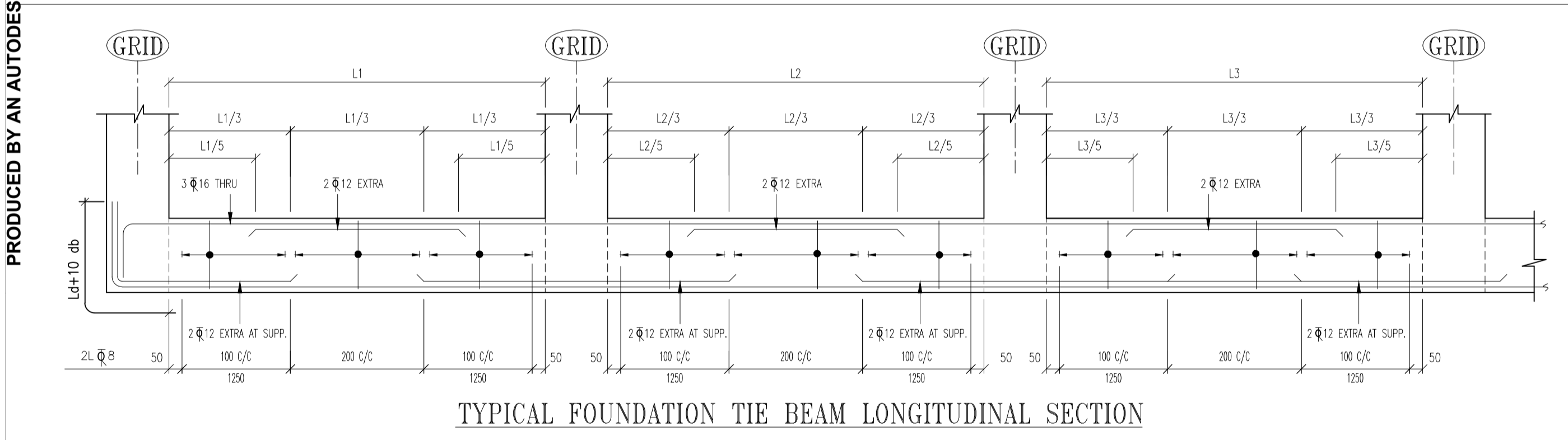
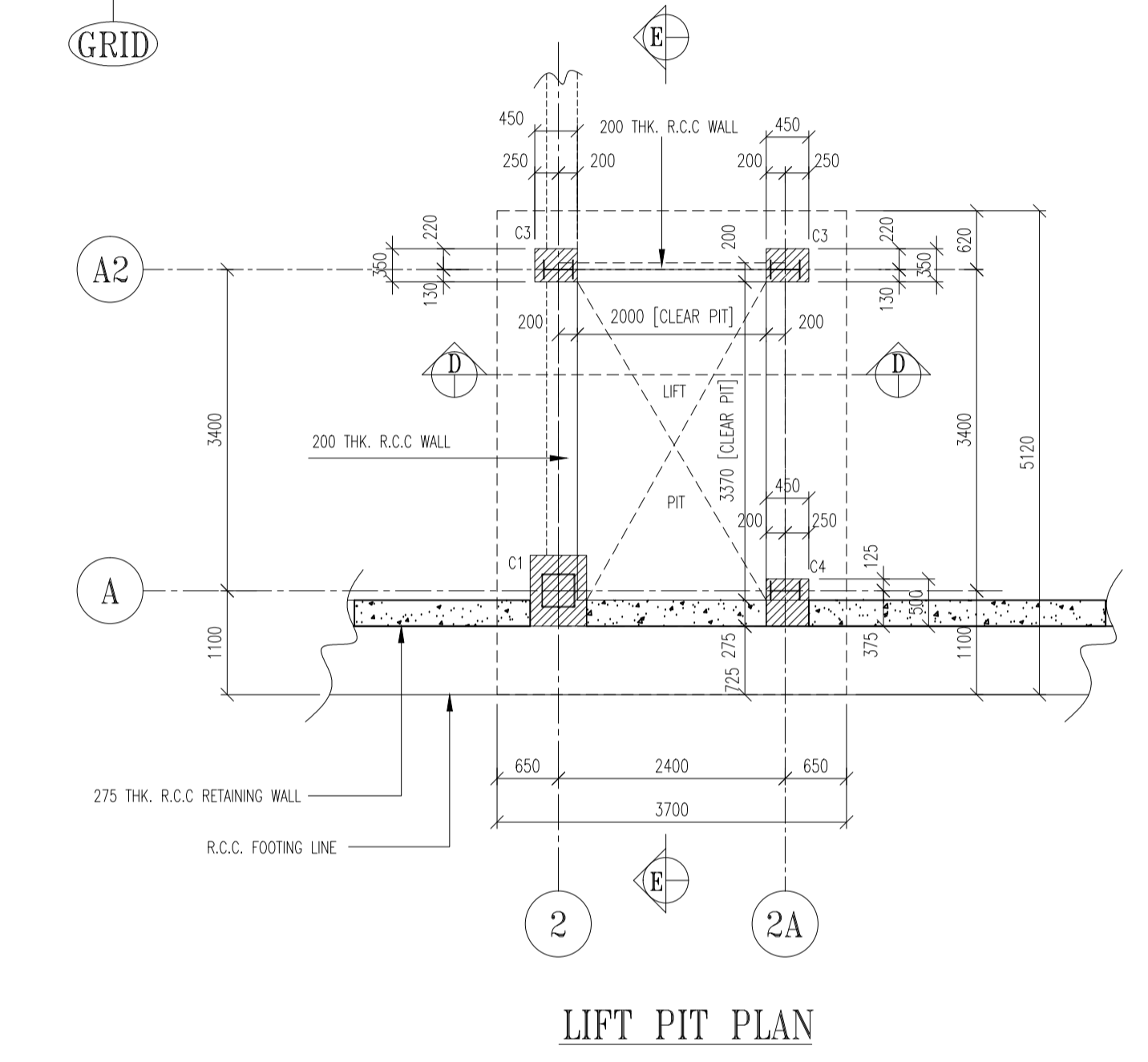
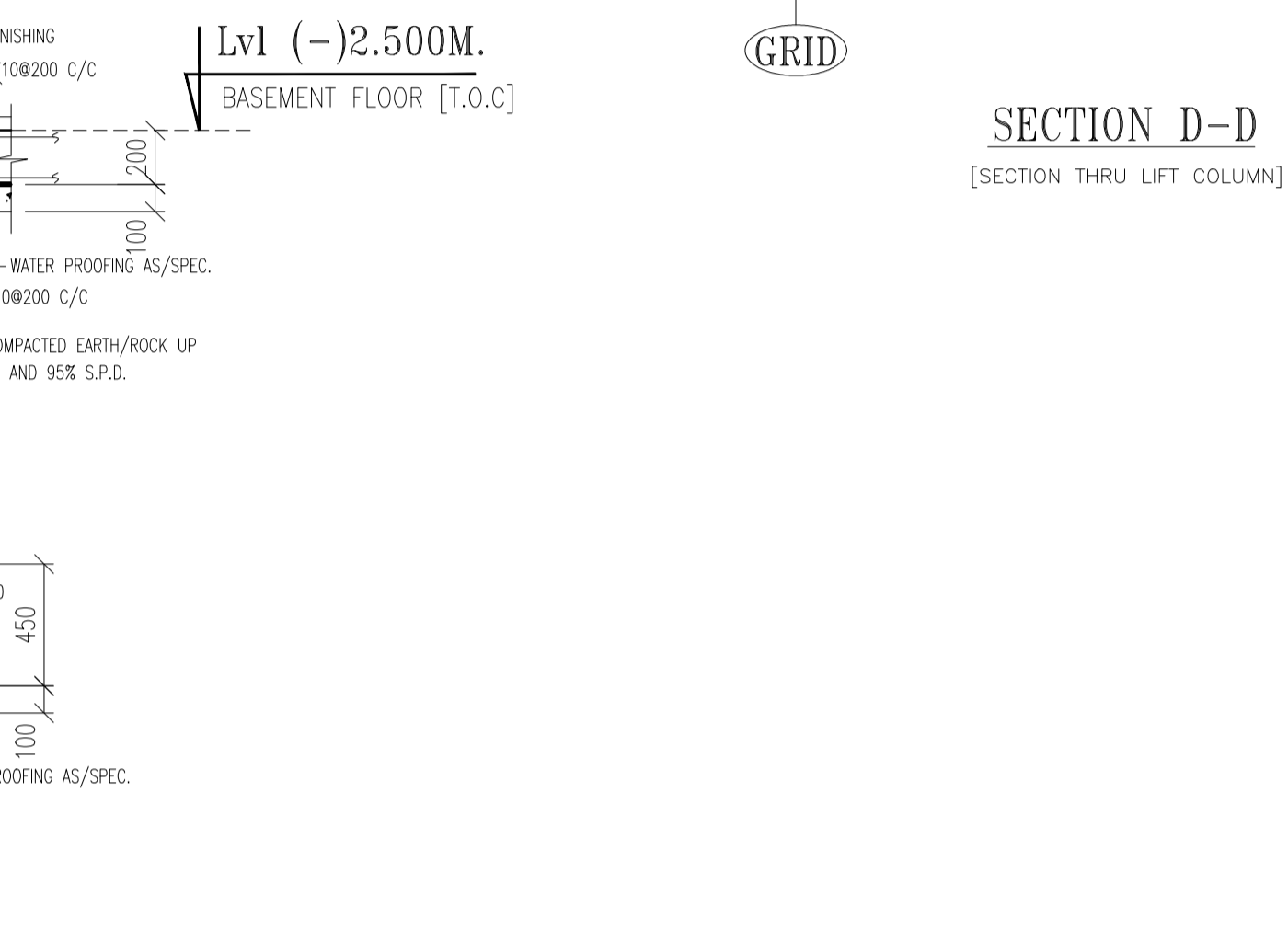
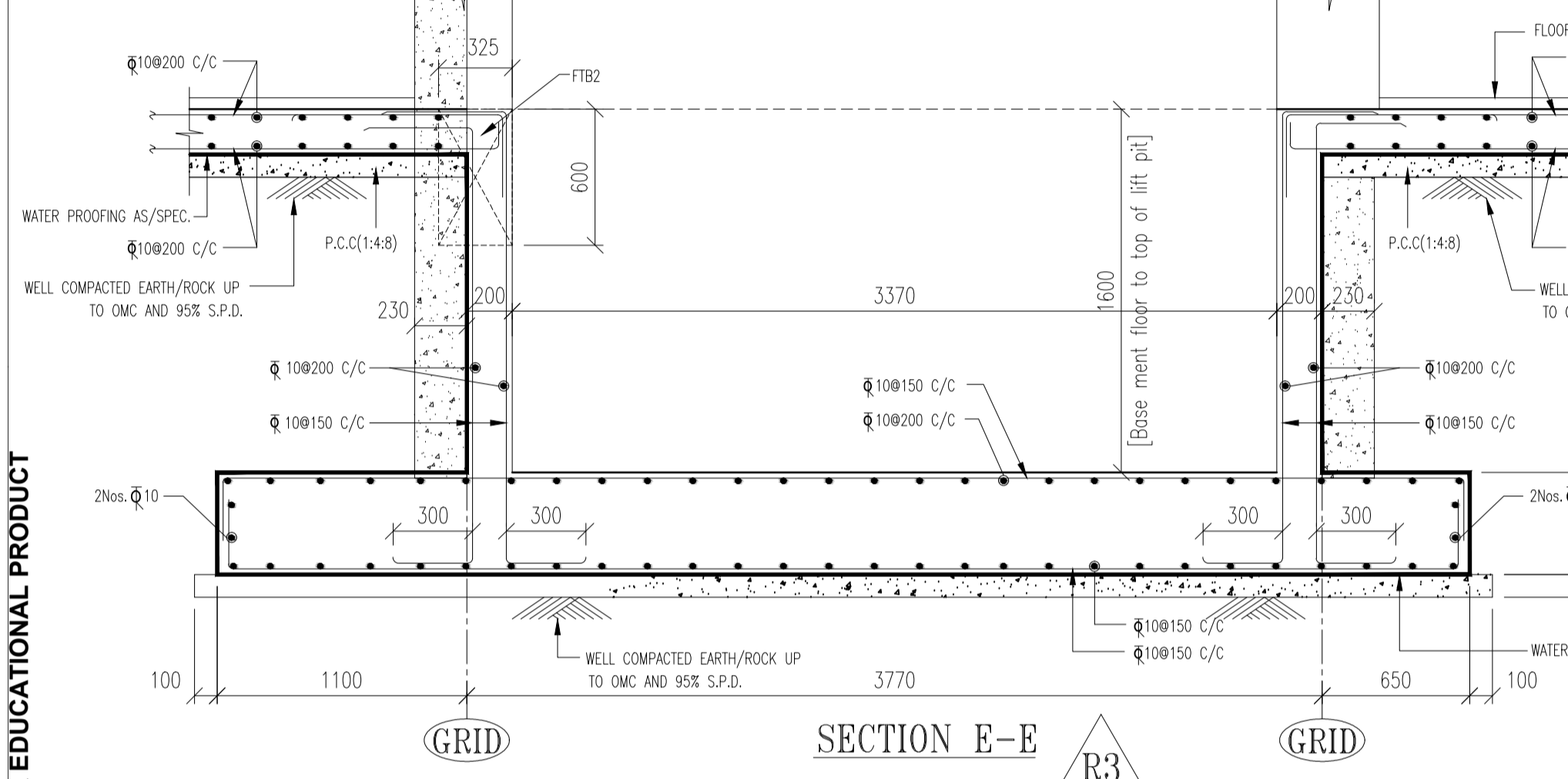
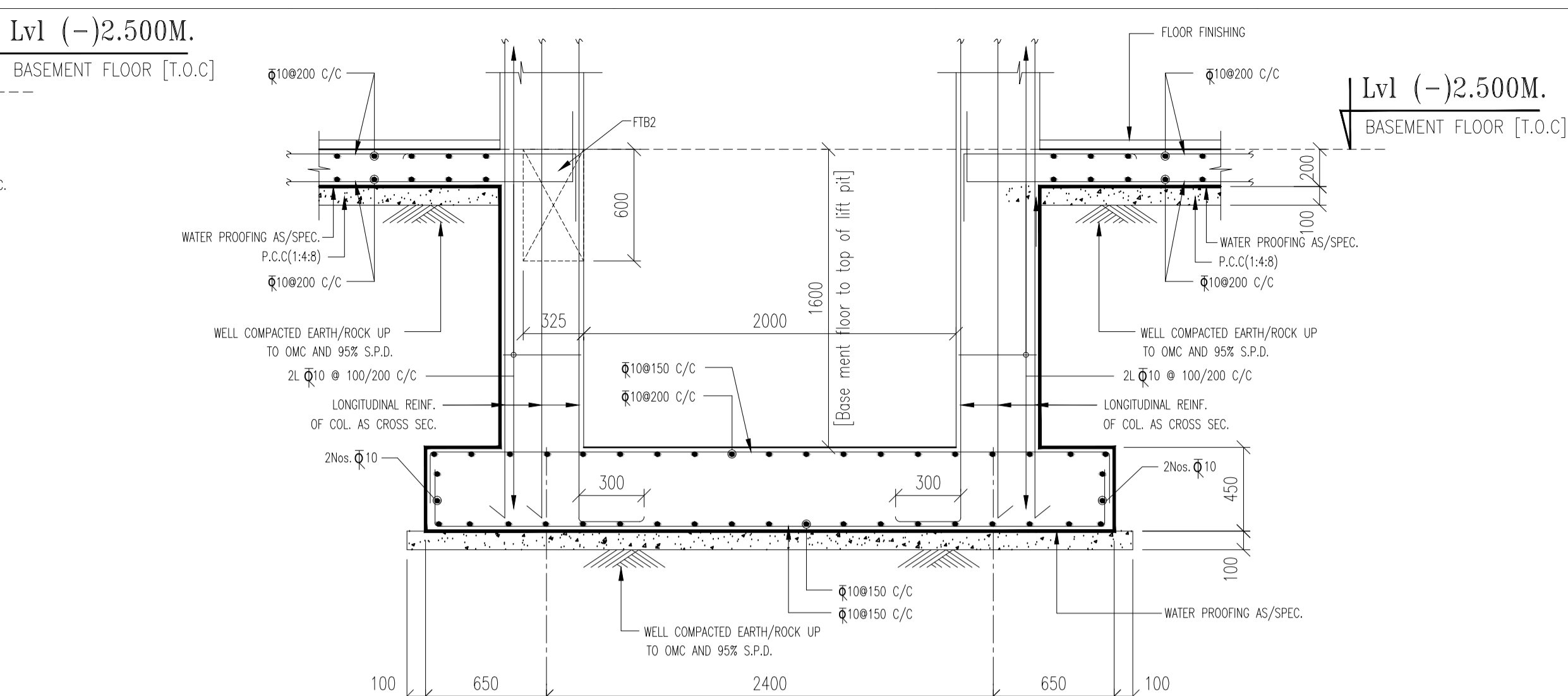
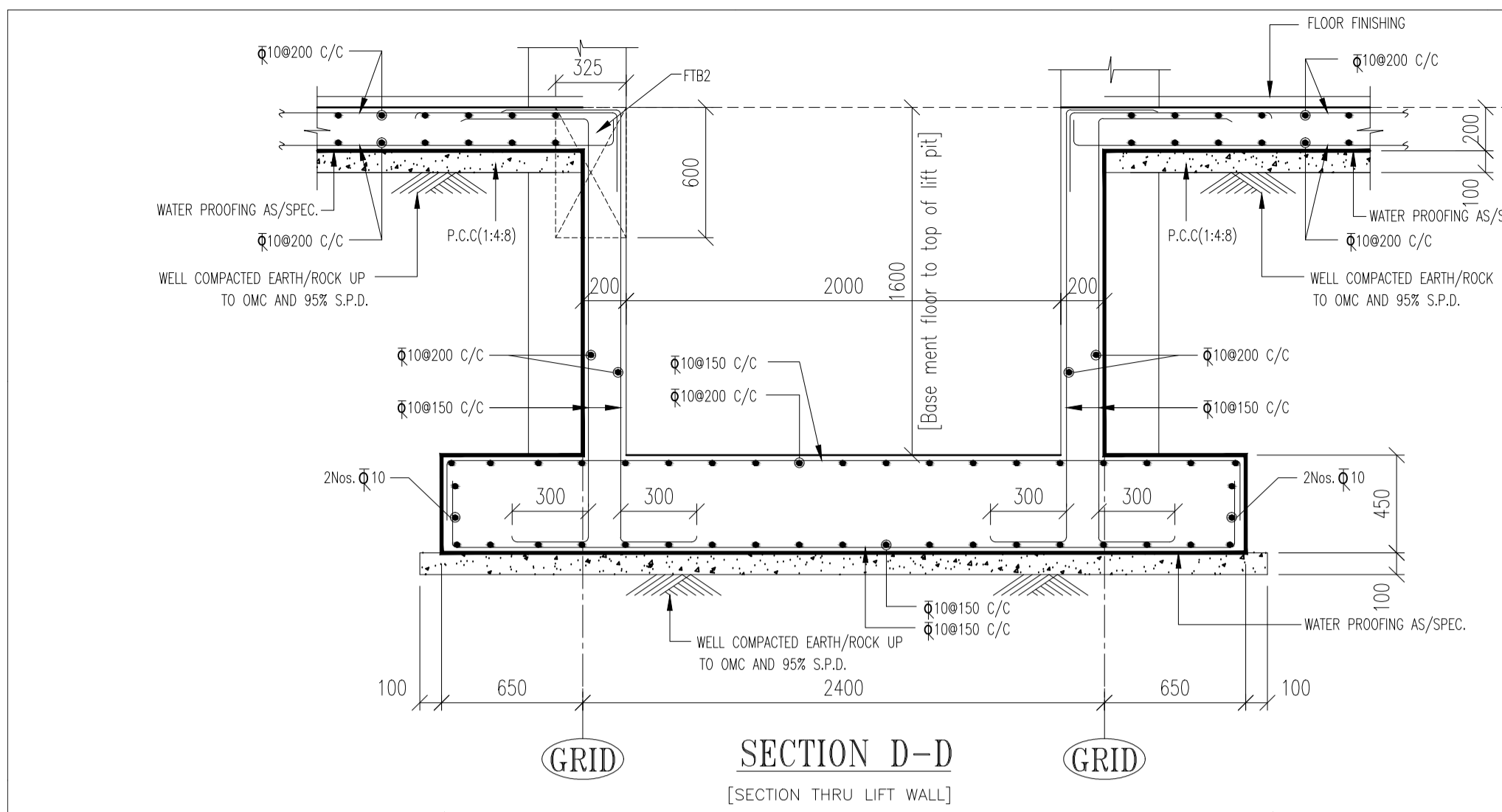
Consultant: **IL&FS CLUSTER DEVELOPMENT
INITIATIVE LIMITED**

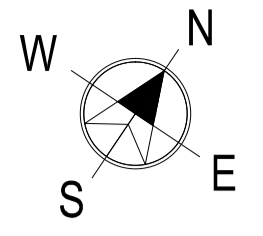
Drawing Title: **FOUNDATION DETAILS**

Drawn by:	Baby Thomas	Scale:	1:175	Date:	15.04.2015
Checked by:	N.V.Hattangadi	Project No:	ESBS/PB-01459-01.01	Drawing No:	FD-002
Design by:	A.U.KHAN	Revision:			R3

NOTE:-

1. All rights reserved. This drawing contains proprietary information which is protected by copyright. No part of this drawing may be reproduced, translated in computer language, or transmitted in any form whatsoever without the prior written consent of EVEREST INDUSTRIES LIMITED





Document No. :-	FM-DES-31
Revision No. :-	00
Effective From :-	01-11-2012
Page No. :-	01 OF 01

DRAWING CROSS REFERENCE

Drawing No:	Rev.	Description
GA-001	R2	GENERAL ARRANGEMENT DRAWING [G.F FLOOR PLAN AT (+) 1.200M. Lvl.]
GA-002	R2	GENERAL ARRANGEMENT DRAWING [F.F FLOOR PLAN AND F.F FLOOR FRAMING PLAN AT (+) 5.200M. Lvl.]
GA-003	R2	GENERAL ARRANGEMENT DRAWING [S.F FLOOR PLAN AND S.F FLOOR FRAMING PLAN AT (+) 9.200M. Lvl.]
GA-004	R2	GENERAL ARRANGEMENT DRAWING [T.F FLOOR PLAN AND T.F FLOOR FRAMING PLAN AT (+) 13.200M. Lvl.]
GA-005	R2	GENERAL ARRANGEMENT DRAWING [ROOF PLAN AND ROOF FRAMING PLAN AT THE BEAM LEVEL]
GA-006	R2	GENERAL ARRANGEMENT DRAWING [MAIN FRAME CROSS-SECTIONS]
GA-007	R2	GENERAL ARRANGEMENT DRAWING [MAIN FRAME CROSS-SECTIONS]
GA-008	R2	GENERAL ARRANGEMENT DRAWING [SIDE ELEVATIONS]
GA-009	R2	GENERAL ARRANGEMENT DRAWING [END ELEVATIONS AND DETAILS]
GA-010	R0	GENERAL ARRANGEMENT DRAWING [STAIR CASE ARRANGEMENT AND DETAILS]
GA-011	R0	GENERAL ARRANGEMENT DRAWING [STAIR CASE ARRANGEMENT AND DETAILS]

GENERAL NOTES:-

- ALL DIMENSIONS ARE IN mm & ALL LEVELS ARE IN Mtr. [U.N.O]
- ONLY WRITTEN DIMENSIONS SHALL BE FOLLOWED AND DRAWINGS SHALL NOT BE SCALED FOR OBTAINING ANY DIMENSIONS AS PER THE PURCHASE ORDER.
- APPROVAL ON THESE G.A DRAWINGS TO BE GIVEN BY.....
- THE FABRICATION AND ERECTION TOLERANCES SHALL BE FOLLOWED AS PER SECTION IV-9 OF MBMA-1996
- THE MAXIMUM PERMISSIBLE DEVIATION OF COLUMN ALIGNMENT SHALL BE RESTRICTED TO H/500
- CLADDING SHEET COLOUR TO BE CONFIRMED BY CLIENT/CONSULTANT
- ALL SECONDARY MEMBERS SHALL BE M.S PAINTED.

LEGENDS:

- FEW = FRONT END WALL LSW = LEFT SIDE WALL
 BEW = BACK END WALL RSW = RIGHT SIDE WALL

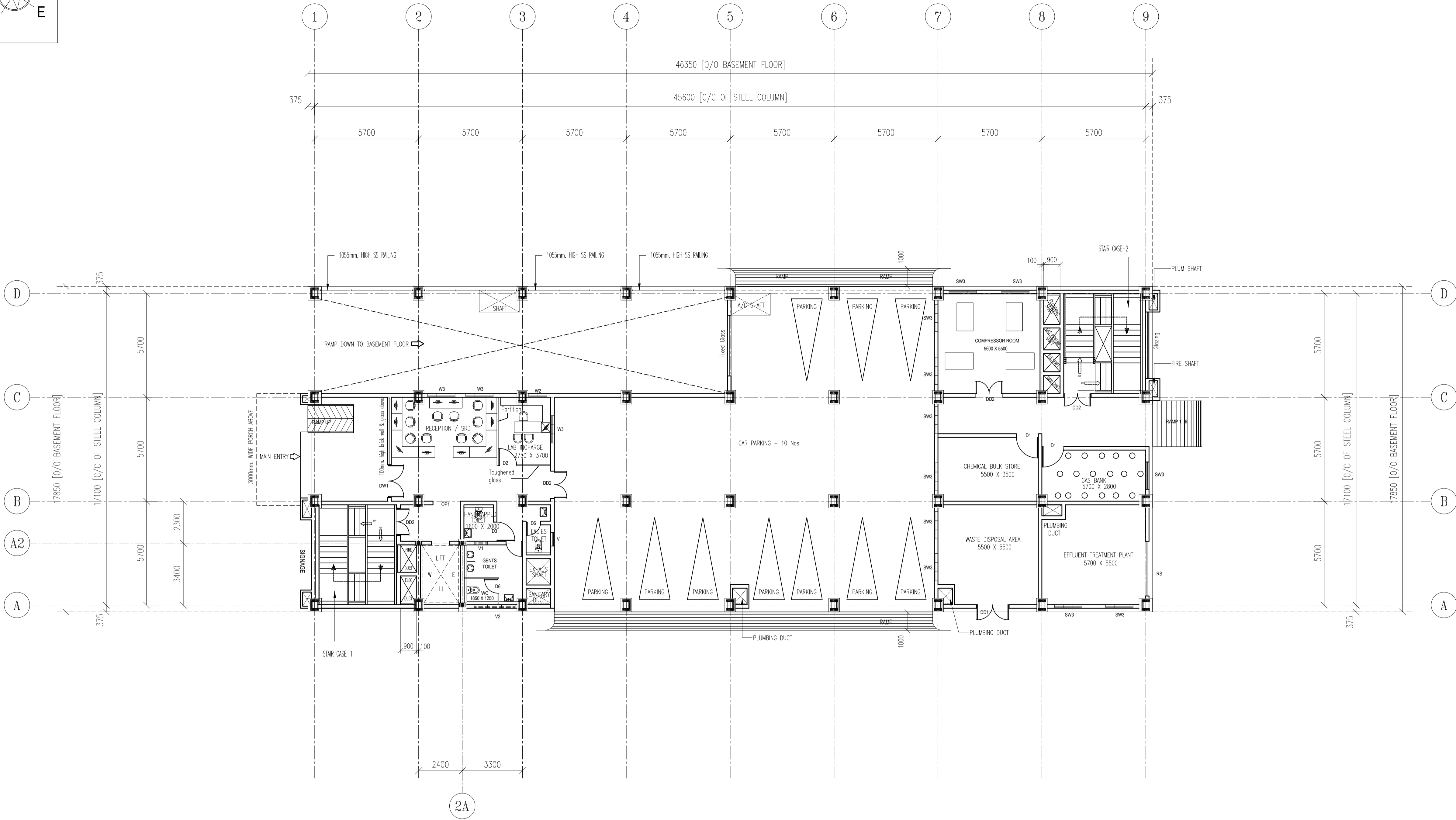
ISSUED FOR APPROVAL

SENT ON IN ORDER TO SCHEDULE THIS PROJECT IN THE MOST EFFICIENT MANNER, RETURN THESE DOCUMENTS, MARKED WITH YOUR COMMENTS, WITHIN TWO WEEKS FROM THE ABOVE MENTIONED DATE ANY CHANGES MADE AFTER APPROVAL OF THESE DRAWINGS MAY DELAY THE FABRICATION AND DELIVERY PROCESS. THESE DRAWINGS ARE NOT FOR CONSTRUCTION.

- APPROVED NO CHANGES. PROCEED WITH FABRICATION.
- APPROVED AS NOTED FABRICATION MAY PROCEED ON THE BASIS OF CORRECTIONS INDICATED.
- NOT APPROVED, RE-SUBMIT FOR APPROVAL.

GOOD FOR CONSTRUCTION

REVIEWED BY NAME
 SIGNATURE DATE



GROUND FLOOR PLAN AT (+) 1.000M. Lvl.]

TYPE	PARTICULARS	SIZE
DD1	HALF GLAZED & HALF PANELLED DOUBLE DOOR	1800 x 2400
DD2	HALF GLAZED & HALF PANELLED DOUBLE DOOR	1500 x 2400
DW1	TOUGHENED GLASS DOOR WINDOW	5500 x 3000
W2	ALUMINIUM WINDOW (cill Ht = +1000)	1000 x 1400
W3	ALUMINIUM WINDOW (cill Ht = +1000)	1500 x 1400
W4	ALUMINIUM WINDOW (cill Ht = +1000)	3000 x 1400
W5	ALUMINIUM WINDOW (cill Ht = +100)	3700 x 2800
SW3	STEEL WINDOW (cill = +1000)	1500 x 1400
V1	VENTILATOR (ALUMINIUM) (cill = +1500)	750 x 600
V2	VENTILATOR (ALUMINIUM) (cill = +2100)	2250 x 600
OP1	OPENING	1500 x 2100
OP2	OPENING	900 x 2100
RS	ROLLING SHUTTER	3000 x 2400

Rev.	Description	Name	Checked	Date
R2.	Revised as per architect comment.	Jaiprakash	Baby Thomas	08.05.2015
R1.	Revised as per architect comment.	Jaiprakash	Baby Thomas	23.04.2015

Project: QUALITY EVALUATION LABORATORY
 CUM TRAINING CENTER AT PLOT NO. EL - 184, MIDC
 TTC INDUSTRIAL AREA, VILLAGE-NAVI MUMBAI

Client: SPICES BOARD
 Ministry of Commerce and Industries,
 Govt of India

Architect: THE NOVARCH
 Architects & Engineers

Consultant: IL&FS CLUSTER DEVELOPMENT
 INITIATIVE LIMITED

Drawing Title:
 GENERAL ARRANGEMENT DRAWING
 [G.F FLOOR PLAN AT (+) 1.000M. Lvl.]

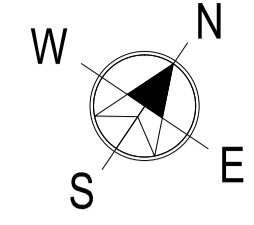
Everest Industries Limited
 ESBS Division, Genesis-A-32, Mohan Co-operative Industrial Estate,
 Mathura Road, New Delhi-110044 [INDIA]
 Tel. : +91-11-41731951-53, Fax. : +91-11-46566370
 Website : www.everestind.com

Drawn by: Jaiprakash **Scale:** 1:175 **Date:** 12.04.2015
Checked by: Baby Thomas **Project No:** **Drawing No:** **Revision:**
Design by: Vikash **ESBS/PB-01459:01.01.01** **GA-001** **R2**

1. ROOFING SHEET [OUTER]	0.50mm. TCT ER-32/251 COLOR COATED GALVALUME 550 Mpa. STEEL
2. ROOFING SHEET [INNER]	0.50mm. TCT ER-32/251 COLOR COATED GALVALUME 550 Mpa. STEEL
3. WALL CLADDING SHEET	0.50mm. TCT ER-32/251 COLOR COATED GALVALUME 550 Mpa. STEEL
4. INSULATION	FIBERGLASS INSULATION [FSK] 50mm. THK. 24kg/M3 [ONLY ROOF AREA.]
5. FLASHING	AS PER STANDARD [OFF WHITE]
6. DECKING SHEET	0.8mm. THK. G.I SHEET

1. DEAD LOAD	= AS PER DESIGN [100mm. R.C.C SLAB + 25mm. FLOOR FINISH + FALSE CEILING]
2. LIVE LOAD	= 3.5kN / Sqm.

1. DEAD LOAD	= 0.15kN/M + SELF WEIGHT OF STRUCTURE
2. LIVE LOAD	= 0.75kN/Sqm. ON (FRAMES & ROOF)
3. WIND SPEED	= 39 (M/SECOND.)
4. WIND CODE	= IS875-III
5. SEISMIC ZONE & CO-EFF.	= III & 0.16
6. BUILDING ENCLOSURE CONDITION	= PARTIALLY ENCLOSED
7. CELL LOAD ON ROOF	= 0.35kN/Sqm. FOR FALSE CEILING



Document No. :-	FM-DES-31
Revision No. :-	00
Effective From :-	01-11-2012
Page No. :-	01 OF 01

DRAWING CROSS REFERENCE	
Drawing No.	Description
GA-001	GENERAL ARRANGEMENT DRAWING [G.F FLOOR PLAN AT (+) 1.500M. Lvl.]
GA-002	GENERAL ARRANGEMENT DRAWING [F.F FLOOR PLAN AND F.F FLOOR FRAMING PLAN AT (+) 5.000M. Lvl.]
GA-003	GENERAL ARRANGEMENT DRAWING [S.F FLOOR PLAN AND S.F FLOOR FRAMING PLAN AT (+) 9.200M. Lvl.]
GA-004	GENERAL ARRANGEMENT DRAWING [T.F FLOOR PLAN AND T.F FLOOR FRAMING PLAN AT (+) 13.200M. Lvl.]
GA-005	GENERAL ARRANGEMENT DRAWING [ROOF PLAN AND ROOF FRAMING PLAN AT THE BEAM LEVEL]
GA-006	GENERAL ARRANGEMENT DRAWING [MAIN FRAME CROSS-SECTIONS]
GA-007	GENERAL ARRANGEMENT DRAWING [MAIN FRAME CROSS-SECTIONS]
GA-008	GENERAL ARRANGEMENT DRAWING [SIDE ELEVATIONS]
GA-009	GENERAL ARRANGEMENT DRAWING [END ELEVATIONS AND DETAILS]
GA-010	GENERAL ARRANGEMENT DRAWING [STAIR CASE ARRANGEMENT AND DETAILS]
GA-011	GENERAL ARRANGEMENT DRAWING [STAIR CASE ARRANGEMENT AND DETAILS]

- GENERAL NOTES:-**
- ALL DIMENSIONS ARE IN mm & ALL LEVELS ARE IN Mtr. [U.N.O]
 - ONLY WRITTEN DIMENSIONS SHALL BE FOLLOWED AND DRAWINGS SHALL NOT BE SCALED FOR OBTAINING ANY DIMENSIONS
 - APPROVAL ON THESE G.A DRAWINGS TO BE GIVEN BY..... AS PER THE PURCHASE ORDER.
 - THE FABRICATION AND ERECTION TOLERANCES SHALL BE FOLLOWED AS PER SECTION IV-9 OF MBMA-1996
 - THE MAXIMUM PERMISSIBLE DEVIATION OF COLUMN ALIGNMENT SHALL BE RESTRICTED TO H/500

SCHEDULE OF MEZZANINE JOIST	
1. MJ1	[WEB-300X5] [1/O FLG.-150X6]
2. MJ2	[WEB-300X5] [1/O FLG.-150X6]
3. MJ3	[WEB-300X5] [1/O FLG.-150X6]
4. MJ4	[WEB-400X5] [1/O FLG.-175X8]

SCHEDULE OF MEZZANINE BEAM	
1. MB1	[WEB-400X6] [1/O FLG.-200X8]
2. MB2	[WEB-400X6] [1/O FLG.-200X8]
3. MB3	[WEB-400X6] [1/O FLG.-200X8]
4. MB4	[WEB-400X6] [1/O FLG.-200X8]
5. MB5	[WEB-550X6] [1/O FLG.-200X8]
6. MB6	[WEB-550X6] [1/O FLG.-200X8]
7. MB7	[WEB-550X6] [1/O FLG.-200X8]

ISSUED FOR APPROVAL

SENT ON

IN ORDER TO SCHEDULE THIS PROJECT IN THE MOST EFFICIENT MANNER, RETURN THESE DOCUMENTS, MARKED WITH YOUR COMMENTS, WITHIN TWO WEEKS FROM THE ABOVE MENTIONED DATE

ANY CHANGES MADE AFTER APPROVAL OF THESE DRAWINGS MAY DELAY THE FABRICATION AND DELIVERY PROCESS.

THESE DRAWINGS ARE NOT FOR CONSTRUCTION.

- APPROVED
NO CHANGES. PROCEED WITH FABRICATION.
- APPROVED AS NOTED
FABRICATION MAY PROCEED ON THE BASIS OF CORRECTIONS INDICATED.
- NOT APPROVED, RE-SUBMIT FOR APPROVAL.

REVIEWED BY
NAME
SIGNATURE DATE



Rev.	Description	Name	Checked	Date
R2.	Revised as per architect comment.	Jaiprakash	Baby Thomas	08.05.2015
R1.	Revised as per architect comment.	Jaiprakash	Baby Thomas	23.04.2015

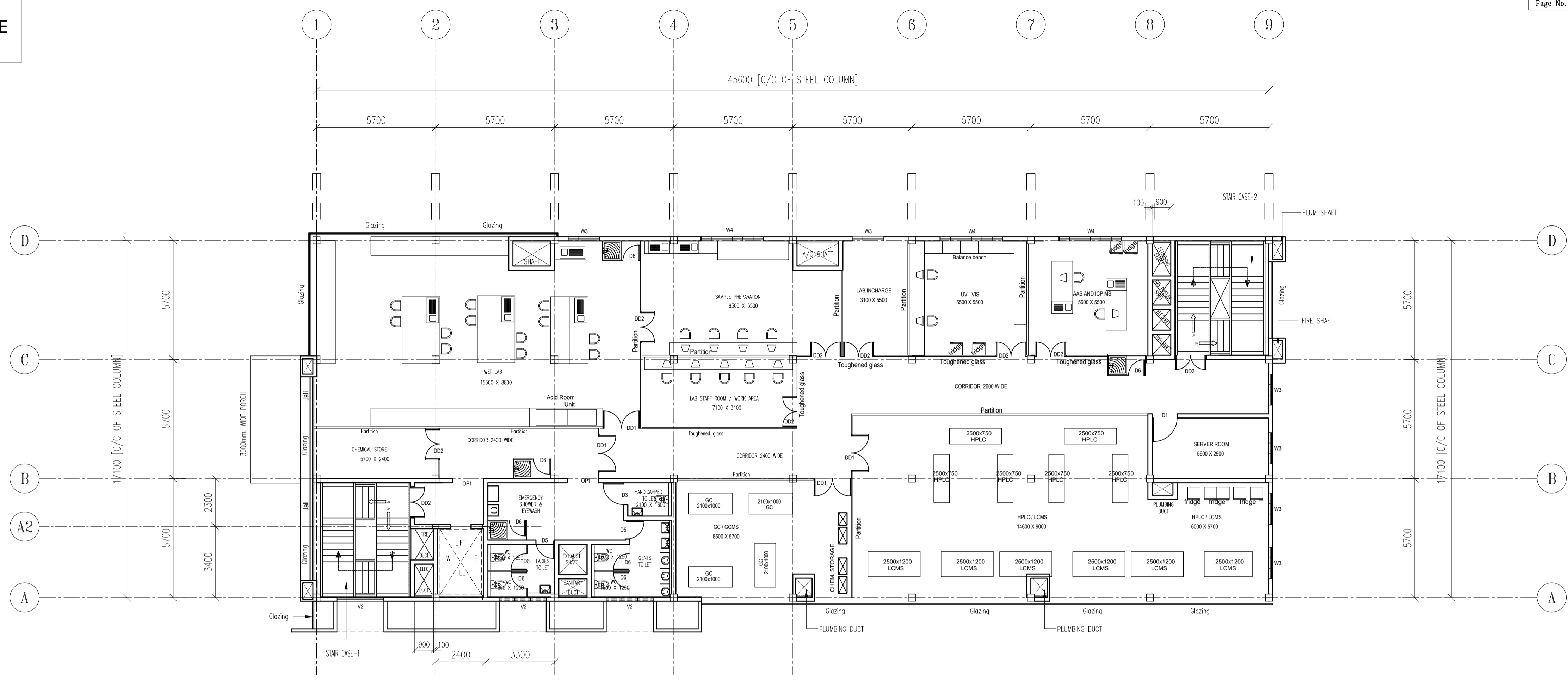
REVISIONS	
Project:	QUALITY EVALUATION LABORATORY CUM TRAINING CENTER AT PLOT NO. EL - 184, MIDC TTC INDUSTRIAL AREA, VILLAGE-NAVI MUMBAI
Client:	SPICES BOARD Ministry of Commerce and Industries, Govt of India
Architect:	THE NOVARCH Architects & Engineers
Consultant:	IL&FS CLUSTER DEVELOPMENT INITIATIVE LIMITED
Drawing Title:	GENERAL ARRANGEMENT DRAWING [F.F FLOOR PLAN AND F.F FLOOR FRAMING PLAN AT (+) 5.000M. Lvl.]

EVEREST Industries Limited
 ESBS Division, Genesis, A-32, Mohan Co-operative Industrial Estate,
 Mathura Road, New Delhi-110044 [INDIA]
 Tel. : +91-11-41731951-53, Fax. : +91-11-46566370
 Website : www.everestind.com

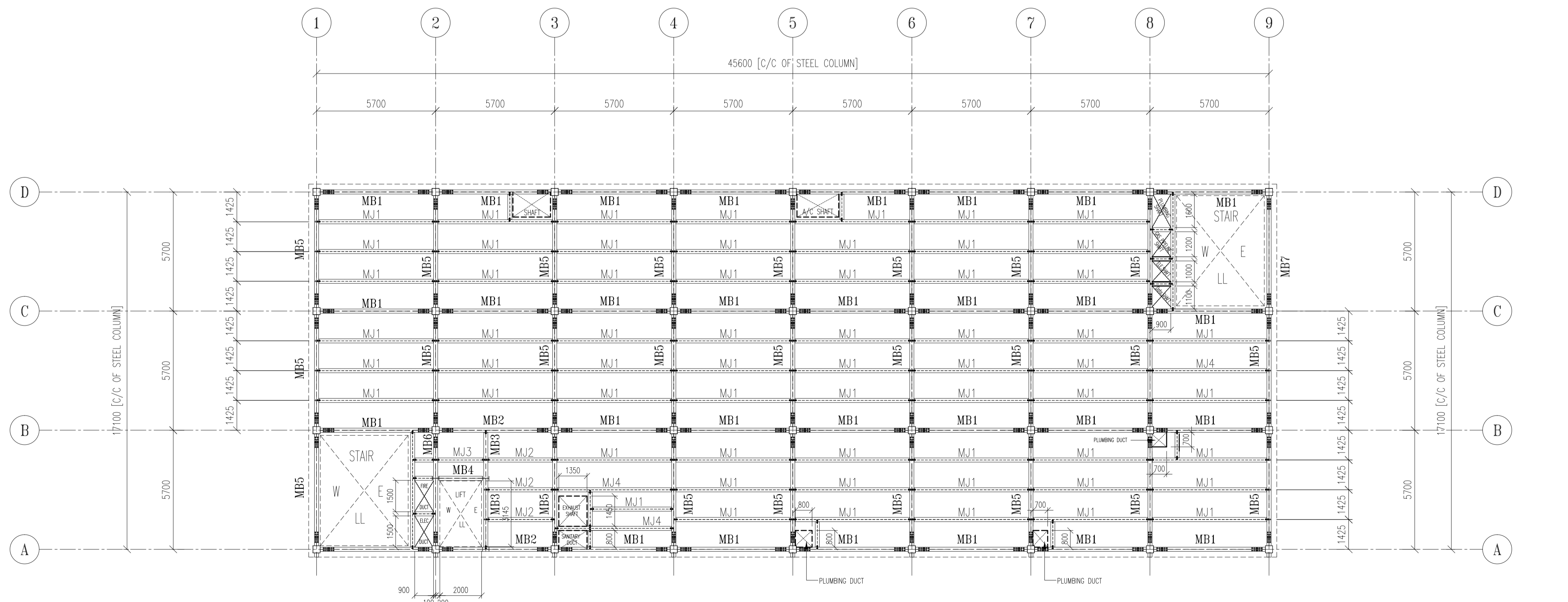
Drawn by:	Jaiprakash	Scale:	1:175	Date:	12.04.2015
Checked by:	Baby Thomas	Project No.:	ESBS/PB-01459:01.01.01	Drawing No.:	GA-002
Design by:	Vikash				R2

NOTE:-

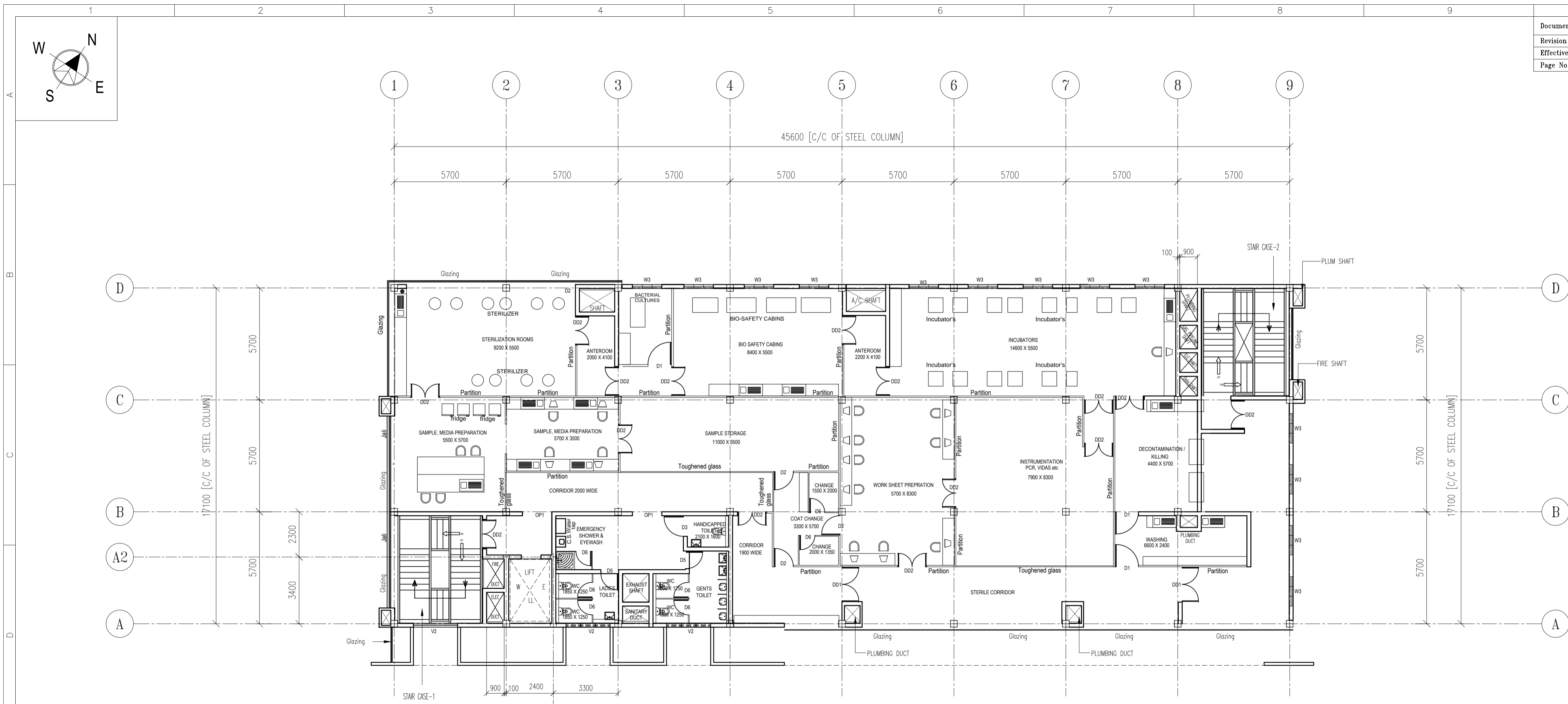
1. All rights reserved. This drawing contains proprietary information which is protected by copyright. No part of this drawing may be reproduced, translated in computer language, or transmitted in any form whatsoever without the prior written consent of EVEREST INDUSTRIES LIMITED



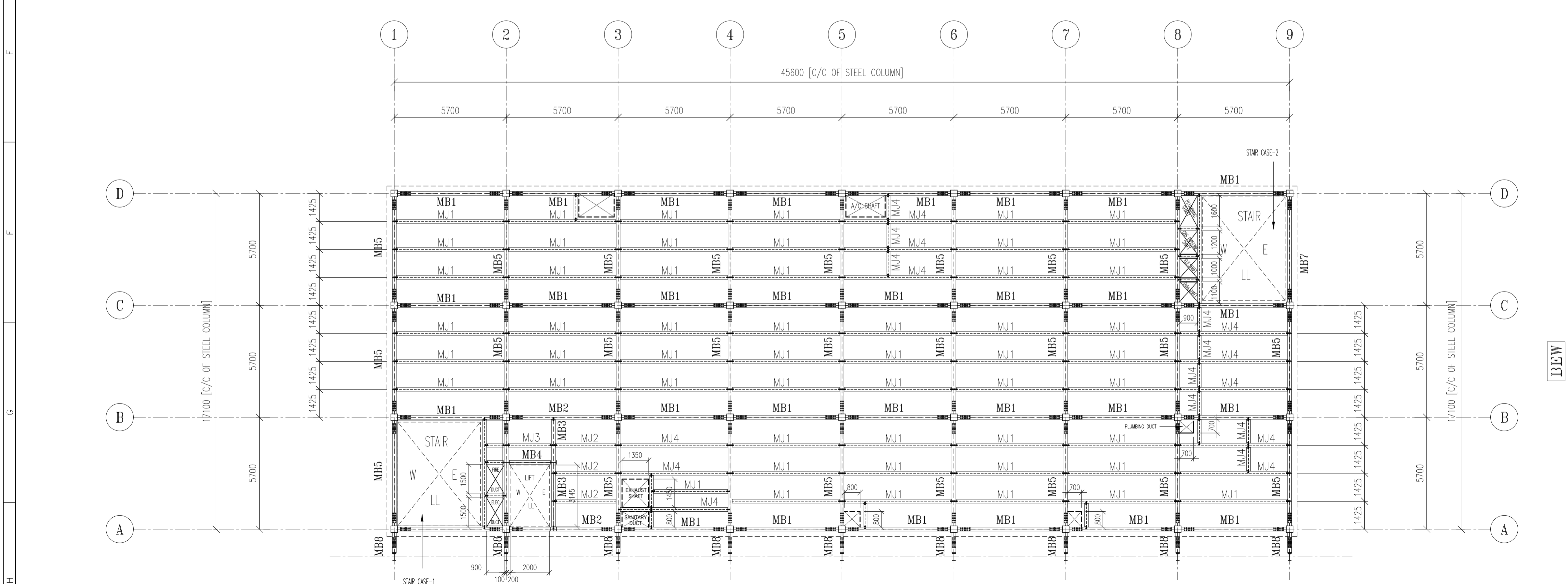
2A FIRST FLOOR PLAN AT (+) 5.000M. LVL.]



FIRST FLOOR FRAMING PLAN AT (+) 5.000M. LVL.]



SECOND FLOOR PLAN AT (+) 9.000M. LVL.]



SECOND FLOOR FRAMING PLAN AT (+) 9.000M. LVL.]

Document No. :-	FM-DES-31
Revision No. :-	00
Effective From :-	01-11-2012
Page No. :-	01 OF 01

DRAWING CROSS REFERENCE		
Drawing No.	Rev.	Description
GA-001	R2	GENERAL ARRANGEMENT DRAWING [CF FLOOR PLAN AT (+) 1.200M. Lvl.]
GA-002	R2	GENERAL ARRANGEMENT DRAWING [FF FLOOR PLAN AND FF FLOOR FRAMING PLAN AT (+) 5.200M. Lvl.]
GA-003	R2	GENERAL ARRANGEMENT DRAWING [SF FLOOR PLAN AND SF FLOOR FRAMING PLAN AT (+) 9.200M. Lvl.]
GA-004	R2	GENERAL ARRANGEMENT DRAWING [TF FLOOR PLAN AND TF FLOOR FRAMING PLAN AT (+) 13.200M. Lvl.]
GA-005	R2	GENERAL ARRANGEMENT DRAWING [ROOF PLAN AND ROOF FRAMING PLAN AT THE BEAM LEVEL]
GA-006	R2	GENERAL ARRANGEMENT DRAWING [MAIN FRAME CROSS-SECTIONS]
GA-007	R2	GENERAL ARRANGEMENT DRAWING [MAIN FRAME CROSS-SECTIONS]
GA-008	R2	GENERAL ARRANGEMENT DRAWING [SIDE ELEVATIONS]
GA-009	R2	GENERAL ARRANGEMENT DRAWING [END ELEVATIONS AND DETAILS]
GA-010	RO	GENERAL ARRANGEMENT DRAWING [STAIR CASE ARRANGEMENT AND DETAILS]
GA-011	RO	GENERAL ARRANGEMENT DRAWING [STAIR CASE ARRANGEMENT AND DETAILS]

- GENERAL NOTES:-**
- ALL DIMENSIONS ARE IN mm & ALL LEVELS ARE IN Mtr. [U.N.O]
 - ONLY WRITTEN DIMENSIONS SHALL BE FOLLOWED AND DRAWINGS SHALL NOT BE SCALED FOR OBTAINING ANY DIMENSIONS
 - APPROVAL ON THESE G.A DRAWINGS TO BE GIVEN BY..... AS PER THE PURCHASE ORDER.
 - THE FABRICATION AND ERECTION TOLERANCES SHALL BE FOLLOWED AS PER SECTION IV-9 OF MBMA-1996
 - THE MAXIMUM PERMISSIBLE DEVIATION OF COLUMN ALIGNMENT SHALL BE RESTRICTED TO H/500

SCHEDULE OF MEZZANINE JOIST		
1.	MJ1	[WEB-300X5] [1/0 FLG.-150X6]
2.	MJ2	[WEB-300X5] [1/0 FLG.-150X6]
3.	MJ3	[WEB-300X5] [1/0 FLG.-150X6]
4.	MJ4	[WEB-400X5] [1/0 FLG.-175X8]

SCHEDULE OF MEZZANINE BEAM		
1.	MB1	[WEB-400X6] [1/0 FLG.-200X8]
2.	MB2	[WEB-400X6] [1/0 FLG.-200X8]
3.	MB3	[WEB-400X6] [1/0 FLG.-200X8]
4.	MB4	[WEB-400X6] [1/0 FLG.-200X8]
5.	MB5	[WEB-550X6] [1/0 FLG.-200X8]
6.	MB7	[WEB-550X6] [1/0 FLG.-200X8]
7.	MB8	[WEB-350X5] [1/0 FLG.-200X8]

ISSUED FOR APPROVAL

SENT ON
 IN ORDER TO SCHEDULE THIS PROJECT IN THE MOST EFFICIENT MANNER, RETURN THESE DOCUMENTS, MARKED WITH YOUR COMMENTS, WITHIN TWO WEEKS FROM THE ABOVE MENTIONED DATE.
 ANY CHANGES MADE AFTER APPROVAL OF THESE DRAWINGS MAY DELAY THE FABRICATION AND DELIVERY PROCESS.
 THESE DRAWINGS ARE NOT FOR CONSTRUCTION.

- APPROVED
NO CHANGES. PROCEED WITH FABRICATION.
- APPROVED AS NOTED
FABRICATION MAY PROCEED ON THE BASIS OF CORRECTIONS INDICATED.
- NOT APPROVED, RE-SUBMIT FOR APPROVAL.

REVIEWED BY
 NAME
 SIGNATURE DATE



Rev.	Description	Name	Checked	Date
R2.	Revised as per architect comment.	Jaiprakash	Baby Thomas	23.04.2015
R1.	Revised as per architect comment.	Jaiprakash	Baby Thomas	23.04.2015

REVISIONS
 Project: QUALITY EVALUATION LABORATORY
 CUM TRAINING CENTER AT PLOT NO. EL - 184, MIDC
 TTC INDUSTRIAL AREA, VILLAGE-NAVI MUMBAI

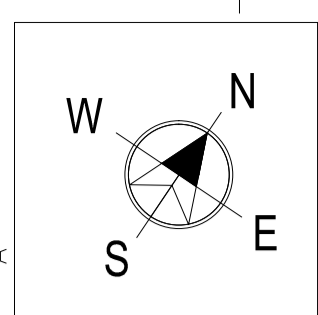
Client: SPICES BOARD
 Ministry of Commerce and Industries,
 Govt of India
 Architect: THE NOVARCH
 Architects & Engineers
 Consultant: IL&FS CLUSTER DEVELOPMENT
 INITIATIVE LIMITED

Drawing Title:
 GENERAL ARRANGEMENT DRAWING
 [S.F FLOOR PLAN AND S.F FLOOR FRAMING PLAN AT (+) 9.000M. Lvl.]

Everest Industries Limited
EVEREST
 ESBS Division, Genesis, A-32, Mohan Co-operative Industrial Estate,
 Mathura Road, New Delhi-110044 [INDIA]
 Tel. : +91-11-41731951-53, Fax. : +91-11-46566370
 Website : www.everestind.com

Drawn by:	Jaiprakash	Scale:	1:175	Date:	12.04.2015
Checked by:	Baby Thomas	Project No:	ESBS/PB-01459-01.01.01	Drawing No:	GA-003
Design by:	Vikash			Revision:	R2

NOTE:-
 1. All rights reserved. This drawing contains proprietary information which is protected by copyright. No part of this drawing may be reproduced, translated in computer language, or transmitted in any form whatsoever without the prior written consent of EVEREST INDUSTRIES LIMITED



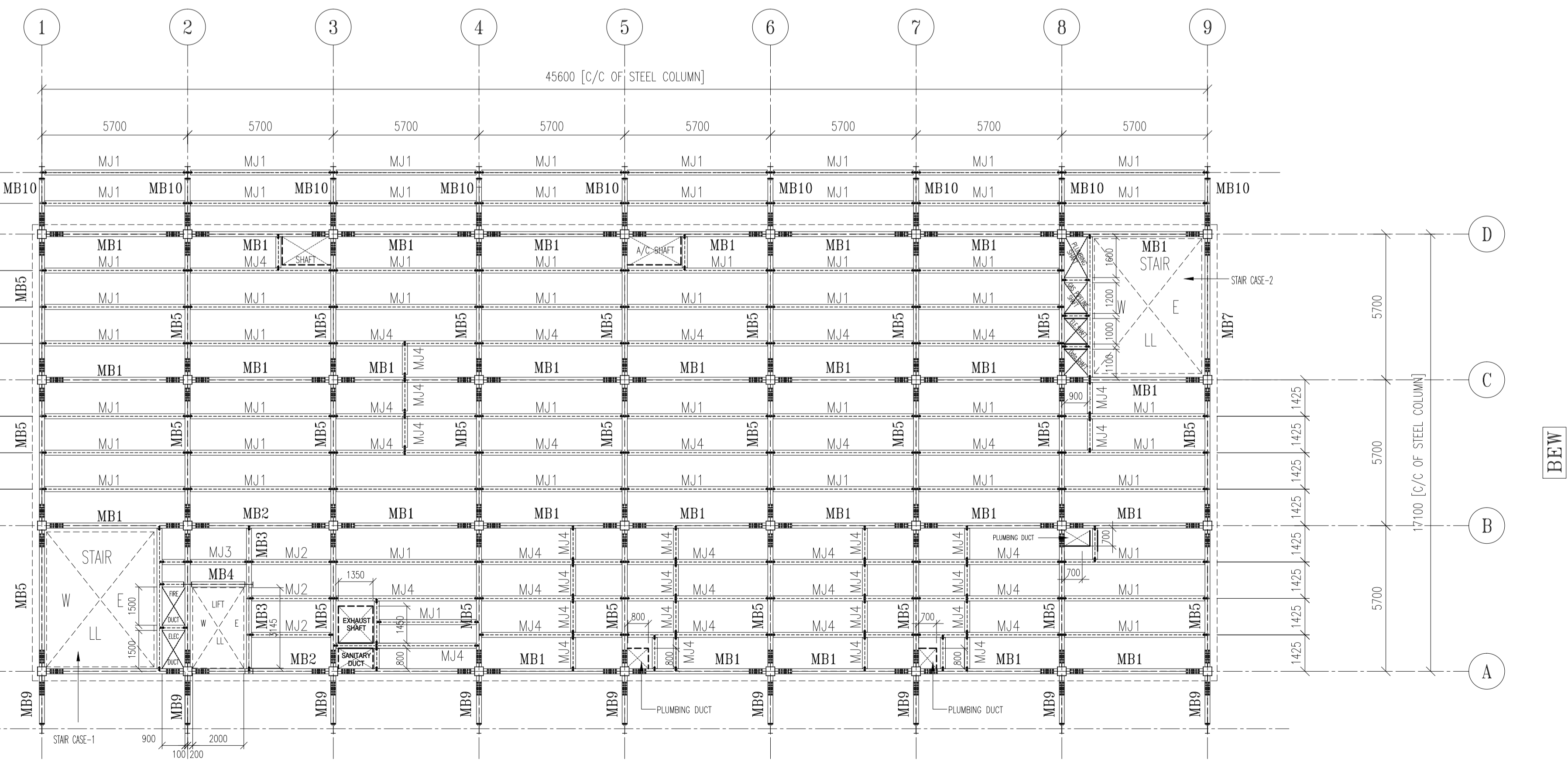
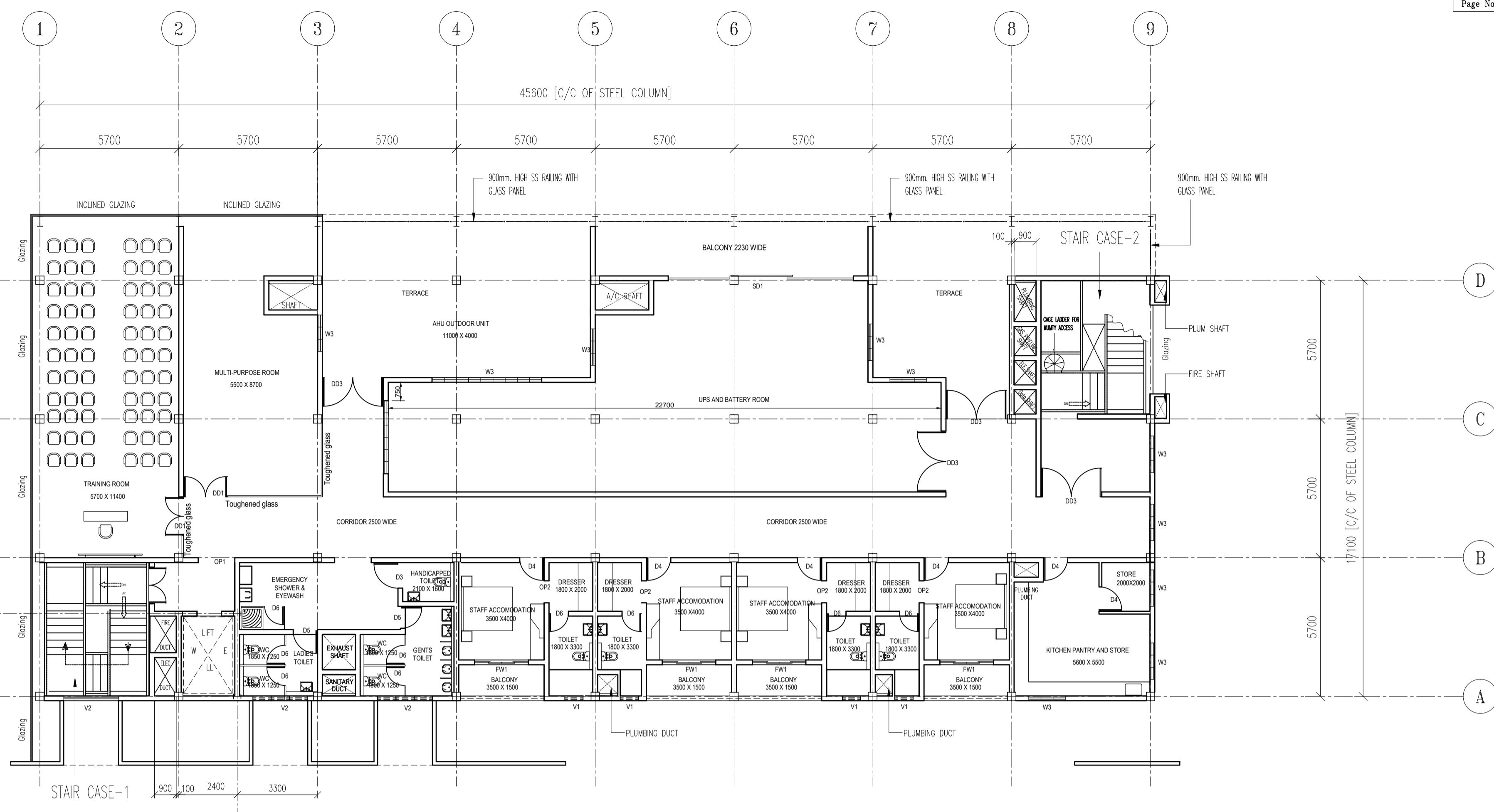
Document No. :-	FM-DES-31
Revision No. :-	00
Effective From :-	01-11-2012
Page No. :-	01 OF 01

DRAWING CROSS REFERENCE		
Drawing No.	Rev.	Description
GA-001	R2	GENERAL ARRANGEMENT DRAWING [CF FLOOR PLAN AT (+) 12.00M. Lvl.]
GA-002	R2	GENERAL ARRANGEMENT DRAWING [CF FLOOR PLAN AND FF FLOOR FRAMING PLAN AT (+) 4.200M. Lvl.]
GA-003	R2	GENERAL ARRANGEMENT DRAWING [SF FLOOR PLAN AND SF FLOOR FRAMING PLAN AT (+) 8.200M. Lvl.]
GA-004	R2	GENERAL ARRANGEMENT DRAWING [TF FLOOR PLAN AND TF FLOOR FRAMING PLAN AT (+) 13.00M. Lvl.]
GA-005	R2	GENERAL ARRANGEMENT DRAWING [ROOF PLAN AND ROOF FRAMING PLAN AT THE BEAM LEVEL]
GA-006	R2	GENERAL ARRANGEMENT DRAWING [MAIN FRAME CROSS-SECTIONS]
GA-007	R2	GENERAL ARRANGEMENT DRAWING [MAIN FRAME CROSS-SECTIONS]
GA-008	R2	GENERAL ARRANGEMENT DRAWING [SIDE ELEVATIONS]
GA-009	R2	GENERAL ARRANGEMENT DRAWING [END ELEVATIONS AND DETAILS]
GA-010	R0	GENERAL ARRANGEMENT DRAWING [STAIR CASE ARRANGEMENT AND DETAILS]
GA-011	R0	GENERAL ARRANGEMENT DRAWING [STAIR CASE ARRANGEMENT AND DETAILS]

- GENERAL NOTES:-**
- ALL DIMENSIONS ARE IN mm & ALL LEVELS ARE IN Mtr. [U.N.O]
 - ONLY WRITTEN DIMENSIONS SHALL BE FOLLOWED AND DRAWINGS SHALL NOT BE SCALED FOR OBTAINING ANY DIMENSIONS
 - APPROVAL ON THESE G.A DRAWINGS TO BE GIVEN BY..... AS PER THE PURCHASE ORDER.
 - THE FABRICATION AND ERECTION TOLERANCES SHALL BE FOLLOWED AS PER SECTION IV-9 OF MBMA-1996
 - THE MAXIMUM PERMISSIBLE DEVIATION OF COLUMN ALIGNMENT SHALL BE RESTRICTED TO H/500

SCHEDULE OF MEZZANINE JOIST		
1.	MJ1	[WEB-300X5] [1/0 FLG.-150X6]
2.	MJ2	[WEB-300X5] [1/0 FLG.-150X6]
3.	MJ3	[WEB-300X5] [1/0 FLG.-150X6]
4.	MJ4	[WEB-400X5] [1/0 FLG.-175X8]

SCHEDULE OF MEZZANINE BEAM		
1.	MB1	[WEB-300X5] [1/0 FLG.-150X6]
2.	MB2	[WEB-300X5] [1/0 FLG.-150X6]
3.	MB3	[WEB-300X5] [1/0 FLG.-150X6]
4.	MB4	[WEB-300X5] [1/0 FLG.-150X6]
5.	MB5	[WEB-300X5] [1/0 FLG.-150X6]
6.	MB7	[WEB-550X6] [1/0 FLG.-200X8]
7.	MB9	[WEB-350X5] [1/0 FLG.-200X8]
8.	MB10	[WEB-550X6] [1/0 FLG.-200X8]



ISSUED FOR APPROVAL

SENT ON

IN ORDER TO SCHEDULE THIS PROJECT IN THE MOST EFFICIENT MANNER, RETURN THESE DOCUMENTS, MARKED WITH YOUR COMMENTS, WITHIN TWO WEEKS FROM THE ABOVE MENTIONED DATE

ANY CHANGES MADE AFTER APPROVAL OF THESE DRAWINGS MAY DELAY THE FABRICATION AND DELIVERY PROCESS.

THESE DRAWINGS ARE NOT FOR CONSTRUCTION.

- APPROVED
NO CHANGES. PROCEED WITH FABRICATION.
- APPROVED AS NOTED
FABRICATION MAY PROCEED ON THE BASIS OF CORRECTIONS INDICATED.
- NOT APPROVED, RE-SUBMIT FOR APPROVAL.

REVIEWED BY NAME
SIGNATURE DATE

GOOD FOR CONSTRUCTION

Rev.	Description	Name	Checked	Date
R2.	Revised as per architect comment.	Jaiprakash	Baby Thomas	08.05.2015
R1.	Revised as per architect comment.	Jaiprakash	Baby Thomas	23.04.2015

REVISIONS

Project: **QUALITY EVALUATION LABORATORY
CUM TRAINING CENTER AT PLOT NO. EL - 184, MIDC
TTC INDUSTRIAL AREA, VILLAGE-NAVI MUMBAI**

Client: **SPICES BOARD
Ministry of Commerce and Industries,
Govt of India**

Architect: **THE NOVARCH
Architects & Engineers**


Consultant: **IL&FS CLUSTER DEVELOPMENT
INITIATIVE LIMITED**

Drawing Title: **GENERAL ARRANGEMENT DRAWING
[T.F FLOOR PLAN AND T.F FLOOR FRAMING PLAN AT (+) 13.000M. Lvl.]**

EVEREST Everest Industries Limited
ESBS Division, Genesis-A-32, Mohan Co-operative Industrial Estate,
Mathura Road, New Delhi-110044 [INDIA]
Tel. : +91-11-41731951-53, Fax. : +91-11-46566370
Website : www.everestind.com

Drawn by:	Jaiprakash	Scale:	1:175	Date:	12.04.2015
Checked by:	Baby Thomas	Project No.:	ESBS/PB-01459-01.01.01	Drawing No.:	GA-004
Design by:	Vikash	Revision:			R2

NOTE:-
1. All rights reserved. This drawing contains proprietary information which is protected by copyright. No part of this drawing may be reproduced, translated in computer language, or transmitted in any form whatsoever without the prior written consent of EVEREST INDUSTRIES LIMITED



Document No. :- FM-DES-31
 Revision No. :- 00
 Effective From :- 01-11-2012
 Page No. :- 01 OF 01

DRAWING CROSS REFERENCE

Drawing No.	Rev.	Description
GA-001	R2	GENERAL ARRANGEMENT DRAWING [CF FLOOR PLAN AT (+) 1.200M. Lvl.]
GA-002	R2	GENERAL ARRANGEMENT DRAWING [FF FLOOR PLAN AND FF FLOOR FRAMING PLAN AT (+) 5.200M. Lvl.]
GA-003	R2	GENERAL ARRANGEMENT DRAWING [SF FLOOR PLAN AND SF FLOOR FRAMING PLAN AT (+) 8.200M. Lvl.]
GA-004	R2	GENERAL ARRANGEMENT DRAWING [TF FLOOR PLAN AND TF FLOOR FRAMING PLAN AT (+) 13.200M. Lvl.]
GA-005	R2	GENERAL ARRANGEMENT DRAWING [ROOF PLAN AND ROOF FRAMING PLAN AT THE BEAM LEVEL]
GA-006	R2	GENERAL ARRANGEMENT DRAWING [MAIN FRAME CROSS-SECTIONS]
GA-007	R2	GENERAL ARRANGEMENT DRAWING [MAIN FRAME CROSS-SECTIONS]
GA-008	R2	GENERAL ARRANGEMENT DRAWING [SIDE ELEVATIONS]
GA-009	R2	GENERAL ARRANGEMENT DRAWING [END ELEVATIONS AND DETAILS]
GA-010	R0	GENERAL ARRANGEMENT DRAWING [STAIR CASE ARRANGEMENT AND DETAILS]
GA-011	R0	GENERAL ARRANGEMENT DRAWING [STAIR CASE ARRANGEMENT AND DETAILS]

- GENERAL NOTES:-**
- ALL DIMENSIONS ARE IN mm & ALL LEVELS ARE IN Mtr. [U.N.O.]
 - ONLY WRITTEN DIMENSIONS SHALL BE FOLLOWED AND DRAWINGS SHALL NOT BE SCALED FOR OBTAINING ANY DIMENSIONS
 - APPROVAL ON THESE G.A DRAWINGS TO BE GIVEN BY..... AS PER THE PURCHASE ORDER.
 - THE FABRICATION AND ERECTION TOLERANCES SHALL BE FOLLOWED AS PER SECTION IV-9 OF MBMA-1996
 - THE MAXIMUM PERMISSIBLE DEVIATION OF COLUMN ALIGNMENT SHALL BE RESTRICTED TO H/500

SCHEDULE OF THE TIE BEAM

No.	Tie Beam	Section
1.	TB1	[WEB-300X6] [I/O FLG.-175X8]
2.	TB2	[WEB-300X6] [I/O FLG.-175X8]

ISSUED FOR APPROVAL

SENT ON
 IN ORDER TO SCHEDULE THIS PROJECT IN THE MOST EFFICIENT MANNER, RETURN THESE DOCUMENTS, MARKED WITH YOUR COMMENTS, WITHIN TWO WEEKS FROM THE ABOVE MENTIONED DATE
 ANY CHANGES MADE AFTER APPROVAL OF THESE DRAWINGS MAY DELAY THE FABRICATION AND DELIVERY PROCESS.
 THESE DRAWINGS ARE NOT FOR CONSTRUCTION.

- APPROVED
NO CHANGES, PROCEED WITH FABRICATION.
- APPROVED AS NOTED
FABRICATION MAY PROCEED ON THE BASIS OF CORRECTIONS INDICATED.
- NOT APPROVED, RE-SUBMIT FOR APPROVAL.

REVIEWED BY
 NAME
 SIGNATURE DATE



Rev.	Description	Name	Checked	Date
R2.	Revised as per architect comment.	Jaiprakash	Baby Thomas	08.05.2015
R1.	Revised as per architect comment.	Jaiprakash	Baby Thomas	23.04.2015

REVISIONS

Project: QUALITY EVALUATION LABORATORY
 CUM TRAINING CENTER AT PLOT NO. EL - 184, MIDC
 TTC INDUSTRIAL AREA, VILLAGE-NAVI MUMBAI

Client: SPICES BOARD
 Ministry of Commerce and Industries,
 Govt of India

Architect: THE NOVARCH
 Architects & Engineers

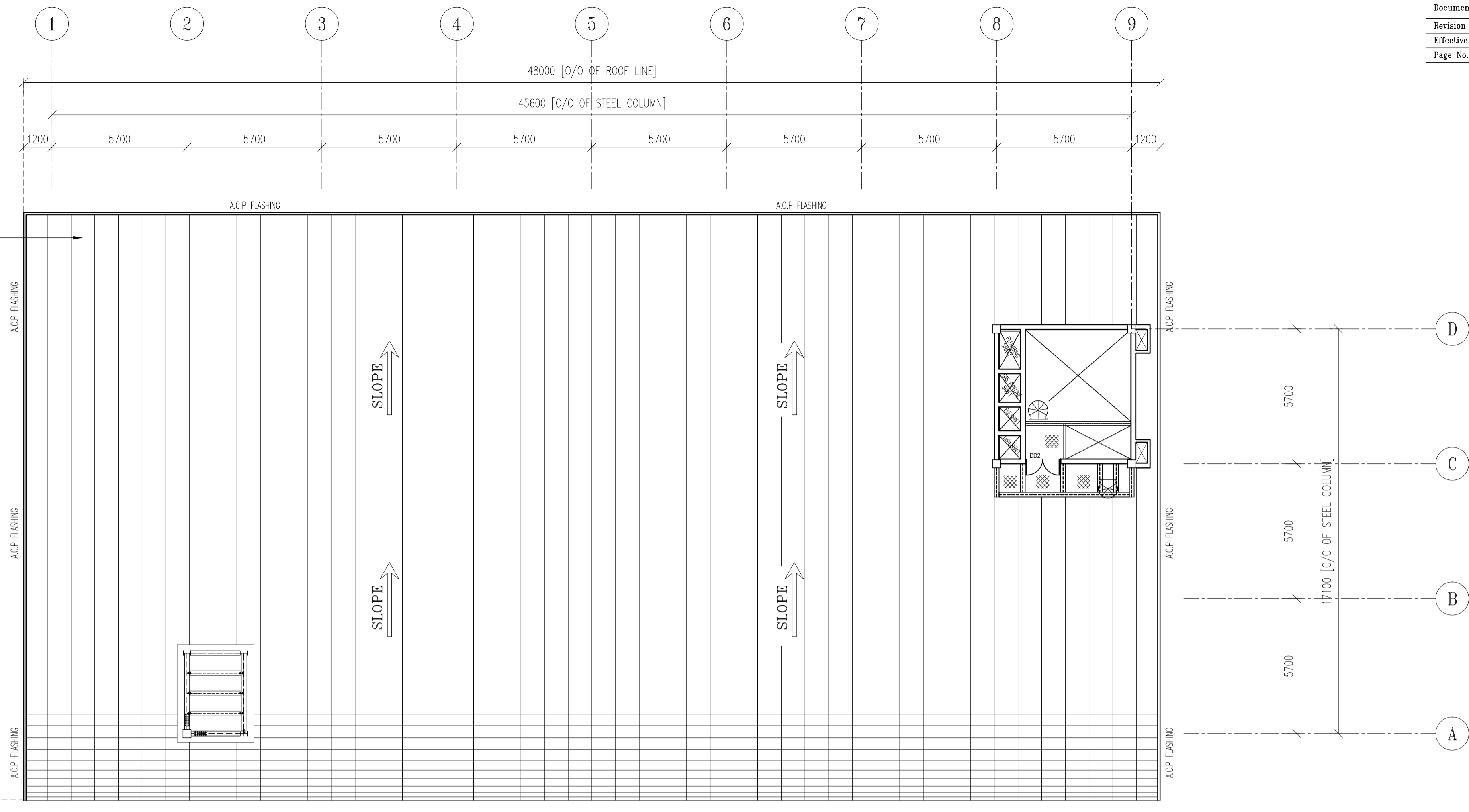
Consultant: IL&FS CLUSTER DEVELOPMENT
 INITIATIVE LIMITED

Drawing Title: GENERAL ARRANGEMENT DRAWING
 [ROOF PLAN AND ROOF FRAMING PLAN AT TIE BEAM LEVEL]

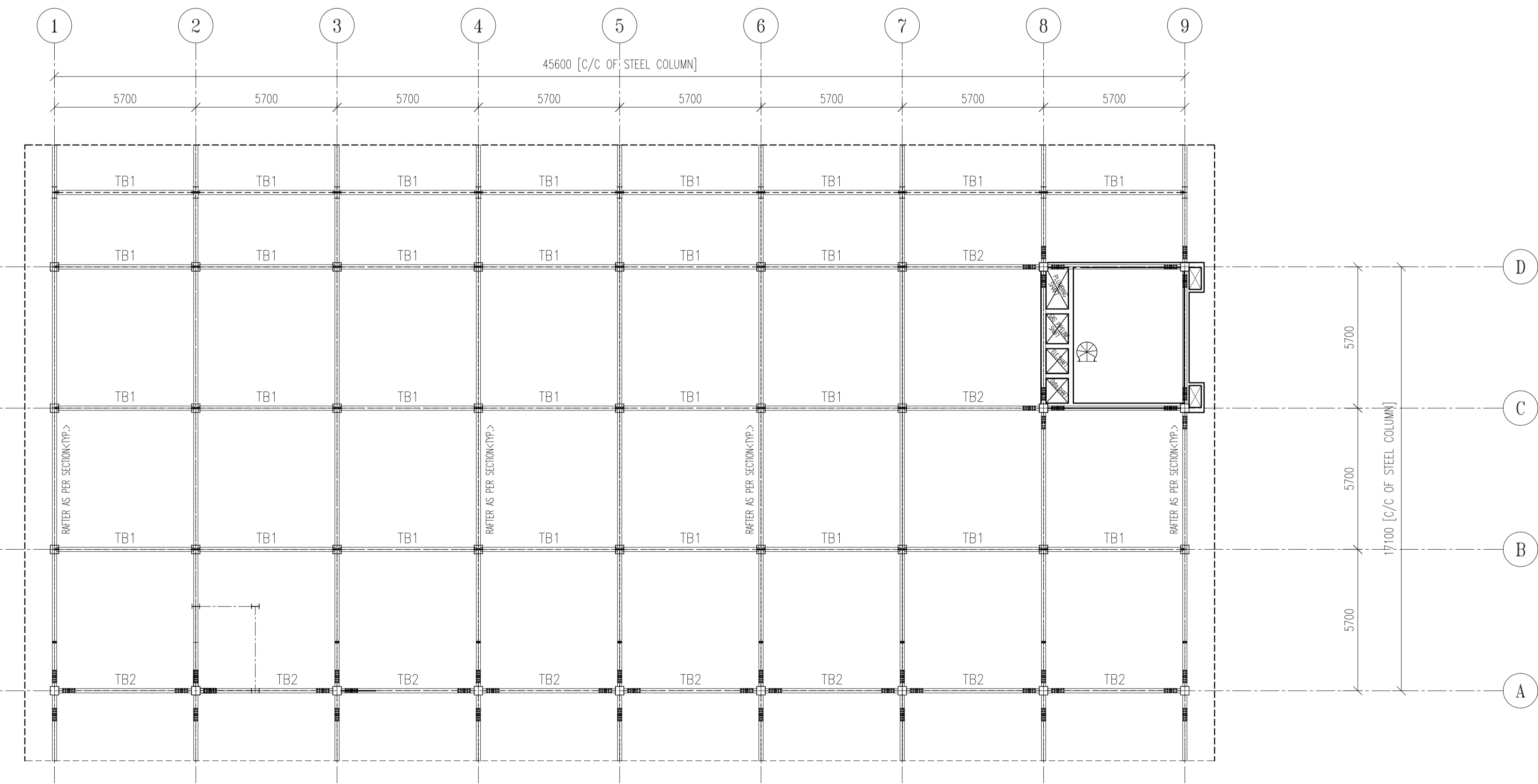
EVEREST Industries Limited
 ESBS Division, Genesis, A-32, Mohan Co-operative Industrial Estate,
 Mathura Road, New Delhi-110044 [INDIA]
 Tel. : +91-11-41731951-53, Fax. : +91-11-46566370
 Website : www.everestind.com

Drawn by: Jaiprakash Scale: 1:175 Date: 12.04.2015
 Checked by: Baby Thomas Project No: Drawing No: Revision:
 Design by: Vikash ESBS/PB-01459-01.01.01 GA-005 R2

NOTE:-
 1. All rights reserved. This drawing contains proprietary information which is protected by copyright. No part of this drawing may be reproduced, translated in computer language, or transmitted in any form whatsoever without the prior written consent of EVEREST INDUSTRIES LIMITED



ROOF PLAN



ROOF FRAMING PLAN AT TIE BEAM LVL.

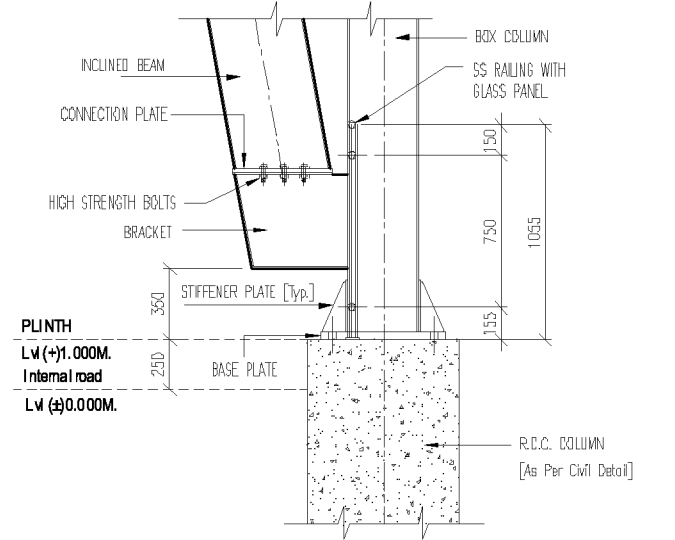
Document No. :- FN-028-01
 Revision No. :- 00
 Effective From :- 03-11-2012
 Page No. :- 01 OF 01

DRAWING CROSS REFERENCE

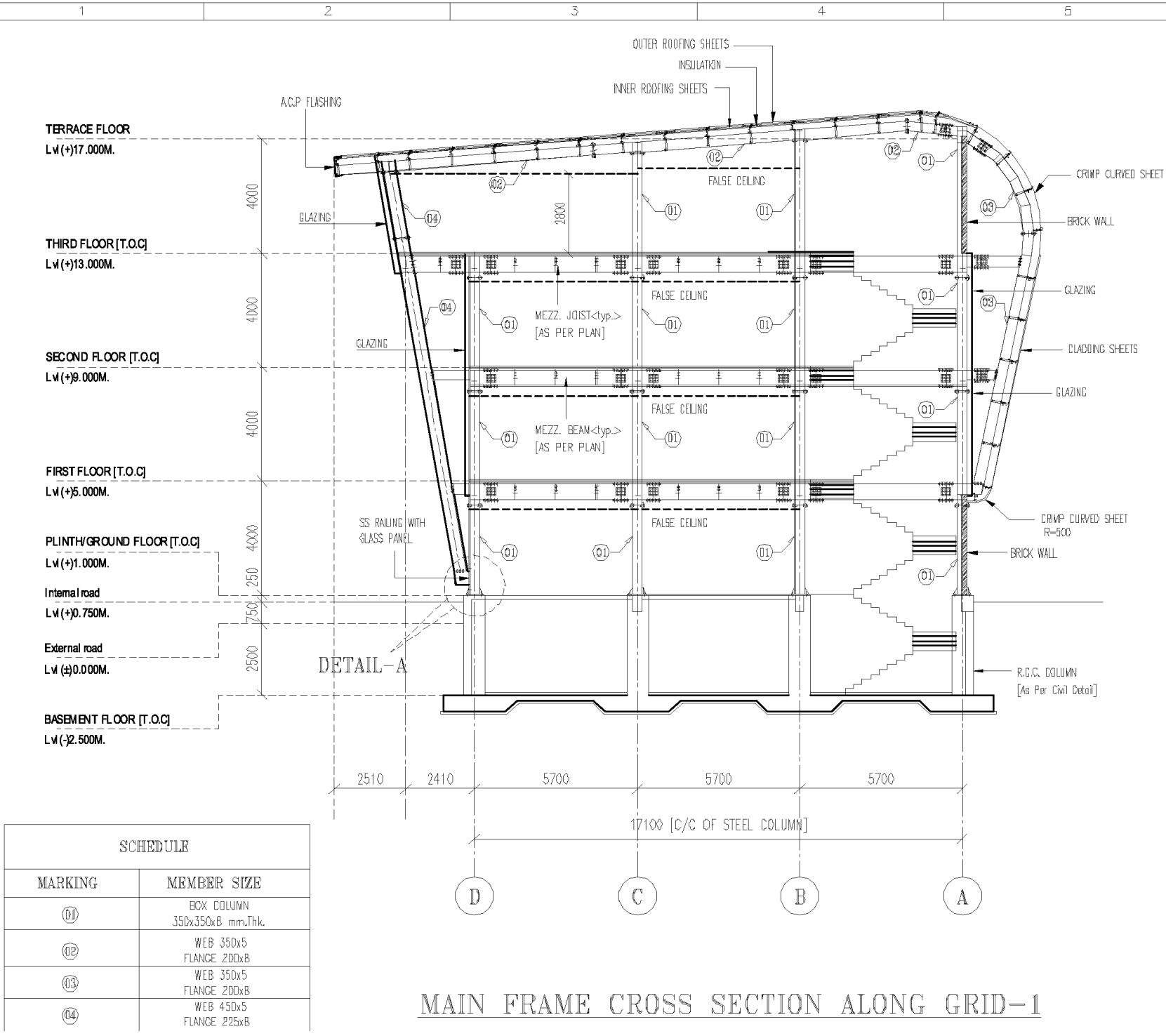
Drawing No.	Rev.	Description
GA-001	R2	GENERAL ARRANGEMENT DRAWING (CF FLOOR PLAN AT (+) 12.00M Lvl)
GA-002	R2	GENERAL ARRANGEMENT DRAWING (7F FLOOR PLAN AND 4F FLOOR FINISH PLAN AT (+) 5.200M Lvl)
GA-003	R2	GENERAL ARRANGEMENT DRAWING (7F FLOOR PLAN AND 4F FLOOR FINISH PLAN AT (+) 5.200M Lvl)
GA-004	R2	GENERAL ARRANGEMENT DRAWING (7F FLOOR PLAN AND 4F FLOOR FINISH PLAN AT (+) 5.200M Lvl)
GA-005	R2	GENERAL ARRANGEMENT DRAWING (7F FLOOR PLAN AND 4F FLOOR FINISH PLAN AT (+) 5.200M Lvl)
GA-006	R2	GENERAL ARRANGEMENT DRAWING (MAIN FRAME CROSS-SECTIONS)
GA-007	R2	GENERAL ARRANGEMENT DRAWING (MAIN FRAME CROSS-SECTIONS)
GA-008	R2	GENERAL ARRANGEMENT DRAWING (RAMP ELEVATIONS)
GA-009	R2	GENERAL ARRANGEMENT DRAWING (RAMP ELEVATIONS AND DETAILS)
GA-010	R2	GENERAL ARRANGEMENT DRAWING (STAIR CASE ARRANGEMENT AND DETAILS)
GA-011	R2	GENERAL ARRANGEMENT DRAWING (STAIR CASE ARRANGEMENT AND DETAILS)

GENERAL NOTES:-

- ALL DIMENSIONS ARE IN mm & ALL LEVELS ARE IN Mtr. [U.N.O]
- ONLY WRITTEN DIMENSIONS SHALL BE FOLLOWED AND DRAWINGS SHALL NOT BE SCALED FOR OBTAINING ANY DIMENSIONS
- APPROVAL ON THESE G.A DRAWINGS TO BE GIVEN BY..... AS PER THE PURCHASE ORDER.
- THE FABRICATION AND ERECTION TOLERANCES SHALL BE FOLLOWED AS PER SECTION IV-6 OF MEMA-1096
- THE MAXIMUM PERMISSIBLE DEVIATION OF COLUMN ALIGNMENT SHALL BE RESTRICTED TO H/600

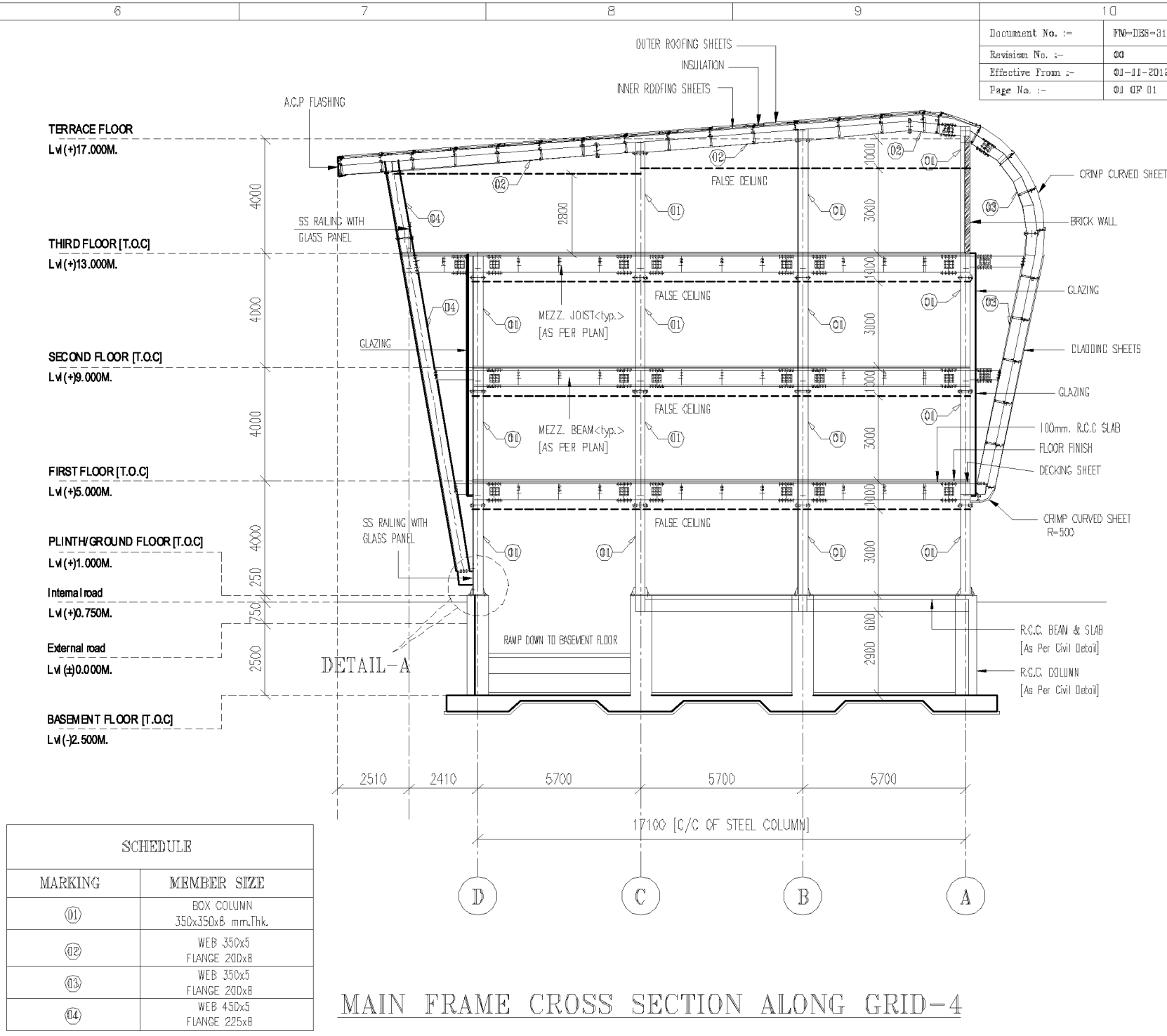


DETAIL-A



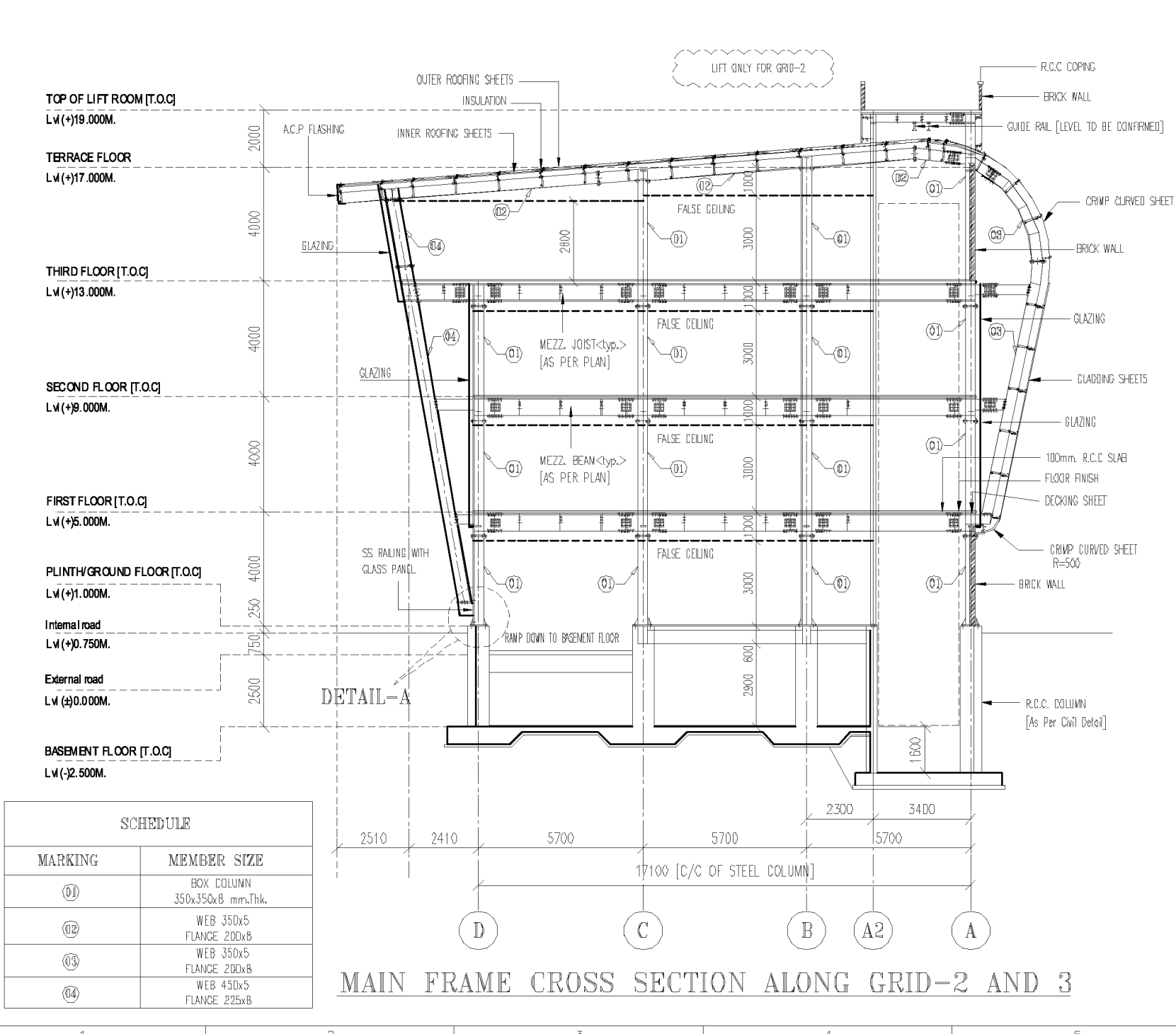
SCHEDULE	
MARKING	MEMBER SIZE
01	BOX COLUMN 350x350x8 mm.Thk.
02	WEB 350x5 FLANGE 200x8
03	WEB 350x5 FLANGE 200x8
04	WEB 450x5 FLANGE 225x8

MAIN FRAME CROSS SECTION ALONG GRID-1



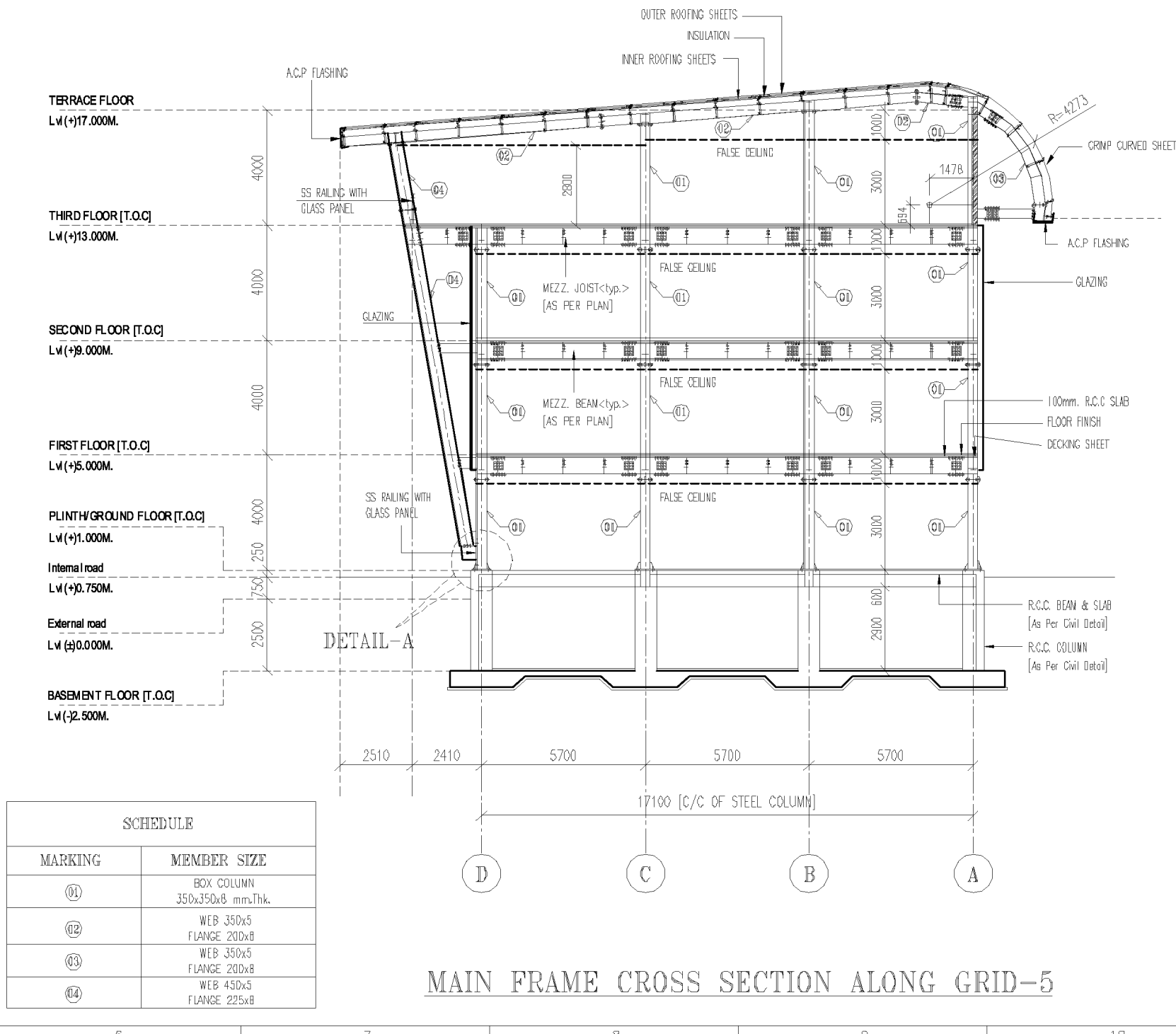
SCHEDULE	
MARKING	MEMBER SIZE
01	BOX COLUMN 350x350x8 mm.Thk.
02	WEB 350x5 FLANGE 200x8
03	WEB 350x5 FLANGE 200x8
04	WEB 450x5 FLANGE 225x8

MAIN FRAME CROSS SECTION ALONG GRID-4



SCHEDULE	
MARKING	MEMBER SIZE
01	BOX COLUMN 350x350x8 mm.Thk.
02	WEB 350x5 FLANGE 200x8
03	WEB 350x5 FLANGE 200x8
04	WEB 450x5 FLANGE 225x8

MAIN FRAME CROSS SECTION ALONG GRID-2 AND 3



SCHEDULE	
MARKING	MEMBER SIZE
01	BOX COLUMN 350x350x8 mm.Thk.
02	WEB 350x5 FLANGE 200x8
03	WEB 350x5 FLANGE 200x8
04	WEB 450x5 FLANGE 225x8

MAIN FRAME CROSS SECTION ALONG GRID-5

ISSUED FOR APPROVAL

SENT ON
 IN ORDER TO SCHEDULE THIS PROJECT IN THE MOST EFFICIENT MANNER, RETURN THESE DOCUMENTS, MARKED WITH YOUR COMMENTS, WITHIN TWO WEEKS FROM THE ABOVE MENTIONED DATE. ANY CHANGES MADE AFTER APPROVAL OF THESE DRAWINGS MAY DELAY THE FABRICATION AND DELIVERY PROCESS. THESE DRAWINGS ARE NOT FOR CONSTRUCTION.

1. APPROVED NO CHANGES. PROCEED WITH FABRICATION.
 2. APPROVED AS NOTED FABRICATION MAY PROCEED ON THE BASIS OF CORRECTIONS INDICATED.
 3. NOT APPROVED, RE-SUBMIT FOR APPROVAL.

REVIEWED BY NAME
 SIGNATURE DATE

GOOD FOR CONSTRUCTION

Rev.	Description	Name	Checked	Date
R2	Revised as per architect comment.	Jaiprakash	Baby Thomas	06.05.2016
R1	Revised as per architect comment.	Jaiprakash	Baby Thomas	26.04.2016

REVISIONS

Project: **QUALITY EVALUATION LABORATORY CUM TRAINING CENTER AT PLOT NO. EL - 184, MIDC TTC INDUSTRIAL AREA, VILLAGE-NAVI MUMBAI**

Clients: **SPICRS BOARD**
 Ministry of Commerce and Industries, Govt of India

Architect: **THE NOVARCH**
 Architects & Engineers

Consultant: **IL&PS CLUSTER DEVELOPMENT INITIATIVE LIMITED**

Drawing Title: GENERAL ARRANGEMENT DRAWING (MAIN FRAME CROSS-SECTIONS)

Everest Industries Limited
 BSBS Division, General A-32, Mahan Co-operative Industrial Estate, Mathura Road, New Delhi-110044 [INDIA]
 Tel. : +91-11-41731051-53, Fax. : +91-11-46566370
 Website : www.everestind.com

Drawn by: Jaiprakash	Scale: 1:175	Date: 12.04.2015
Checked by: Baby Thomas	Project No: BSBS/PP-01458-01.01.01	Drawing No: GA-006
Design by: Vikash		Revision: R2

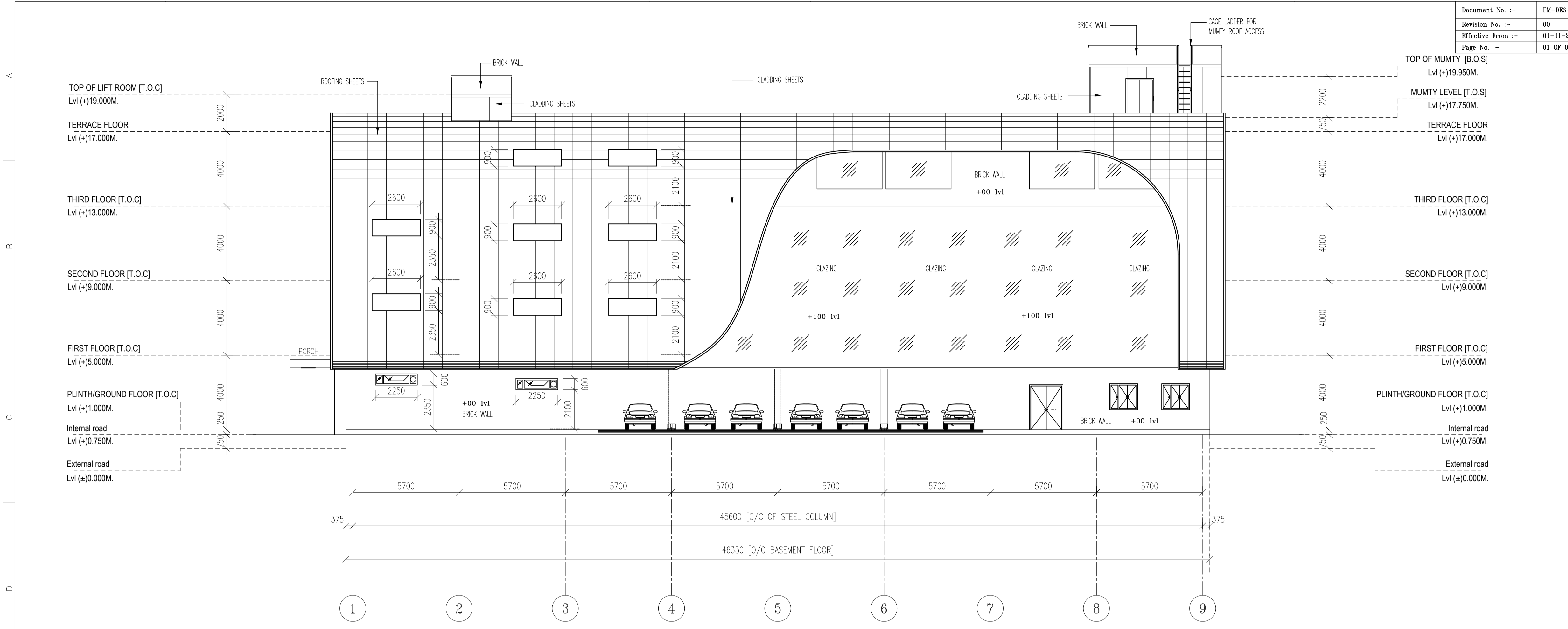
NOTE:-
 1. All rights reserved. This drawing contains proprietary information which is protected by copyright. No part of this drawing may be reproduced, translated in computer language, or transmitted in any form whatsoever without the prior written consent of EVEREST INDUSTRIES LIMITED

Document No. :- FN-DES-31
 Revision No. :- 00
 Effective From :- 01-11-2012
 Page No. :- 01 OF 01

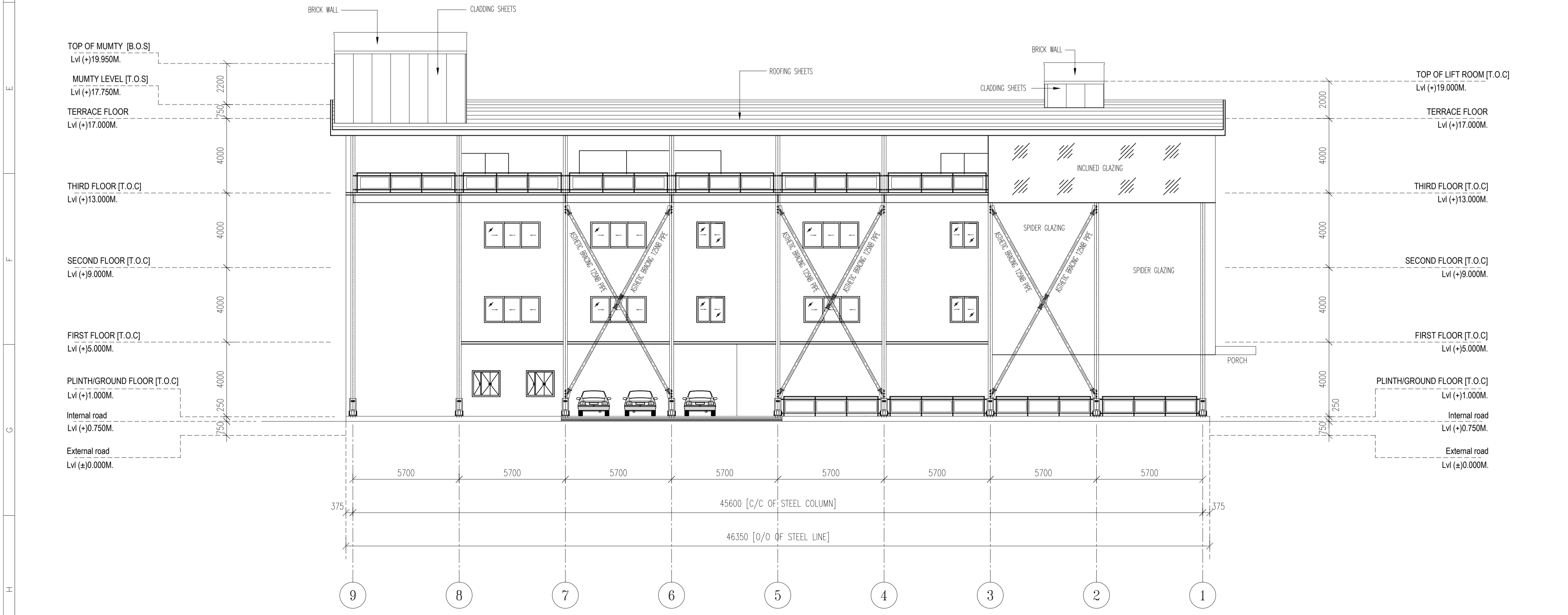
DRAWING CROSS REFERENCE

Drawing No:	Rev.	Description
GA-001	R2	GENERAL ARRANGEMENT DRAWING [G.F FLOOR PLAN AT (+) 1.200M. Lvl.]
GA-002	R2	GENERAL ARRANGEMENT DRAWING [S.F FLOOR PLAN AND P.F FLOOR FRAMING PLAN AT (+) 5.200M. Lvl.]
GA-003	R2	GENERAL ARRANGEMENT DRAWING [S.F FLOOR PLAN AND S.F FLOOR FRAMING PLAN AT (+) 9.200M. Lvl.]
GA-004	R2	GENERAL ARRANGEMENT DRAWING [T.F FLOOR PLAN AND T.F FLOOR FRAMING PLAN AT (+) 13.200M. Lvl.]
GA-005	R2	GENERAL ARRANGEMENT DRAWING [ROOF PLAN AND ROOF FRAMING PLAN AT THE BEAM LEVEL.]
GA-006	R2	GENERAL ARRANGEMENT DRAWING [MAIN FRAME CROSS-SECTIONS]
GA-007	R2	GENERAL ARRANGEMENT DRAWING [MAIN FRAME CROSS-SECTIONS]
GA-008	R2	GENERAL ARRANGEMENT DRAWING [SIDE ELEVATIONS]
GA-009	R2	GENERAL ARRANGEMENT DRAWING [END ELEVATIONS AND DETAILS]
GA-010	R0	GENERAL ARRANGEMENT DRAWING [STAIR CASE ARRANGEMENT AND DETAILS]
GA-011	R0	GENERAL ARRANGEMENT DRAWING [STAIR CASE ARRANGEMENT AND DETAILS]

- GENERAL NOTES:-**
- ALL DIMENSIONS ARE IN mm & ALL LEVELS ARE IN Mtr. [U.N.O]
 - ONLY WRITTEN DIMENSIONS SHALL BE FOLLOWED AND DRAWINGS SHALL NOT BE SCALED FOR OBTAINING ANY DIMENSIONS
 - APPROVAL ON THESE G.A DRAWINGS TO BE GIVEN BY.....
 - THE FABRICATION AND ERECTION TOLERANCES SHALL BE FOLLOWED AS PER SECTION IV-9 OF MBMA-1996
 - THE MAXIMUM PERMISSIBLE DEVIATION OF COLUMN ALIGNMENT SHALL BE RESTRICTED TO H/500



SIDE WALL ELEVATION ALONG GRID-A



SIDE WALL ELEVATION ALONG GRID-D

ISSUED FOR APPROVAL

SENT ON
 IN ORDER TO SCHEDULE THIS PROJECT IN THE MOST EFFICIENT MANNER, RETURN THESE DOCUMENTS, MARKED WITH YOUR COMMENTS, WITHIN TWO WEEKS FROM THE ABOVE MENTIONED DATE
 ANY CHANGES MADE AFTER APPROVAL OF THESE DRAWINGS MAY DELAY THE FABRICATION AND DELIVERY PROCESS.
 THESE DRAWINGS ARE NOT FOR CONSTRUCTION.

- APPROVED
NO CHANGES. PROCEED WITH FABRICATION.
- APPROVED AS NOTED
FABRICATION MAY PROCEED ON THE BASIS OF CORRECTIONS INDICATED.
- NOT APPROVED, RE-SUBMIT FOR APPROVAL.

REVIEWED BY
 NAME
 SIGNATURE DATE



Rev.	Description	Name	Checked	Date
R2.	Revised as per architect comment.	Jaiprakash	Baby Thomas	08.05.2015
R1.	Revised as per architect comment.	Jaiprakash	Baby Thomas	23.04.2015

REVISIONS

Project: QUALITY EVALUATION LABORATORY
 CUM TRAINING CENTER AT PLOT NO. EL - 184, MIDC
 TTC INDUSTRIAL AREA, VILLAGE-NAVI MUMBAI

Client: SPICES BOARD
 Ministry of Commerce and Industries,
 Govt of India

Architect: THE NOVARCH
 Architects & Engineers

Consultant: IL&FS CLUSTER DEVELOPMENT
 INITIATIVE LIMITED

Drawing Title: GENERAL ARRANGEMENT DRAWING
 [SIDE ELEVATIONS]

Everest Industries Limited
 ESBS Division, Genesis, A-32, Mohan Co-operative Industrial Estate,
 Mathura Road, New Delhi-110044 [INDIA]
 Tel. : +91-11-41731951-53, Fax. : +91-11-46566370
 Website : www.everestind.com

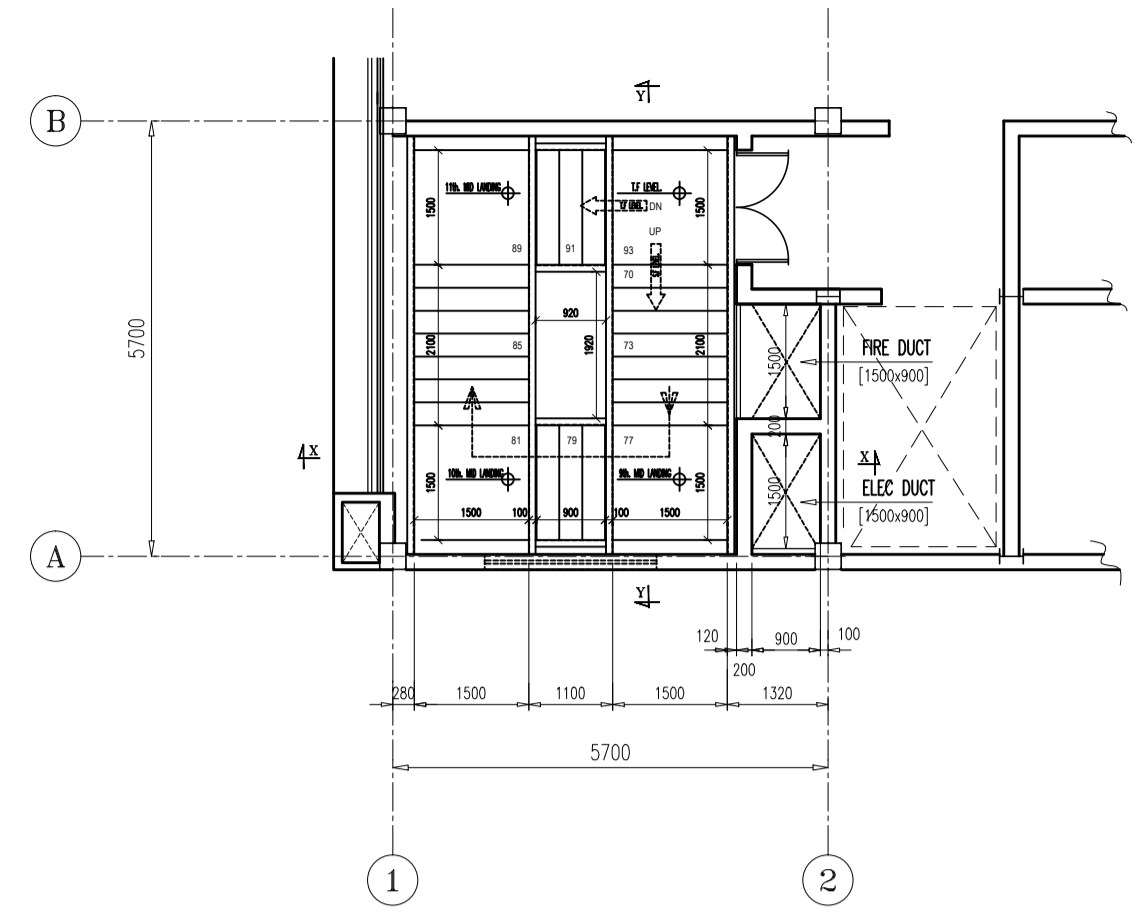
Drawn by:	Jaiprakash	Scale:	1:175	Date:	12.04.2015
Checked by:	Baby Thomas	Project No:		Drawing No:	
Design by:	Vikash	ESBS/PB-01459-01.01.01		Revision:	R2

NOTE:-
 1. All rights reserved. This drawing contains proprietary information which is protected by copyright. No part of this drawing may be reproduced, translated in computer language, or transmitted in any form whatsoever without the prior written consent of EVEREST INDUSTRIES LIMITED

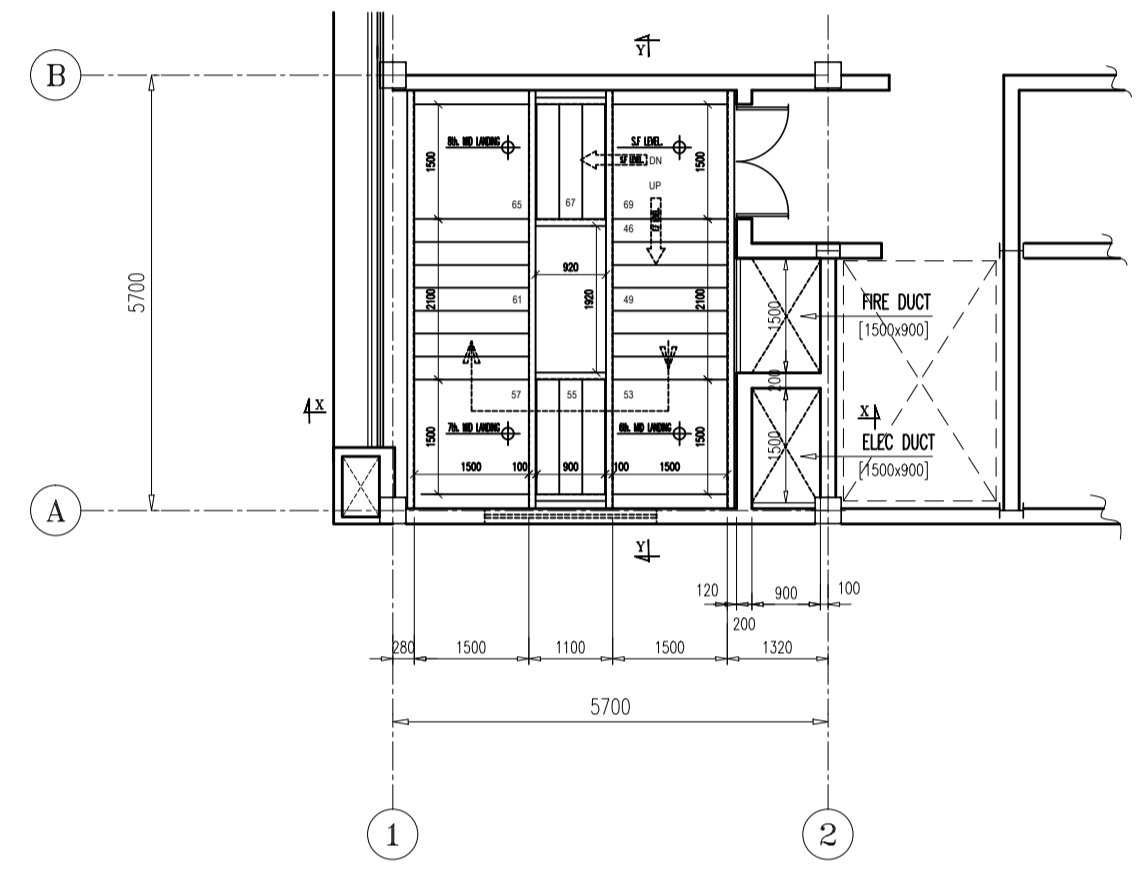
DRAWING CROSS REFERENCE

Drawing No.	Rev.	Description
GA-001	R2	GENERAL ARRANGEMENT DRAWING [GF FLOOR PLAN AT (+) 1.200M. Lvl.]
GA-002	R2	GENERAL ARRANGEMENT DRAWING [F.F FLOOR PLAN AND F.F FLOOR FRAMING PLAN AT (+) 5.200M. Lvl.]
GA-003	R2	GENERAL ARRANGEMENT DRAWING [S.F FLOOR PLAN AND S.F FLOOR FRAMING PLAN AT (+) 9.200M. Lvl.]
GA-004	R2	GENERAL ARRANGEMENT DRAWING [T.F FLOOR PLAN AND T.F FLOOR FRAMING PLAN AT (+) 13.200M. Lvl.]
GA-005	R2	GENERAL ARRANGEMENT DRAWING [ROOF PLAN AND ROOF FRAMING PLAN AT THE BEAM LEVEL]
GA-006	R2	GENERAL ARRANGEMENT DRAWING [MAIN FRAME CROSS-SECTIONS]
GA-007	R2	GENERAL ARRANGEMENT DRAWING [MAIN FRAME CROSS-SECTIONS]
GA-008	R2	GENERAL ARRANGEMENT DRAWING [SIDE ELEVATIONS]
GA-009	R2	GENERAL ARRANGEMENT DRAWING [END ELEVATIONS AND DETAILS]
GA-010	R0	GENERAL ARRANGEMENT DRAWING [STAIR CASE ARRANGEMENT AND DETAILS]
GA-011	R0	GENERAL ARRANGEMENT DRAWING [STAIR CASE ARRANGEMENT AND DETAILS]

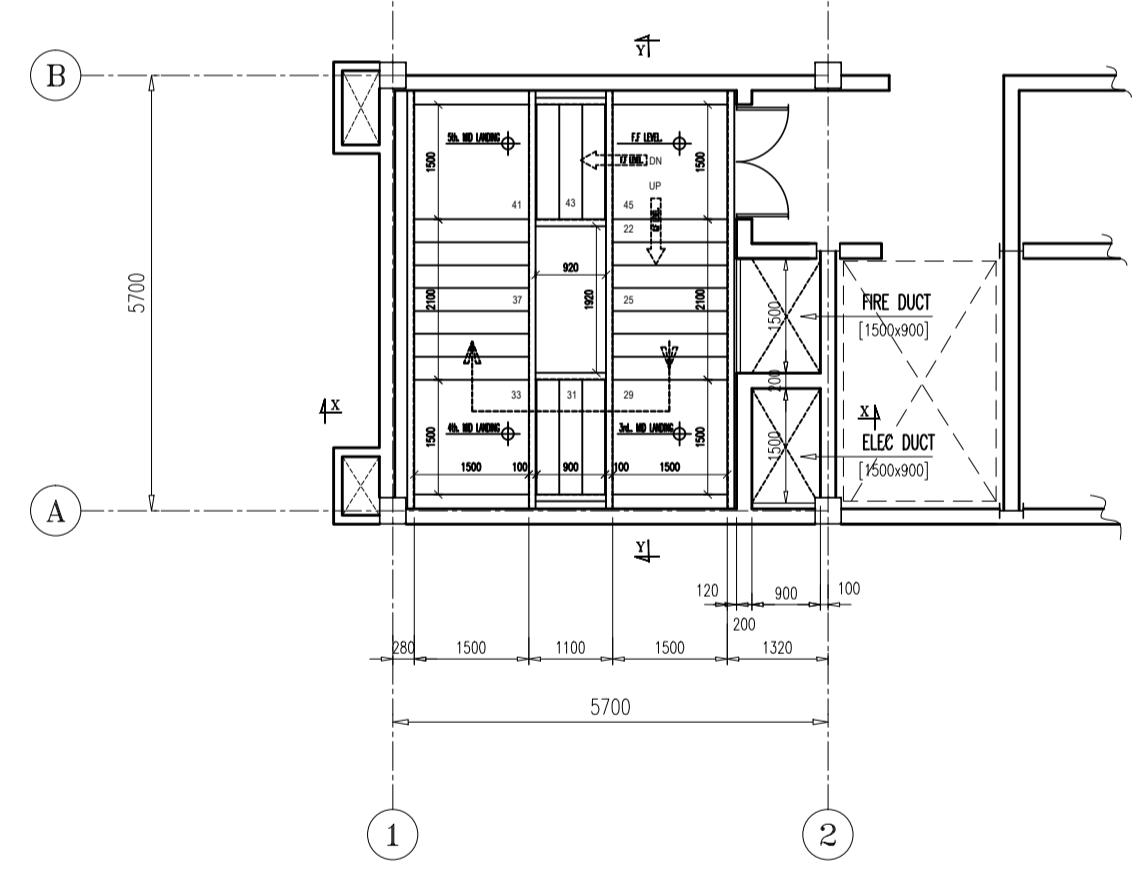
- GENERAL NOTES:-**
- ALL DIMENSIONS ARE IN mm & ALL LEVELS ARE IN Mtr. [U.N.O]
 - ONLY WRITTEN DIMENSIONS SHALL BE FOLLOWED AND DRAWINGS SHALL NOT BE SCALED FOR OBTAINING ANY DIMENSIONS
 - APPROVAL ON THESE G.A DRAWINGS TO BE GIVEN BY..... AS PER THE PURCHASE ORDER.
 - THE FABRICATION AND ERECTION TOLERANCES SHALL BE FOLLOWED AS PER SECTION IV-9 OF MBMA-1996
 - THE MAXIMUM PERMISSIBLE DEVIATION OF COLUMN ALIGNMENT SHALL BE RESTRICTED TO H/500



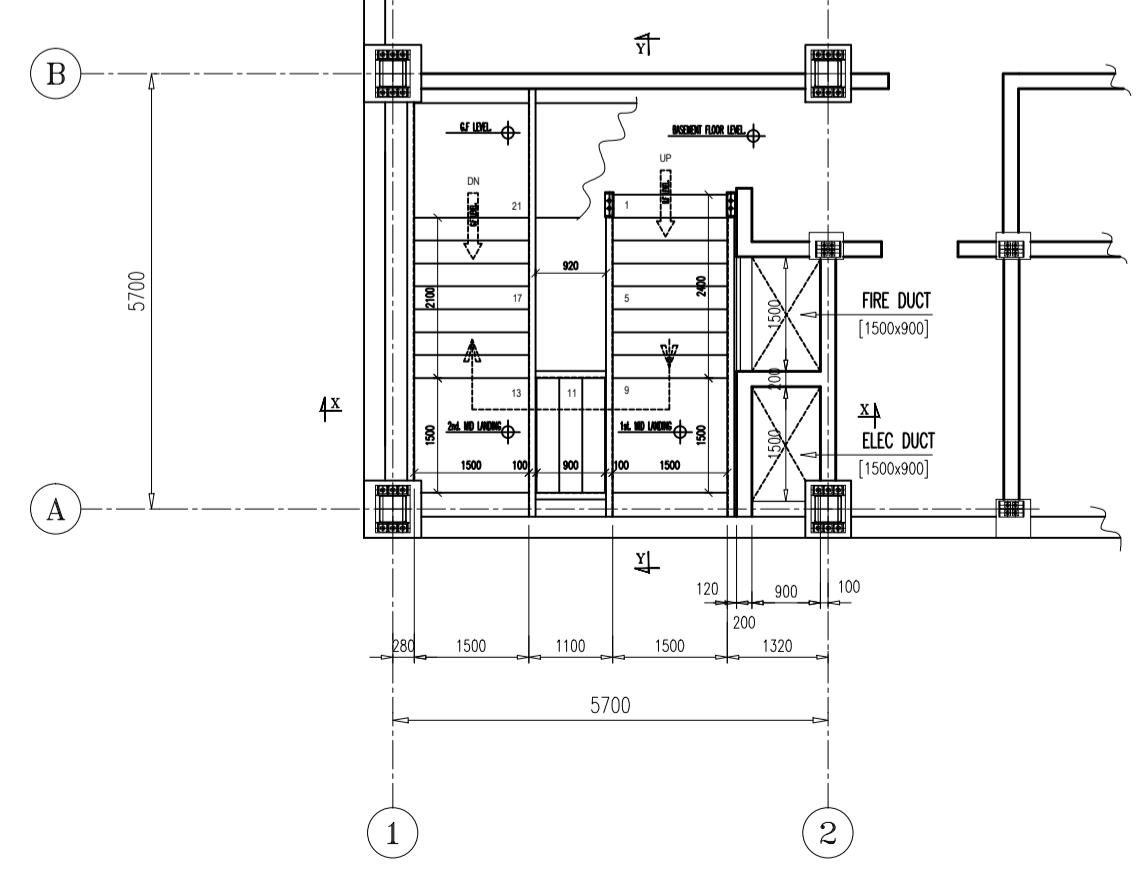
STAIR CASE PLAN AT THIRD FLOOR



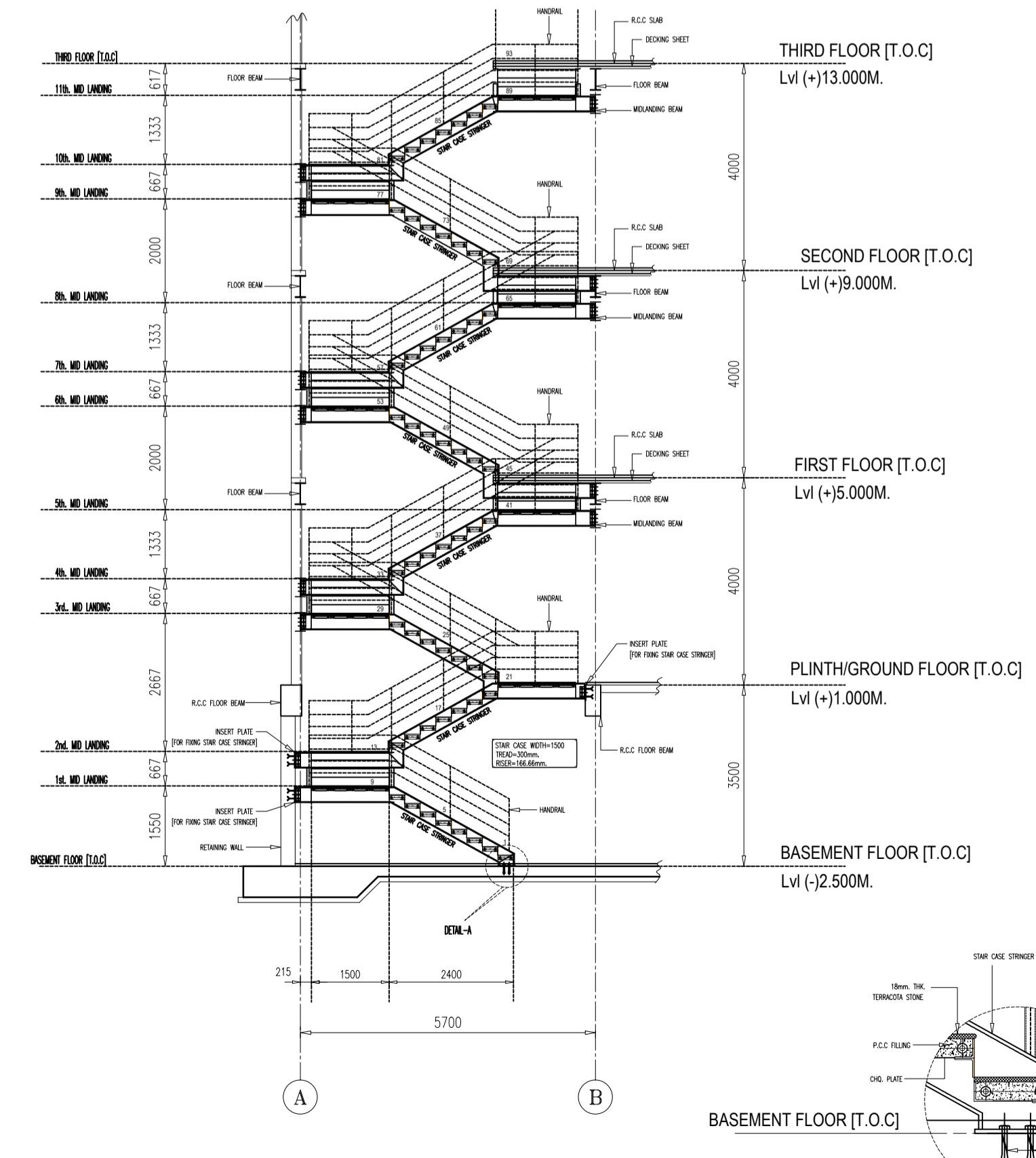
STAIR CASE PLAN AT SECOND FLOOR



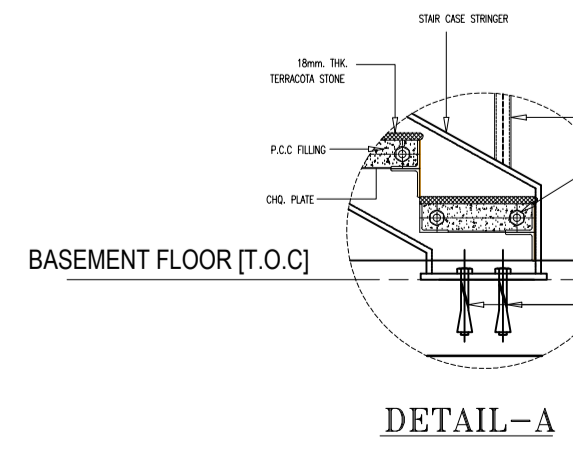
STAIR CASE PLAN AT FIRST FLOOR



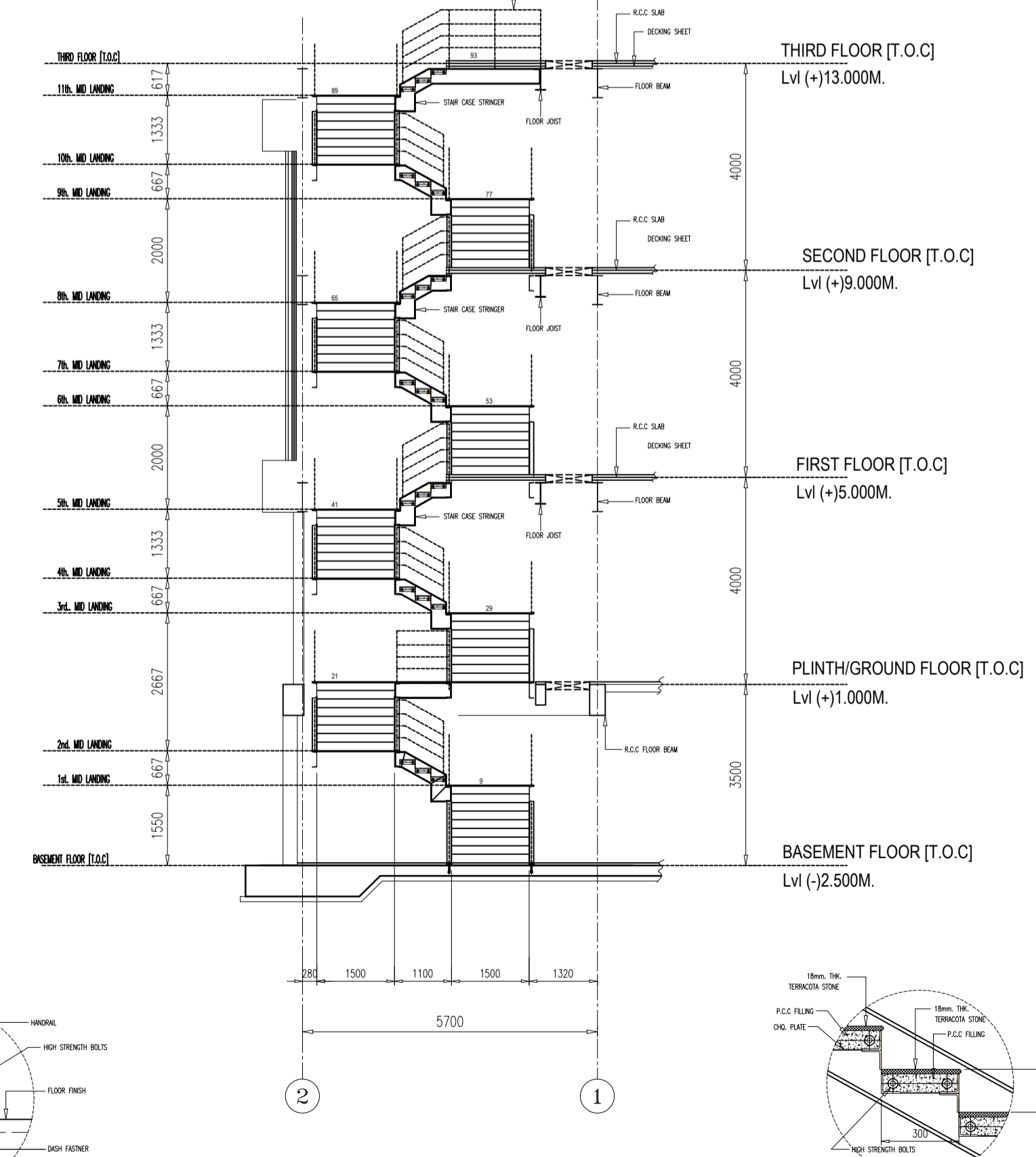
STAIR CASE PLAN AT GROUND FLOOR



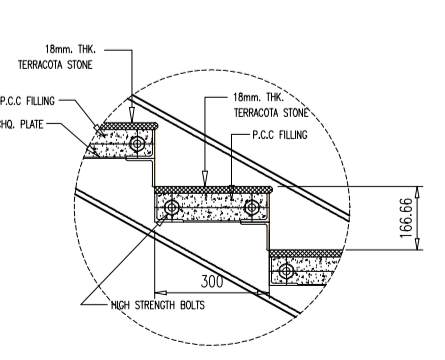
VIEW Y-Y



DETAIL-A



VIEW X-X



TYPICAL TREAD FIXING DETAIL

ISSUED FOR APPROVAL

SENT ON
 IN ORDER TO SCHEDULE THIS PROJECT IN THE MOST EFFICIENT MANNER, RETURN THESE DOCUMENTS, MARKED WITH YOUR COMMENTS, WITHIN TWO WEEKS FROM THE ABOVE MENTIONED DATE
 ANY CHANGES MADE AFTER APPROVAL OF THESE DRAWINGS MAY DELAY THE FABRICATION AND DELIVERY PROCESS.
 THESE DRAWINGS ARE NOT FOR CONSTRUCTION.

- APPROVED
NO CHANGES, PROCEED WITH FABRICATION.
- APPROVED AS NOTED
FABRICATION MAY PROCEED ON THE BASIS OF CORRECTIONS INDICATED.
- NOT APPROVED, RE-SUBMIT FOR APPROVAL.

REVIEWED BY
 NAME
 SIGNATURE DATE

REVISIONS

Rev.	Description	Name	Checked	Date
Project: QUALITY EVALUATION LABORATORY CUM TRAINING CENTER AT PLOT NO. EL - 184, MIDC TTC INDUSTRIAL AREA, VILLAGE-NAVI MUMBAI				
Client: SPICES BOARD Ministry of Commerce and Industries, Govt of India				
Architect: THE NOVARCH Architects & Engineers				
Consultant: IL&FS CLUSTER DEVELOPMENT INITIATIVE LIMITED				
Drawing Title: GENERAL ARRANGEMENT DRAWING [STAIRCASE-1 DETAILS]				

Everest Industries Limited
 ESBS Division, Genesis, A-32, Mohan Co-operative Industrial Estate,
 Mathura Road, New Delhi-110044 [INDIA]
 Tel. : +91-11-41731951-53, Fax. : +91-11-46566370
 Website : www.everestind.com

Drawn by: Jaiprakash	Scale: 1:100	Date: 12.04.2015
Checked by: Baby Thomas	Project No: ESBS/PB-01459-01.01.01	Drawing No: GA-010
Design by: Vikash		Revision: R0

NOTE:-
 1. All rights reserved. This drawing contains proprietary information which is protected by copyright. No part of this drawing may be reproduced, translated in computer language, or transmitted in any form whatsoever without the prior written consent of EVEREST INDUSTRIES LIMITED